


OTPA

*New York State Department of Taxation and Finance*

---

Office of Tax Policy Analysis

ANNUAL STATISTICAL REPORT



March 2009

---

# Earned Income Tax Credit

*Analysis of Credit Claims for 2006*

---

**Robert L. Megna**  
Commissioner

**Robert D. Plattner**  
Deputy Commissioner

---

---

# Contents

---

Introduction and Background		1
	Nature and Purpose of the EITC	6
	Summary Statistics	
	New York State EITC	8
	New York City EITC	11
	Noncustodial Parent New York State EITC	12
	Statistical Tables Accompanying This Report	14
	Endnotes	15
<hr/>		
Figures	<b>Figure 1:</b> 2006 New York State Earned Income Tax Credit by Earnings	6
	<b>Figure 2:</b> Total New York State Earned Income Tax Credit Claimed –1994-2006	8
	<b>Figure 3:</b> Total New York State Earned Income Tax Credit Claimants -1994-2006	10
<hr/>		
Tables	<b>Table 1:</b> New York State Earned Income Tax Credit	3
	<b>Table 2:</b> State and Local Earned Income Tax Credits as of January 1, 2008	5
	<b>Table 3:</b> New York State EITC Claims by Place of Residence - 2006 Tax Year	9
	<b>Table 4:</b> New York City EITC Claims by Number of Qualifying Children - 2006 Tax Year	11
	<b>Table 5:</b> New York City EITC Claims by County of Residence - 2006 Tax Year	12
	<b>Table 6:</b> New York City EITC Claims by Number of Qualifying Children - 2006 Tax Year	12
	<b>Table 7:</b> Noncustodial Parent New York State EITC Claims by Place of Residence 2006 Tax Year.	13
<hr/>		
New York State EITC	Alphabetical Listing of County Tables	18
	New York City Total	75
	New York City Counties	76
	New York Full Year Resident	81
	Nonresidents, Part Year Move-Outs & Unclassified	82
	Grand Total for all New York State Claims	83

---

New York City	Alphabetical Listing of New York City Counties	85
EITC	New York City Full Year Resident	92
	Non–New York City Counties Total	93
	All Other (Non-New York State Residents & Unclassified)	94
	Grand Total for all New York City Claims	95

---

Appendices	<b>Appendix A:</b> Legislative Mandate for the Earned Income Tax Credit Study, Chapter 170, laws of 1994, as amended by Chapter 60, Laws of 2004 and Chapter 58, Laws of 2006.	A-1
	<b>Appendix B:</b> Form IT-215 & Form IT-209	B-1

---

# Introduction and Background

---

Chapter 170 of the Laws of 1994 created the New York State earned income tax credit (EITC), which became effective in 1994. Authorized by Section 606(d)(7) of the Tax Law, the credit equaled 30 percent of the Federal EITC for the 2004 tax year. New York residents may receive a refund of any excess credits. The credit is nonrefundable to nonresidents. Taxpayers must file a New York State income tax return to receive the earned income tax credit.

Table 1 provides a summary of the major provisions of both the Federal and New York credits. The Federal credit equals a percentage of earned income, up to a maximum credit amount. At greater income levels, the credit begins to decline as income increases. Maximum earnings and income phase out levels are indexed annually for inflation. Taxpayers must receive earned income to claim the credit.

Twenty-four states currently provide an earned income tax credit. Twenty-three states, including New York, are linked to Federal law. There are also two local governments, in addition to New York City, that have their own EITCs.

Table 2 lists these states and localities and provides comparative information on their credits.

Legislation enacted in 1995 amended the State EITC in two ways. First, it increased the percentage for tax year 1996 from the previously scheduled 15 percent to 20 percent of the Federal credit. The scheduled percentage for 1997 and thereafter remained at 20 percent. Second, it restored the household credit for 1996 and thereafter, and requires taxpayers to subtract it from their EITC.

---

Legislation enacted in 1999 increased the EITC from 20 percent of the Federal credit to 22.5 percent in tax year 2000, and to 25 percent in tax years beginning after 2000. However, the rate will revert to 20 percent if the Federal government reduces New York's allocation of temporary assistance for needy families (TANF) grant, or does not permit spending on the EITC to apply toward the TANF maintenance of effort requirement.

Legislation enacted in 2000 further increased the EITC to 27.5 percent of the Federal credit in 2002 and to 30 percent after 2002. These increases are similarly predicated upon funding through the Federal TANF grant.

Legislation enacted in 2004 created a New York City EITC equal to 5 percent of the Federal credit effective in tax year 2004.

Legislation enacted in 2006 created an enhanced State earned income tax credit (EITC) for certain noncustodial parents in lieu of the existing State EITC that they may claim. To qualify for the Noncustodial Parent New York State Earned Income Credit, claimants must be residents, age 18 and over, and have a minor child with whom they do not reside. They must also have a child support order in effect requiring support payments through a support collection unit established pursuant to 111-h of the Social Services Law, for at least half of the tax year, and must have made the required support payments. The enhanced credit is equal to the greater of: a) 20 percent of the Federal EITC that the taxpayer would otherwise be able to claim for one qualifying child as a custodial parent or, b) 2.5 times the Federal EITC for taxpayers without qualifying children. The credit is fully refundable and is available for taxable years beginning on or after January 1, 2006 and before January 1, 2013.

This statistical study results from a legislative mandate. The Department of Taxation and Finance (the Department) must submit to the Governor and the Legislature an annual preliminary report by September 30, and an annual final report by February 15 of each year. The legislation mandates the reporting of detailed data, on a county-level basis, showing the usage and value of the EITC. It also requires classification of this data by amount of earned income, size of credit, and number of qualifying children. Appendix A contains the actual mandate for this statistical study as contained in Chapter 170 of the Laws of 1994 (the New York State EITC) and Chapter 60 of the Laws of 2004 (New York City EITC).

**Table 1: New York State Earned Income Tax Credit (Selected Years)**

Tax Year	Federal Credit Rate	Maximum Creditable Earnings	Federal Maximum Credit	State Credit Rate	State Maximum Credit	Earnings for Start of Phase-Out	Phase-Out Rate	Income Cut-Off
<b>1994</b>								
Families with 1 child	26.30%	\$7,750	\$2,038	7.50%	\$153	\$11,000	15.98%	\$23,760
Families with 2 or more children	30.00%	8,425	2,528	7.50%	190	11,000	17.68%	25,300
Workers without children*	7.65%	4,000	306	7.50%	23	5,000	7.65%	9,000
<b>1996**</b>								
Families with 1 child	34.00%	\$6,330	\$2,152	20.00%	\$430	\$11,610	15.98%	\$25,078
Families with 2 or more children	40.00%	8,890	3,556	20.00%	711	11,610	21.06%	28,495
Workers without children*	7.65%	4,220	323	20.00%	65	5,280	7.65%	9,500
<b>1998**</b>								
Families with 1 child	34.00%	\$6,680	\$2,271	20.00%	\$454	\$12,260	15.98%	\$26,473
Families with 2 or more children	40.00%	9,390	3,756	20.00%	751	12,260	21.06%	30,095
Workers without children*	7.65%	4,460	341	20.00%	68	5,570	7.65%	10,030
<b>2000**</b>								
Families with 1 child	34.00%	\$6,920	\$2,353	22.50%	\$529	\$12,690	15.98%	\$27,413
Families with 2 or more children	40.00%	9,720	3,888	22.50%	875	12,690	21.06%	31,152
Workers without children*	7.65%	4,610	353	22.50%	79	5,770	7.65%	10,380
<b>2002**</b>								
Married Filing Joint***								
Families with 1 child	34.00%	\$7,370	\$2,506	27.50%	\$689	\$14,520	15.98%	\$30,201
Families with 2 or more children	40.00%	10,350	4,140	27.50%	1,139	14,520	21.06%	34,178
Workers without children*	7.65%	4,910	376	27.50%	103	7,150	7.65%	12,060
<b>All Other Taxpayers***</b>								
Families with 1 child	34.00%	\$7,370	\$2,506	27.50%	\$689	\$13,520	15.98%	\$29,201
Families with 2 or more children	40.00%	10,350	4,140	27.50%	1,139	13,520	21.06%	33,178
Workers without children*	7.65%	4,910	376	27.50%	103	6,150	7.65%	11,060
<b>2004**</b>								
Married Filing Joint***								
Families with 1 child	34.00%	\$7,660	\$2,604	30.00%	\$781	\$15,040	15.98%	\$31,338
Families with 2 or more children	40.00%	10,750	4,300	30.00%	1,290	15,040	21.06%	35,458
Workers without children*	7.65%	5,100	390	30.00%	117	7,390	7.65%	12,490
<b>All Other Taxpayers***</b>								
Families with 1 child	34.00%	\$7,660	\$2,604	30.00%	\$781	\$14,040	15.98%	\$30,338
Families with 2 or more children	40.00%	10,750	4,300	30.00%	1,290	14,040	21.06%	34,458
Workers without children*	7.65%	5,100	390	30.00%	117	6,390	7.65%	11,490

**Table 1: New York State Earned Income Tax Credit (Selected Years cont'd)**

Tax Year	Federal Credit Rate	Maximum Creditable Earnings	Federal Maximum Credit	State Credit Rate	State Maximum Credit	Earnings for Start of Phase-Out	Phase-Out Rate	Income Cut-Off
<b>2006**</b>								
Married Filing Joint***								
Families with 1 child	34.00%	\$8,080	\$2,747	30.00%	\$824	\$16,810	15.98%	\$34,001
Families with 2 or more children	40.00%	11,340	4,536	30.00%	1,361	16,810	21.06%	38,348
Workers without children*	7.65%	5,380	412	30.00%	124	8,740	7.65%	14,120
All Other Taxpayers***								
Families with 1 child	34.00%	\$8,080	\$2,747	30.00%	\$824	\$14,810	15.98%	\$32,001
Families with 2 or more children	40.00%	11,340	4,536	30.00%	1,361	14,810	21.06%	36,348
Workers without children*	7.65%	5,380	412	30.00%	124	6,740	7.65%	12,120
<b>2008**</b>								
Married Filing Joint****								
Families with 1 child	34.00%	\$8,580	\$2,917	30.00%	\$875	\$18,740	15.98%	\$36,995
Families with 2 or more children	40.00%	12,060	4,824	30.00%	1,447	18,740	21.06%	41,646
Workers without children*	7.65%	5,720	438	30.00%	131	10,160	7.65%	15,880
All Other Taxpayers***								
Families with 1 child	34.00%	\$8,580	\$2,917	30.00%	\$875	\$15,740	15.98%	\$33,995
Families with 2 or more children	40.00%	12,060	4,824	30.00%	1,447	15,740	21.06%	38,646
Workers without children*	7.65%	5,720	438	30.00%	131	7,160	7.65%	12,880

\* Must be over age 24 and under age 65.

\*\* The credit is reduced by the amount of household credit used.

\*\*\* Beginning in tax year 2002, married taxpayers filing jointly and all other taxpayers have different earnings for the start of the phase-out and income cut-offs.

Note: Credit is refundable to residents, but nonrefundable to nonresidents. Phase-out based on greater of earnings or modified FAGI.

\*\*\*\*Beginning in tax year 2004, New York City full and part-year residents may claim a New York City EITC equal to 5 percent of the

Federal credit. For tax year 2008, these amounts are a maximum \$22 for workers without children, \$143 for families with 1 qualifying child, and \$236 for families with 2 or more qualifying children.



**Table 2: State & Local Earned Income Tax Credits as of January 1, 2008**

State	Maximum Percentage of Federal Credit or Approximate Equivalent	Link to Federal Structure	Refundable for Residents	Eligibility for Workers Without Children
<b>State EITCs</b>				
Colorado (1)	10.00%	Credit	Yes	Yes
Delaware	20.00%	Credit	No	Yes
Illinois	5.00%	Credit	Yes	Yes
Indiana (2)	6.00%	Credit	Yes	Yes
Iowa	7.00%	Credit	Yes	Yes
Kansas	17.00%	Credit	Yes	Yes
Louisiana (3)	3.50%	Credit	Yes	Yes
Maine	5.00%	Credit	No	Yes
Maryland (4)	50.00%	Credit	No	Yes
Massachusetts	15.00%	Credit	Yes	Yes
Michigan (5)	10.00%	Credit	Yes	Yes
Minnesota (6)	45.00%	NA	Yes	Yes
Nebraska	10.00%	Credit	Yes	Yes
New Jersey (7)	22.50%	Credit	Yes	Yes
New Mexico	8.00%	Credit	Yes	Yes
New York	30.00%	Credit	Yes	Yes
North Carolina (8)	3.50%	Credit	Yes	Yes
Oklahoma	5.00%	Credit	Yes	Yes
Oregon	6.00%	Credit	Yes	Yes
Rhode Island (9)	25.00%	Credit	Partially	Yes
Vermont	32.00%	Credit	Yes	Yes
Virginia	20.00%	Credit	No	Yes
Washington (10)	5.00%	Credit	N/A	Yes
Wisconsin (11)	43.00%	Credit	Yes	No
<b>Local EITCs</b>				
District of Columbia	40.00%	Credit	Yes	Yes
Montgomery County, Maryland (12)	20.00%	Credit	Yes	No
New York City	5.00%	Credit	Yes	Yes

Notes:

N/A Not applicable.

- (1) Credit is only available if state revenues exceed constitutional spending limitations. The State will not offer the credit for tax years 2002-2010.
- (2) The credit is scheduled to increase to 9% of the Federal credit in tax year 2009.
- (3) The credit is first effective in tax year 2008.
- (4) Taxpayers with one or more dependents may claim a refundable credit equal to 25% of the Federal credit.
- (5) The credit is first effective in tax year 2008. In 2009 and subsequent years the credit will increase to 20% of the Federal credit.
- (6) Credit is not based on the federal credit, but on earned income at various rates for each filing status.
- (7) The credit is scheduled to increase to 25% of the Federal credit in tax year 2009.
- (8) The credit is scheduled to increase to 5% of the Federal credit in tax year 2009.
- (9) 15% of the unused credit is refundable to taxpayers.
- (10) The credit is scheduled to increase to 10% of the Federal credit in tax year 2010. As Washington has no personal income tax the credit is paid as a sales tax rebate.
- (11) The percentage of the Federal credit allowed varies by number of children - 4% (one child), 14% (two children, and 43% (three or more children).
- (12) The credit is equal to 20% of the Federal credit.

Source: Office of Tax Policy Analysis compilation from various sources, including CCH State Tax Guide and Levitis, J. and J. Koulisch (2008, June).

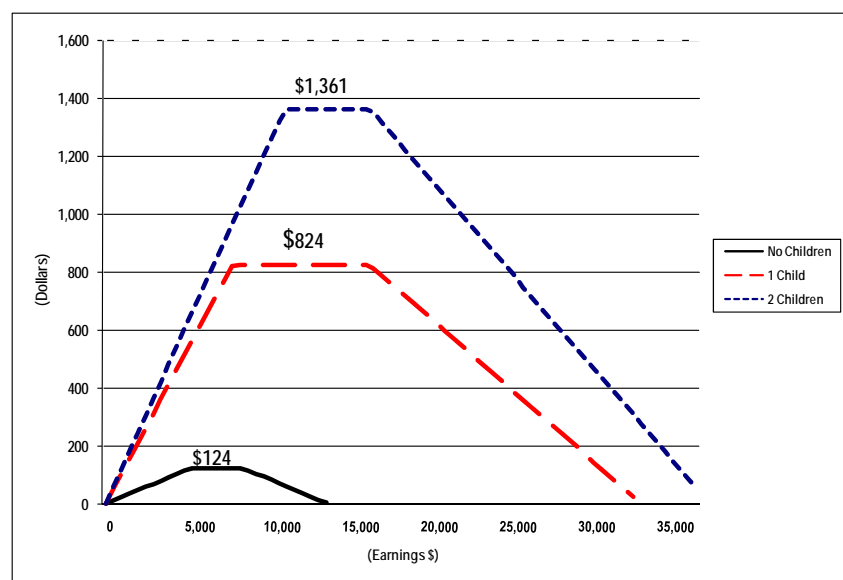
"State Earned Income Tax Credits: 2008 Legislative Update" (Washington, D.C.: Center for Budget and Policy Priorities).

## Nature and Purpose of the EITC

Congress adopted the Federal earned income tax credit as part of the Tax Reduction Act of 1975. It subsequently expanded the scope and enriched the size of the credit three times – in 1986, 1990, and 1993. In each case, both qualifying earnings and corresponding credit amounts increased significantly. Most recently, Congress enacted the Economic Growth and Tax Relief Reconciliation Act of 2001 (P.L. 107-16) which seeks to reduce any EITC marriage penalty by specifying higher earnings for the start of the phase-out and income cut-offs for married taxpayers filing jointly.

While Congress has expanded both the size and scope of the earned income tax credit, it has generally retained the credit's basic structure. It applies at a fixed rate of earned income up to a maximum amount of earnings, resulting in a maximum credit amount. When the higher of earnings or federal adjusted gross income (FAGI) exceeds the maximum earnings amount, the credit begins to phase out at a fixed rate. The EITC first functions like a negative income tax, because it is fully refundable if it exceeds tax liability.<sup>1</sup> It then becomes fixed over a narrow income range and, finally, it creates an additional marginal tax rate over the phase-out range. Figure 1 illustrates the relationship between credit amounts and earnings (or FAGI, if greater) by qualifying status.

**Figure 1: 2006 New York State Earned Income Tax Credit by Earnings.**



Source: OPA calculation.

Note: Credit amounts are not reduced by the household credit. Married taxpayer phase-outs shown.

---

The EITC serves several intertwined purposes within the Federal tax and transfer system. First, because it is based on earned income, it acts as a type of wage subsidy. This increases the net return on work effort and thus is intended to encourage either additional work effort or higher labor force participation. Either response would mean that the credit helps make work a more attractive alternative to welfare.<sup>2</sup>

Second, Congress intended the EITC to offset all or part of the payroll (Federal Insurance Contributions Act, or FICA) tax burden faced by lower-income workers.<sup>3</sup> Because the FICA tax contains no deductions or exemptions, it can prove especially burdensome for workers with earnings in the range of those qualifying for the EITC. Over time, increases in maximum credit amounts have more than offset the increases in FICA tax rates, making the current maximum EITC substantially greater than the combined employee-employer share of FICA tax paid on the same earnings.

Finally, because it phases out as income increases, the EITC plays a general role in increasing the progressivity of the Federal income tax. The EITC targets tax relief to low and moderate-income taxpayers, while its refund ability feature provides cash rebates to the lowest-income workers. The New York earned income tax credit serves similar purposes as well. In addition, because New York does not impose any FICA-like payroll taxes, the New York EITC goes completely toward either reducing the personal income tax burden, or providing cash rebates. In tax year 2006, approximately 86 percent of the total earned income credit claimed was refundable to taxpayers. This is similar to the percentage of the Federal EITC which is refundable under the Federal income tax.

---

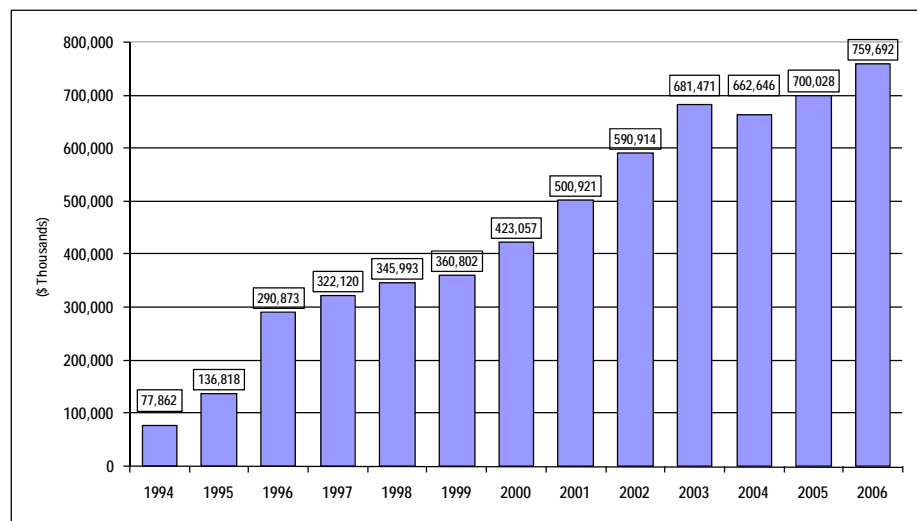
Summary Statistics:  
New York State EITC

Table 3 provides a general statistical overview of the 2006 EITC by taxpayers' place of residence. Some major statistical highlights include:

- The total earned income credit claimed almost increased from approximately \$700 million in 2005 to almost \$760 million in 2006. Figure 2 shows how the total credit claimed has changed over tax years from 1994 through 2006.

---

**Figure 2: Total New York State Earned Income Tax Credit Claimed - 1994-2006**



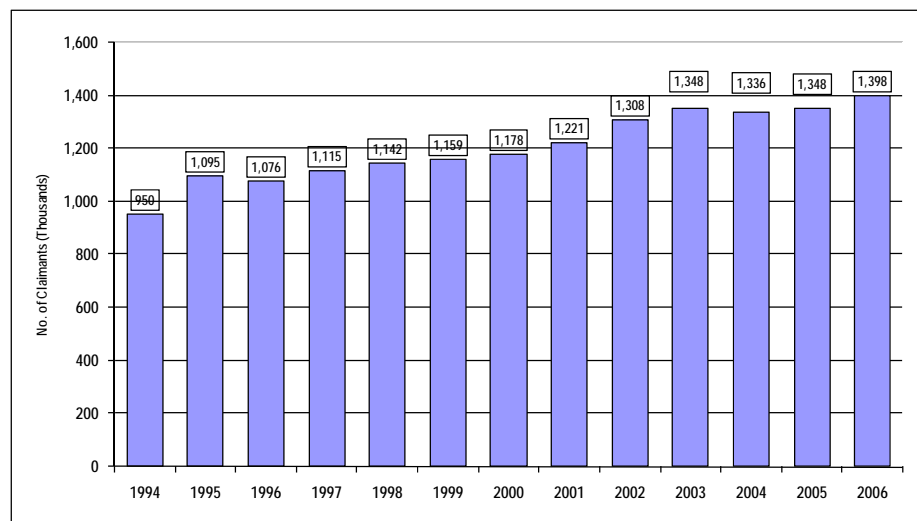
**Table 3: EITC Claims by  
Place of Residence - 2006  
Tax Year**

County	Number	Amount (\$000)	Avg. Credit (\$)	County	Number	Amount (\$000)	Avg. Credit (\$)
Albany	16,598	8,655	521	Orleans	2,999	1,652	551
Allegany	3,226	1,762	546	Oswego	8,690	4,734	545
Broome	13,328	6,973	523	Otsego	3,793	1,904	502
Cattaraugus	5,928	3,253	549	Putnam	2,373	984	415
Cayuga	5,192	2,783	536	Rensselaer	8,791	4,532	515
Chautauqua	9,910	5,412	546	Rockland	13,416	8,281	617
Chemung	6,458	3,492	541	St. Lawrence	7,427	4,097	521
Chenango	4,012	2,219	553	Saratoga	8,916	4,443	498
Clinton	4,971	2,583	520	Schenectady	9,965	5,484	550
Columbia	3,508	1,824	520	Schoharie	1,922	982	511
Cortland	3,281	1,750	533	Schuyler	1,333	692	519
Delaware	3,205	1,678	523	Seneca	2,233	1,197	536
Dutchess	11,248	5,569	495	Steuben	7,036	3,861	549
Erie	55,803	30,193	541	Suffolk	65,574	33,224	507
Essex	2,312	1,212	524	Sullivan	5,547	3,108	560
Franklin	3,626	1,987	548	Tioga	3,258	1,722	528
Fulton	4,435	2,358	532	Tompkins	4,166	1,971	473
Genesee	3,550	1,865	525	Ulster	10,015	4,912	490
Greene	2,818	1,416	503	Warren	4,178	2,131	510
Hamilton	302	145	481	Washington	4,385	2,309	527
Herkimer	4,552	2,470	543	Wayne	6,035	3,275	543
Jefferson	7,402	4,130	558	Westchester	40,027	21,185	529
Lewis	1,749	933	533	Wyoming	2,250	1,147	510
Livingston	3,492	1,834	525	Yates	1,727	918	531
Madison	4,197	2,242	534				
Monroe	46,837	25,870	552	Bronx	174,098	107,606	618
Montgomery	4,140	2,295	554	Kings	253,855	147,164	580
Nassau	52,453	26,524	506	Manhattan	134,022	70,863	529
Niagara	13,535	7,234	534	Queens	187,931	97,345	518
Oneida	16,238	8,941	551	Richmond	22,362	11,817	528
Onondaga	28,605	15,797	552				
Ontario	5,621	2,941	523	All Other*	28,689	6,942	242
Orange	18,579	10,874	585	Grand Total	1,398,124	759,692	543

\* Includes nonresidents and part-year residents who moved out of New York. Part-year residents who move into New York are classified by the county into which they moved.

- Approximately 1,398,000 returns claimed an earned income tax credit. This is a slight increase over 2005. This represents about 15 percent of all taxable and nontaxable returns. Figure 3 shows credit claimants since the inception of the EITC.
- Average credit amounts varied by county ranging from a low of \$415 in Putnam County, to a high of \$618 in Bronx County. The statewide average credit for all filers equaled \$543
- The average credit for nonresidents, part-year residents, and unclassified claimants was less than half the average for residents.

**Figure 3: Total New York State Earned Income Tax Credit Claimants – 1994-2006**



As shown on Table 1, EITC eligibility and amounts vary by family size. Workers with children can earn considerably more income before the credit phases out. They also qualify for considerably higher credit rates. Table 4 below summarizes credit usage by family size for all taxpayers.

**Table 4: EITC Claims by Number of Qualifying Children - 2006**

Family Size	Number of Claimants		Credit Allowed		
	Number	% of Total	Amount (\$000)	% of Total	Avg. Credit(\$)
No Children	304,581	21.8	\$22,949	3.0	\$75
One Child	559,534	40.0	295,274	38.9	528
Two or More Children	533,985	38.2	441,467	58.1	827
Total	1,398,124	100.0	\$759,692	100.0	\$543

Note: Figures do not necessarily add to totals due to rounding.

Taxpayers must file both a regular income tax return and form IT-215 to claim the EITC. This procedure differs from that for claiming the real property tax circuit breaker credit. Taxpayers may claim that credit using a “stand alone” form IT-214, without having to file a regular tax return. Appendix B contains a copy of form IT-215 and instructions

**Summary Statistics: New York City EITC**

Table 5 provides a general statistical overview of the 2006 New York City EITC by county of residence. Some major statistical highlights from the second year of this tax credit are as follows:

- The total New York City earned income credit in 2006 was \$76.2 million compared to \$68.4 million in 2005.
- A total of 796,522 taxpayers claimed the New York City credit in 2006 versus 749,959 in 2005.
- Excluding part-year taxpayers who moved-out to other non-New York City counties or other states, total New York City credit claimants were 786,917. This figure is roughly comparable to the 772,268 similarly situated taxpayers who claimed the New York State credit.
- The average New York City credit for 2006 is \$96. The highest average credit is found in Bronx County (\$106). The lowest average credit is found in Queens County (\$88).

**Table 5: New York City Resident EITC Claims by Place of Residence - 2006 Tax Year**

County	Number	Amount (\$000)	Avg. Credit
Bronx	176,560	\$18,706	\$106
Kings	258,720	25,556	99
Manhattan	136,798	12,273	90
Queens	192,057	16,926	88
Richmond	22,782	2,050	90
Non-New York City Counties	4,093	382	93
All Other	616	332	103
Grand Total	796,122	\$76,225	\$96

Note: Part-year residents who move into New York City are classified by the county into which they moved.

Like the Federal and New York State EITCs, the New York City credit amounts vary by family size. Table 6 shows that the distribution of New York City claimants and credits allows by family size is very similar to that for the New York State credit (see Table 4).

**Table 6: New York City Resident EITC Claims by Number of Qualifying Children - 2006**

Family Size	Number of Claimants		Credit Allowed		Avg. Credit
	Number	% of Total	Amount (\$000)	% of Total	
No Children	198,012	24.9	\$2,625	3.8	\$13
One Child	315,698	39.7	30,635	44.8	97
Two or More Children	282,274	35.5	42,962	62.8	152
Total	796,122	100.0	\$76,225	100.0	\$96

Note: Figures do not necessarily add totals due to rounding

**Summary Statistics: Noncustodial Parent New York State Earned Income Credit**

Table 7 provides a general statistical overview of the 2006 Noncustodial Parent New York State Earned Income Credit by county of residence. Some major statistical highlights from the first year of this tax credit are as follows:

- The total Noncustodial Parent New York State earned income credit was just under \$2 million.
- A total of 5,015 taxpayers claimed the Noncustodial credit.
- Average credit amounts varied by county ranging from a low of \$182 in Hamilton County, to a high of \$502 in Putnam County. The statewide average credit for all filers equaled \$393.



**Table 7: Noncustodial  
Parent New York State  
EITC Claims by County of  
Residence - 2006 Tax Year**

County	Number	Amount \$000	Avg. Credit (\$)	County	Number	Amount \$000	Avg. Credit (\$)
Albany	133	50	372	Orleans	21	9	\$424
Allegany	44	19	430	Oswego	67	25	376
Broome	179	78	435	Otsego	51	20	396
Cattaraugus	114	47	414	Putnam	D/	D/	502
Cayuga	68	25	368	Rensselaer	96	39	403
Chautauqua	134	54	405	Rockland	29	11	394
Chemung	74	33	445	St. Lawrence	126	52	413
Chenango	43	19	437	Saratoga	95	35	366
Clinton	69	27	396	Schenectady	80	25	318
Columbia	29	12	409	Schoharie	18	7	410
Cortland	54	23	429	Schuyler	13	4	310
Delaware	33	11	321	Seneca	26	12	452
Dutchess	72	25	353	Steuben	99	43	430
Erie	457	189	414	Suffolk	176	71	404
Essex	19	9	470	Sullivan	38	13	353
Franklin	49	18	366	Tioga	38	13	338
Fulton	49	16	323	Tompkins	57	26	447
Genesee	56	20	364	Ulster	68	26	384
Greene	10	2	238	Warren	74	27	367
Hamilton	D/	A/	182	Washington	66	25	381
Herkimer	61	24	385	Wayne	90	32	350
Jefferson	79	34	432	Westchester	77	29	381
Lewis	34	11	318	Wyoming	42	16	379
Livingston	49	17	345	Yates	21	8	397
Madison	52	19	368				
Monroe	294	107	364	Bronx	110	41	372
Montgomery	50	19	373	Kings	151	63	417
Nassau	84	35	418	Manhattan	107	49	461
Niagara	154	60	388	Queens	86	34	395
Oneida	141	55	392	Richmond	13	4	286
Onondaga	238	92	386				
Ontario	71	27	381	Unclassified	D/	D/	549
Orange	75	30	397	Grand Total	5,015	1,971	\$393

A/ Amount is less than \$500.

D/ Tax Law prohibits the disclosure of individual taxpayer information.

---

## Statistical Tables Accompanying This Report

The statistical tables in this report provide information on the number of EITC claims, and their total and average dollar amounts for both the New York State and New York City credits in separate sections. The New York State information is displayed alphabetically by county. It is followed by summary data for New York City and its counties. The last section presents aggregate statistics for full-year nonresidents, part-year residents moving out of New York and data for filers with missing addresses. The New York City credit section also lists information in a similar fashion.

Within each county, EITC usage is shown by \$4,000 ranges of earned income, and by number of qualifying children. As used here, earned income includes wages, salaries and tips; business income or loss; and certain other taxable and nontaxable income. EITC usage is shown by three filing statuses – single, married filing joint, and head of household. Qualifying widows(ers) are included in the married filing joint category, and married taxpayers filing separate returns are included in the head of household category. Disclosure limitations did not allow for displaying these two filing statuses separately. The average credit value displayed in the total column includes in its computation values of less than \$500.

The information in the following tables comes from IT-215 forms filed through December 2007. It includes claims for EITC that passed the Department's two-stage verification procedure, and therefore were credited or paid to taxpayers. Taxpayers who did not file returns through December 2006 may file a claim for EITC for the 2006 tax year until April 15, 2010.

---

---

# Endnotes

1. About 89 percent of the Federal EITC constitutes cash rebates to persons filing tax returns, but not owing tax. For New York taxpayers, approximately 84 percent of the Federal EITC constitutes cash rebates.
2. However, the way in which the credit phases out significantly increases the marginal tax rate on workers in the phase out range, thereby potentially reducing their incentive to earn additional wages.
3. For elaboration on the tax policy objectives of the earned income credit, see Joseph Pechman, *Federal Tax Policy, Fifth Edition*, (Washington, D.C., The Brookings Institution, 1987). For a comparison and analysis of state programs, see Center on Budget and Policy Priorities. *State Earned Income Tax Credits: 2008 Legislative Update* (October 8, 2008).
4. This percentage is based on a simulation of taxpayer liability that does not take into account taxpayer prepayments.



---

# New York State EITC Tables

---

# Albany County

Filing Status	Earned Income	Number of Qualifying Children									Total		
		None			One			More than One			#	Credits (000's)	Avg. Credit
		#	Credits (000's)	Avg. Credit	#	Credits (000's)	Avg. Credit	#	Credits (000's)	Avg. Credit			
<b>Single</b>													
	\$0 - \$4,000	968	\$48	\$50	96	\$22	\$232	52	\$15	\$284	1,117	\$85	\$76
	4,001 - 8,000	1,311	140	107	129	77	593	45	32	701	1,485	248	167
	8,001 - 12,000	D/	D/	34	96	74	773	D/	D/	1,085	858	143	167
	12,001 - 16,000	D/	A/	1	68	51	754	D/	D/	1,265	94	82	869
	16,001 - 20,000	0	0	0	51	31	607	23	25	1,085	74	56	756
	20,001 - 24,000	0	0	0	41	18	435	17	14	823	58	32	549
	24,001 - 28,000	0	0	0	D/	D/	258	D/	D/	619	41	13	328
	28,001 - 32,000	0	0	0	25	3	122	10	4	350	35	7	187
	32,001 and over	0	0	0	0	0	0	11	1	93	11	1	93
	<b>TOTALS</b>	<b>3,002</b>	<b>\$213</b>	<b>\$71</b>	<b>539</b>	<b>\$285</b>	<b>\$528</b>	<b>231</b>	<b>\$170</b>	<b>\$734</b>	<b>3,773</b>	<b>\$667</b>	<b>\$177</b>
<b>Married Filing Joint</b>													
	\$0 - \$4,000	61	\$2	\$35	35	\$7	\$208	46	\$17	\$373	142	\$27	\$187
	4,001 - 8,000	65	7	109	54	32	601	75	57	762	194	97	499
	8,001 - 12,000	D/	D/	79	82	65	790	D/	D/	1,138	273	194	712
	12,001 - 16,000	D/	D/	22	87	68	778	D/	D/	1,289	265	255	963
	16,001 - 20,000	0	0	0	104	66	639	179	214	1,197	283	281	992
	20,001 - 24,000	0	0	0	123	57	463	182	155	851	305	212	694
	24,001 - 28,000	0	0	0	134	40	296	212	143	675	346	183	528
	28,001 - 32,000	0	0	0	126	18	144	211	93	440	337	111	329
	32,001 and over	0	0	0	44	2	43	303	56	185	347	58	167
	<b>TOTALS</b>	<b>242</b>	<b>\$17</b>	<b>\$68</b>	<b>789</b>	<b>\$355</b>	<b>\$450</b>	<b>1,461</b>	<b>\$1,045</b>	<b>\$715</b>	<b>2,492</b>	<b>\$1,417</b>	<b>\$569</b>
<b>Head of Household*</b>													
	\$0 - \$4,000	16	\$1	\$59	419	\$105	\$250	281	\$102	\$362	716	\$208	\$290
	4,001 - 8,000	35	4	105	707	440	622	471	341	724	1,213	784	647
	8,001 - 12,000	28	1	53	800	643	804	684	810	1,185	1,512	1,455	963
	12,001 - 16,000	0	0	0	781	562	719	678	856	1,262	1,459	1,418	972
	16,001 - 20,000	0	0	0	774	439	567	623	644	1,034	1,397	1,083	775
	20,001 - 24,000	0	0	0	733	293	399	640	516	807	1,373	809	589
	24,001 - 28,000	0	0	0	739	169	229	654	383	586	1,393	552	396
	28,001 - 32,000	0	0	0	451	37	82	481	176	366	932	213	229
	32,001 and over	0	0	0	0	0	0	338	48	143	338	48	143
	<b>TOTALS</b>	<b>79</b>	<b>\$6</b>	<b>\$77</b>	<b>5,404</b>	<b>\$2,688</b>	<b>\$497</b>	<b>4,850</b>	<b>\$3,877</b>	<b>\$799</b>	<b>10,333</b>	<b>\$6,571</b>	<b>\$636</b>
<b>All</b>													
	\$0 - \$4,000	1,045	\$51	\$49	550	\$135	\$245	379	\$134	\$353	1,975	\$320	\$162
	4,001 - 8,000	1,411	151	107	890	549	617	591	430	727	2,892	1,129	390
	8,001 - 12,000	832	33	39	978	782	800	833	978	1,174	2,643	1,793	678
	12,001 - 16,000	35	1	20	936	681	727	847	1,073	1,267	1,818	1,755	965
	16,001 - 20,000	0	0	0	929	536	577	825	883	1,071	1,754	1,420	809
	20,001 - 24,000	0	0	0	897	367	410	839	685	817	1,736	1,053	606
	24,001 - 28,000	0	0	0	906	217	240	874	531	608	1,780	748	420
	28,001 - 32,000	0	0	0	602	58	97	702	273	388	1,304	331	254
	32,001 and over	0	0	0	44	2	43	652	105	161	696	107	154
	<b>TOTALS</b>	<b>3,323</b>	<b>\$235</b>	<b>\$71</b>	<b>6,732</b>	<b>\$3,327</b>	<b>\$494</b>	<b>6,542</b>	<b>\$5,092</b>	<b>\$778</b>	<b>16,598</b>	<b>\$8,655</b>	<b>\$521</b>

\* Includes Married Filing Separate status.

A/ Amount is less than \$500.

D/ Tax Law prohibits the disclosure of individual taxpayer information.

# Allegany County

Filing Status	Earned Income	Number of Qualifying Children									Total		
		None			One			More than One			#	Credits (000's)	Avg. Credit
		#	Credits (000's)	Avg. Credit	#	Credits (000's)	Avg. Credit	#	Credits (000's)	Avg. Credit			
<b>Single</b>													
	\$0 - \$4,000	178	\$8	\$45	25	\$7	\$263	16	\$4	\$253	219	\$19	\$85
	4,001 - 8,000	202	21	106	38	22	584	15	10	638	255	53	208
	8,001 - 12,000	97	3	34	32	25	789	10	11	1,071	139	39	282
	12,001 - 16,000	0	0	0	23	18	765	11	14	1,303	34	32	939
	16,001 - 20,000	0	0	0	D/	D/	629	D/	D/	1,098	24	19	805
	20,001 - 24,000	0	0	0	D/	D/	431	D/	D/	856	13	8	627
	24,001 - 28,000	0	0	0	D/	D/	274	D/	D/	710	D/	D/	419
	28,001 - 32,000	0	0	0	D/	A/	64	D/	A/	320	D/	D/	128
	32,001 and over	0	0	0	0	0	0	D/	A/	103	D/	A/	103
	<b>TOTALS</b>	<b>477</b>	<b>\$33</b>	<b>\$69</b>	<b>145</b>	<b>\$85</b>	<b>\$585</b>	<b>70</b>	<b>\$55</b>	<b>\$783</b>	<b>692</b>	<b>\$172</b>	<b>\$249</b>
<b>Married Filing Joint</b>													
	\$0 - \$4,000	D/	D/	\$42	D/	D/	\$244	23	\$7	\$311	71	\$12	\$175
	4,001 - 8,000	D/	D/	106	D/	D/	647	44	31	707	123	56	453
	8,001 - 12,000	34	3	86	47	36	771	68	81	1,194	149	120	808
	12,001 - 16,000	18	A/	26	39	30	760	86	110	1,281	143	140	981
	16,001 - 20,000	0	0	0	53	34	635	74	88	1,194	127	122	961
	20,001 - 24,000	0	0	0	45	19	423	97	85	880	142	104	735
	24,001 - 28,000	0	0	0	D/	D/	280	D/	D/	641	D/	D/	539
	28,001 - 32,000	0	0	0	D/	D/	138	D/	D/	438	160	58	363
	32,001 and over	0	0	0	15	1	50	D/	D/	185	D/	D/	172
	<b>TOTALS</b>	<b>133</b>	<b>\$10</b>	<b>\$75</b>	<b>331</b>	<b>\$161</b>	<b>\$486</b>	<b>778</b>	<b>\$559</b>	<b>\$718</b>	<b>1,242</b>	<b>\$730</b>	<b>\$587</b>
<b>Head of Household*</b>													
	\$0 - \$4,000	D/	A/	\$78	D/	D/	\$247	42	\$15	\$356	96	\$28	\$291
	4,001 - 8,000	D/	A/	117	D/	D/	635	58	41	709	137	89	651
	8,001 - 12,000	D/	A/	55	101	79	784	97	116	1,201	203	196	965
	12,001 - 16,000	0	0	0	121	88	727	108	137	1,265	229	225	981
	16,001 - 20,000	0	0	0	136	75	553	84	87	1,033	220	162	736
	20,001 - 24,000	0	0	0	83	32	383	72	55	761	155	87	559
	24,001 - 28,000	0	0	0	79	19	236	54	31	582	133	50	376
	28,001 - 32,000	0	0	0	44	4	87	46	16	342	90	20	217
	32,001 and over	0	0	0	0	0	0	29	4	138	29	4	138
	<b>TOTALS</b>	<b>11</b>	<b>\$1</b>	<b>\$82</b>	<b>691</b>	<b>\$357</b>	<b>\$517</b>	<b>590</b>	<b>\$502</b>	<b>\$851</b>	<b>1,292</b>	<b>\$860</b>	<b>\$666</b>
<b>All</b>													
	\$0 - \$4,000	212	\$10	\$45	93	\$23	\$251	81	\$26	\$323	386	\$59	\$153
	4,001 - 8,000	255	27	106	143	89	624	117	82	699	515	198	385
	8,001 - 12,000	136	6	47	180	141	781	175	208	1,191	491	356	724
	12,001 - 16,000	18	A/	26	183	135	739	205	261	1,274	406	397	977
	16,001 - 20,000	0	0	0	204	118	580	167	185	1,108	371	303	818
	20,001 - 24,000	0	0	0	135	54	399	175	145	830	310	199	642
	24,001 - 28,000	0	0	0	127	32	252	173	108	623	300	140	466
	28,001 - 32,000	0	0	0	87	10	109	167	69	411	254	78	307
	32,001 and over	0	0	0	15	1	50	178	31	177	193	32	167
	<b>TOTALS</b>	<b>621</b>	<b>\$44</b>	<b>\$70</b>	<b>1,167</b>	<b>\$603</b>	<b>\$517</b>	<b>1,438</b>	<b>\$1,115</b>	<b>\$776</b>	<b>3,226</b>	<b>\$1,762</b>	<b>\$546</b>

\* Includes Married Filing Separate status.

A/ Amount is less than \$500.

D/ Tax Law prohibits the disclosure of individual taxpayer information.

# Broome County

Filing Status	Earned Income	Number of Qualifying Children											
		None			One			More than One			Total		
		#	Credits (000's)	Avg. Credit	#	Credits (000's)	Avg. Credit	#	Credits (000's)	Avg. Credit	#	Credits (000's)	Avg. Credit
<b>Single</b>													
	\$0 - \$4,000	815	\$40	\$49	83	\$20	\$243	34	\$11	\$315	932	\$71	\$76
	4,001 - 8,000	1,071	114	106	111	63	569	39	27	689	1,221	204	167
	8,001 - 12,000	571	19	33	88	69	779	37	44	1,177	696	131	188
	12,001 - 16,000	0	0	0	71	52	729	21	25	1,184	92	77	832
	16,001 - 20,000	0	0	0	46	26	561	12	13	1,108	58	39	674
	20,001 - 24,000	0	0	0	31	13	404	11	9	832	42	22	516
	24,001 - 28,000	0	0	0	26	7	251	10	6	617	36	13	353
	28,001 - 32,000	0	0	0	D/	D/	115	D/	D/	411	14	3	199
	32,001 and over	0	0	0	0	0	0	D/	A/	100	D/	A/	100
	<b>TOTALS</b>	<b>2,457</b>	<b>\$172</b>	<b>\$70</b>	<b>466</b>	<b>\$250</b>	<b>\$536</b>	<b>171</b>	<b>\$137</b>	<b>\$799</b>	<b>3,094</b>	<b>\$559</b>	<b>\$181</b>
<b>Married Filing Joint</b>													
	\$0 - \$4,000	79	\$3	\$39	49	\$11	\$229	70	\$26	\$375	198	\$41	\$205
	4,001 - 8,000	109	12	107	66	42	632	98	71	722	273	124	455
	8,001 - 12,000	D/	D/	81	D/	D/	790	181	216	1,192	412	308	746
	12,001 - 16,000	D/	D/	21	D/	D/	755	212	275	1,298	400	383	957
	16,001 - 20,000	0	0	0	137	89	649	241	276	1,144	378	365	965
	20,001 - 24,000	0	0	0	155	71	460	290	253	872	445	324	729
	24,001 - 28,000	0	0	0	143	41	284	317	210	663	460	251	545
	28,001 - 32,000	0	0	0	144	20	137	287	129	451	431	149	346
	32,001 and over	0	0	0	57	2	36	426	81	190	483	83	172
	<b>TOTALS</b>	<b>363</b>	<b>\$26</b>	<b>\$72</b>	<b>995</b>	<b>\$463</b>	<b>\$466</b>	<b>2,122</b>	<b>\$1,537</b>	<b>\$725</b>	<b>3,480</b>	<b>\$2,027</b>	<b>\$582</b>
<b>Head of Household*</b>													
	\$0 - \$4,000	9	\$1	\$58	347	\$84	\$243	251	\$81	\$324	607	\$166	\$274
	4,001 - 8,000	24	2	101	507	317	626	357	257	720	888	577	649
	8,001 - 12,000	D/	D/	47	D/	D/	803	448	532	1,187	1,039	987	950
	12,001 - 16,000	D/	A/	2	D/	D/	719	444	561	1,264	1,084	1,020	941
	16,001 - 20,000	0	0	0	569	327	575	424	442	1,042	993	769	774
	20,001 - 24,000	0	0	0	551	221	401	352	282	801	903	503	557
	24,001 - 28,000	0	0	0	398	92	232	286	165	578	684	258	377
	28,001 - 32,000	0	0	0	225	19	85	194	70	359	419	89	211
	32,001 and over	0	0	0	0	0	0	137	18	134	137	18	134
	<b>TOTALS</b>	<b>60</b>	<b>\$4</b>	<b>\$70</b>	<b>3,801</b>	<b>\$1,974</b>	<b>\$519</b>	<b>2,893</b>	<b>\$2,409</b>	<b>\$833</b>	<b>6,754</b>	<b>\$4,387</b>	<b>\$650</b>
<b>All</b>													
	\$0 - \$4,000	903	\$44	\$49	479	\$116	\$242	355	\$118	\$333	1,737	\$278	\$160
	4,001 - 8,000	1,204	128	106	684	422	617	494	355	718	2,382	904	380
	8,001 - 12,000	725	30	42	756	604	799	666	791	1,188	2,147	1,425	664
	12,001 - 16,000	48	1	20	851	617	725	677	861	1,272	1,576	1,480	939
	16,001 - 20,000	0	0	0	752	442	588	677	731	1,080	1,429	1,173	821
	20,001 - 24,000	0	0	0	737	305	414	653	544	833	1,390	849	611
	24,001 - 28,000	0	0	0	567	139	246	613	382	623	1,180	521	442
	28,001 - 32,000	0	0	0	379	40	105	485	201	414	864	241	278
	32,001 and over	0	0	0	57	2	36	566	100	176	623	102	163
	<b>TOTALS</b>	<b>2,880</b>	<b>\$203</b>	<b>\$70</b>	<b>5,262</b>	<b>\$2,687</b>	<b>\$511</b>	<b>5,186</b>	<b>\$4,083</b>	<b>\$787</b>	<b>13,328</b>	<b>\$6,973</b>	<b>\$523</b>

\* Includes Married Filing Separate status.

A/ Amount is less than \$500.

D/ Tax Law prohibits the disclosure of individual taxpayer information.



# Cattaraugus County

Filing Status	Earned Income	Number of Qualifying Children									Total		
		None			One			More than One			#	Credits (000's)	Avg. Credit
		#	Credits (000's)	Avg. Credit	#	Credits (000's)	Avg. Credit	#	Credits (000's)	Avg. Credit			
<b>Single</b>													
	\$0 - \$4,000	297	\$14	\$47	59	\$15	\$261	43	\$11	\$254	399	\$40	\$101
	4,001 - 8,000	342	34	99	68	38	564	37	26	706	447	98	220
	8,001 - 12,000	174	5	28	62	47	755	33	38	1,150	269	90	334
	12,001 - 16,000	0	0	0	40	31	770	26	34	1,292	66	64	976
	16,001 - 20,000	0	0	0	24	15	631	15	15	983	39	30	766
	20,001 - 24,000	0	0	0	D/	D/	425	D/	D/	879	28	16	555
	24,001 - 28,000	0	0	0	D/	D/	248	D/	D/	538	D/	D/	339
	28,001 - 32,000	0	0	0	D/	D/	111	0	0	0	D/	D/	111
	32,001 and over	0	0	0	0	0	0	D/	A/	270	D/	A/	270
	<b>TOTALS</b>	<b>813</b>	<b>\$53</b>	<b>\$65</b>	<b>291</b>	<b>\$159</b>	<b>\$546</b>	<b>169</b>	<b>\$134</b>	<b>\$792</b>	<b>1,273</b>	<b>\$345</b>	<b>\$271</b>
<b>Married Filing Joint</b>													
	\$0 - \$4,000	68	\$3	\$43	19	\$6	\$313	41	\$13	\$307	128	\$21	\$168
	4,001 - 8,000	64	7	108	46	30	652	58	43	735	168	80	473
	8,001 - 12,000	55	5	89	52	41	789	96	113	1,181	203	159	784
	12,001 - 16,000	26	1	26	60	46	768	123	157	1,278	209	204	976
	16,001 - 20,000	0	0	0	79	53	666	135	153	1,135	214	206	962
	20,001 - 24,000	0	0	0	85	39	454	137	116	849	222	155	698
	24,001 - 28,000	0	0	0	78	22	285	D/	D/	620	D/	D/	521
	28,001 - 32,000	0	0	0	77	11	142	166	73	440	243	84	346
	32,001 and over	0	0	0	25	1	43	D/	D/	182	D/	D/	169
	<b>TOTALS</b>	<b>213</b>	<b>\$15</b>	<b>\$72</b>	<b>521</b>	<b>\$248</b>	<b>\$477</b>	<b>1,180</b>	<b>\$827</b>	<b>\$701</b>	<b>1,914</b>	<b>\$1,091</b>	<b>\$570</b>
<b>Head of Household*</b>													
	\$0 - \$4,000	D/	A/	\$31	106	\$28	\$261	83	\$23	\$282	195	\$51	\$263
	4,001 - 8,000	D/	D/	110	163	101	623	135	97	719	303	199	657
	8,001 - 12,000	14	1	54	223	179	801	194	233	1,200	432	412	954
	12,001 - 16,000	0	0	0	227	161	710	222	280	1,261	449	441	982
	16,001 - 20,000	0	0	0	257	148	577	215	217	1,011	472	366	775
	20,001 - 24,000	0	0	0	200	78	390	136	110	812	336	188	561
	24,001 - 28,000	0	0	0	152	35	229	124	70	565	276	105	380
	28,001 - 32,000	0	0	0	108	9	86	89	32	358	197	41	209
	32,001 and over	0	0	0	0	0	0	81	13	164	81	13	164
	<b>TOTALS</b>	<b>25</b>	<b>\$1</b>	<b>\$60</b>	<b>1,436</b>	<b>\$739</b>	<b>\$515</b>	<b>1,279</b>	<b>\$1,076</b>	<b>\$841</b>	<b>2,741</b>	<b>\$1,817</b>	<b>\$663</b>
<b>All</b>													
	\$0 - \$4,000	371	\$17	\$46	184	\$49	\$266	167	\$47	\$281	722	\$113	\$157
	4,001 - 8,000	411	41	101	277	170	613	230	166	721	918	377	411
	8,001 - 12,000	243	11	44	337	266	791	323	384	1,189	904	661	731
	12,001 - 16,000	26	1	26	327	238	728	371	471	1,269	724	709	980
	16,001 - 20,000	0	0	0	360	216	600	365	385	1,056	725	601	829
	20,001 - 24,000	0	0	0	305	125	410	281	234	832	586	359	612
	24,001 - 28,000	0	0	0	243	60	248	316	188	596	559	249	445
	28,001 - 32,000	0	0	0	190	21	109	255	105	412	445	126	283
	32,001 and over	0	0	0	25	1	43	320	57	178	345	58	168
	<b>TOTALS</b>	<b>1,051</b>	<b>\$70</b>	<b>\$66</b>	<b>2,248</b>	<b>\$1,146</b>	<b>\$510</b>	<b>2,628</b>	<b>\$2,037</b>	<b>\$775</b>	<b>5,928</b>	<b>\$3,253</b>	<b>\$549</b>

\* Includes Married Filing Separate status.

A/ Amount is less than \$500.

D/ Tax Law prohibits the disclosure of individual taxpayer information.

# Cayuga County

Filing Status	Earned Income	Number of Qualifying Children									Total		
		None			One			More than One			#	Credits (000's)	Avg. Credit
		#	Credits (000's)	Avg. Credit	#	Credits (000's)	Avg. Credit	#	Credits (000's)	Avg. Credit			
<b>Single</b>													
	\$0 - \$4,000	271	\$13	\$46	22	\$5	\$247	15	\$5	\$322	308	\$23	\$74
	4,001 - 8,000	368	38	104	33	19	588	10	6	647	411	64	156
	8,001 - 12,000	172	6	33	30	24	793	17	18	1,072	219	48	218
	12,001 - 16,000	0	0	0	32	24	761	7	9	1,301	39	33	858
	16,001 - 20,000	0	0	0	D/	D/	599	D/	D/	1,139	29	22	766
	20,001 - 24,000	0	0	0	D/	D/	446	D/	D/	760	20	12	587
	24,001 - 28,000	0	0	0	D/	D/	263	D/	D/	579	D/	D/	353
	28,001 - 32,000	0	0	0	D/	D/	117	D/	A/	460	D/	D/	203
	32,001 and over	0	0	0	0	0	0	0	0	0	0	0	0
	<b>TOTALS</b>	<b>811</b>	<b>\$57</b>	<b>\$70</b>	<b>156</b>	<b>\$92</b>	<b>\$587</b>	<b>70</b>	<b>\$57</b>	<b>\$819</b>	<b>1,037</b>	<b>\$205</b>	<b>\$198</b>
<b>Married Filing Joint</b>													
	\$0 - \$4,000	37	\$2	\$41	26	\$6	\$238	24	\$8	\$317	87	\$15	\$176
	4,001 - 8,000	47	5	105	29	17	587	41	29	711	117	51	437
	8,001 - 12,000	44	3	76	34	27	781	64	78	1,212	142	107	757
	12,001 - 16,000	24	1	28	41	33	793	93	117	1,258	158	150	950
	16,001 - 20,000	0	0	0	49	32	658	122	140	1,151	171	173	1,010
	20,001 - 24,000	0	0	0	62	28	445	95	83	873	157	111	704
	24,001 - 28,000	0	0	0	D/	D/	309	D/	D/	657	170	93	547
	28,001 - 32,000	0	0	0	D/	D/	139	D/	D/	440	170	61	357
	32,001 and over	0	0	0	13	1	41	173	35	201	186	35	190
	<b>TOTALS</b>	<b>152</b>	<b>\$11</b>	<b>\$69</b>	<b>355</b>	<b>\$166</b>	<b>\$467</b>	<b>851</b>	<b>\$620</b>	<b>\$728</b>	<b>1,358</b>	<b>\$796</b>	<b>\$586</b>
<b>Head of Household*</b>													
	\$0 - \$4,000	D/	A/	\$48	131	\$34	\$259	83	\$24	\$289	219	\$58	\$265
	4,001 - 8,000	D/	D/	92	193	119	615	121	88	727	323	207	642
	8,001 - 12,000	11	1	48	256	202	789	192	227	1,181	459	429	935
	12,001 - 16,000	0	0	0	231	168	725	182	227	1,250	413	395	956
	16,001 - 20,000	0	0	0	247	140	569	162	165	1,020	409	306	747
	20,001 - 24,000	0	0	0	222	88	398	148	121	817	370	209	566
	24,001 - 28,000	0	0	0	195	45	229	143	79	552	338	124	366
	28,001 - 32,000	0	0	0	104	9	88	90	32	357	194	41	213
	32,001 and over	0	0	0	0	0	0	72	12	164	72	12	164
	<b>TOTALS</b>	<b>25</b>	<b>\$2</b>	<b>\$64</b>	<b>1,579</b>	<b>\$805</b>	<b>\$510</b>	<b>1,193</b>	<b>\$975</b>	<b>\$817</b>	<b>2,797</b>	<b>\$1,781</b>	<b>\$637</b>
<b>All</b>													
	\$0 - \$4,000	313	\$14	\$46	179	\$46	\$254	122	\$36	\$298	614	\$96	\$157
	4,001 - 8,000	424	44	104	255	155	608	172	124	718	851	323	379
	8,001 - 12,000	227	10	42	320	252	788	273	323	1,181	820	584	713
	12,001 - 16,000	24	1	28	304	224	738	282	354	1,254	610	579	948
	16,001 - 20,000	0	0	0	316	185	584	293	316	1,078	609	501	822
	20,001 - 24,000	0	0	0	295	121	409	252	211	836	547	332	606
	24,001 - 28,000	0	0	0	254	63	247	261	156	599	515	219	426
	28,001 - 32,000	0	0	0	154	16	104	214	87	405	368	103	279
	32,001 and over	0	0	0	13	1	41	245	47	190	258	47	183
	<b>TOTALS</b>	<b>988</b>	<b>\$69</b>	<b>\$69</b>	<b>2,090</b>	<b>\$1,062</b>	<b>\$508</b>	<b>2,114</b>	<b>\$1,652</b>	<b>\$782</b>	<b>5,192</b>	<b>\$2,783</b>	<b>\$536</b>

\* Includes Married Filing Separate status.

A/ Amount is less than \$500.

D/ Tax Law prohibits the disclosure of individual taxpayer information.

# Chautauqua County

Filing Status	Earned Income	Number of Qualifying Children									Total		
		None			One			More than One			#	Credits (000's)	Avg. Credit
		#	Credits (000's)	Avg. Credit	#	Credits (000's)	Avg. Credit	#	Credits (000's)	Avg. Credit			
<b>Single</b>													
	\$0 - \$4,000	581	\$28	\$48	76	\$20	\$265	60	\$17	\$289	717	\$65	\$91
	4,001 - 8,000	678	71	105	83	52	630	40	30	743	801	154	192
	8,001 - 12,000	345	11	32	55	43	790	41	45	1,103	441	100	226
	12,001 - 16,000	0	0	0	37	27	726	14	18	1,306	51	45	885
	16,001 - 20,000	0	0	0	D/	D/	615	D/	D/	1,040	35	24	700
	20,001 - 24,000	0	0	0	D/	D/	438	D/	D/	893	29	16	563
	24,001 - 28,000	0	0	0	D/	D/	265	D/	D/	617	21	9	416
	28,001 - 32,000	0	0	0	D/	D/	97	D/	D/	430	17	3	176
	32,001 and over	0	0	0	D/	D/	0	D/	A/	46	D/	A/	46
	<b>TOTALS</b>	<b>1,604</b>	<b>\$110</b>	<b>\$69</b>	<b>325</b>	<b>\$174</b>	<b>\$534</b>	<b>187</b>	<b>\$132</b>	<b>\$709</b>	<b>2,116</b>	<b>\$416</b>	<b>\$197</b>
<b>Married Filing Joint</b>													
	\$0 - \$4,000	95	\$4	\$40	41	\$10	\$250	70	\$26	\$368	206	\$40	\$193
	4,001 - 8,000	96	10	106	60	38	628	73	54	746	229	102	447
	8,001 - 12,000	110	9	80	100	79	791	133	157	1,182	343	245	715
	12,001 - 16,000	40	1	22	98	76	779	187	245	1,310	325	322	991
	16,001 - 20,000	0	0	0	114	74	649	211	243	1,150	325	317	974
	20,001 - 24,000	0	0	0	153	71	466	252	225	893	405	296	732
	24,001 - 28,000	0	0	0	126	37	295	264	171	649	390	208	534
	28,001 - 32,000	0	0	0	96	12	122	253	112	443	349	124	355
	32,001 and over	0	0	0	42	2	40	379	73	194	421	75	179
	<b>TOTALS</b>	<b>341</b>	<b>\$24</b>	<b>\$69</b>	<b>830</b>	<b>\$399</b>	<b>\$481</b>	<b>1,822</b>	<b>\$1,307</b>	<b>\$717</b>	<b>2,993</b>	<b>\$1,730</b>	<b>\$578</b>
<b>Head of Household*</b>													
	\$0 - \$4,000	13	A/	\$37	197	\$51	\$258	186	\$67	\$362	396	\$119	\$300
	4,001 - 8,000	13	1	98	312	192	616	272	195	718	597	389	651
	8,001 - 12,000	14	1	55	407	328	806	377	446	1,182	798	774	970
	12,001 - 16,000	0	0	0	451	329	730	384	489	1,274	835	818	980
	16,001 - 20,000	0	0	0	430	238	553	347	355	1,022	777	592	763
	20,001 - 24,000	0	0	0	314	122	388	273	219	803	587	341	581
	24,001 - 28,000	0	0	0	268	61	227	165	96	580	433	157	362
	28,001 - 32,000	0	0	0	130	11	87	142	50	355	272	62	227
	32,001 and over	0	0	0	0	0	0	106	15	138	106	15	138
	<b>TOTALS</b>	<b>40</b>	<b>\$3</b>	<b>\$63</b>	<b>2,509</b>	<b>\$1,332</b>	<b>\$531</b>	<b>2,252</b>	<b>\$1,932</b>	<b>\$858</b>	<b>4,801</b>	<b>\$3,266</b>	<b>\$680</b>
<b>All</b>													
	\$0 - \$4,000	689	\$32	\$46	314	\$81	\$259	316	\$110	\$349	1,319	\$224	\$169
	4,001 - 8,000	787	83	105	455	282	620	385	280	726	1,627	644	396
	8,001 - 12,000	469	21	44	562	451	802	551	648	1,176	1,582	1,119	707
	12,001 - 16,000	40	1	22	586	432	738	585	752	1,286	1,211	1,186	979
	16,001 - 20,000	0	0	0	572	329	575	565	605	1,070	1,137	934	821
	20,001 - 24,000	0	0	0	488	202	415	533	451	847	1,021	654	640
	24,001 - 28,000	0	0	0	406	101	249	438	272	622	844	374	443
	28,001 - 32,000	0	0	0	239	24	102	399	164	411	638	188	295
	32,001 and over	0	0	0	42	2	40	489	88	180	531	90	169
	<b>TOTALS</b>	<b>1,985</b>	<b>\$136</b>	<b>\$69</b>	<b>3,664</b>	<b>\$1,905</b>	<b>\$520</b>	<b>4,261</b>	<b>\$3,371</b>	<b>\$791</b>	<b>9,910</b>	<b>\$5,412</b>	<b>\$546</b>

\* Includes Married Filing Separate status.

A/ Amount is less than \$500.

D/ Tax Law prohibits the disclosure of individual taxpayer information.

# Chemung County

Filing Status	Earned Income	Number of Qualifying Children									Total		
		None			One			More than One			#	Credits (000's)	Avg. Credit
		#	Credits (000's)	Avg. Credit	#	Credits (000's)	Avg. Credit	#	Credits (000's)	Avg. Credit			
<b>Single</b>													
	\$0 - \$4,000	381	\$18	\$48	46	\$12	\$264	35	\$10	\$272	462	\$40	\$87
	4,001 - 8,000	473	50	105	56	34	611	35	24	685	564	108	191
	8,001 - 12,000	227	7	32	55	41	745	25	28	1,119	307	76	248
	12,001 - 16,000	0	0	0	D/	D/	764	D/	D/	1,307	41	36	870
	16,001 - 20,000	0	0	0	21	13	623	16	17	1,082	37	30	822
	20,001 - 24,000	0	0	0	D/	D/	417	D/	D/	786	25	13	520
	24,001 - 28,000	0	0	0	D/	D/	246	D/	D/	619	18	6	308
	28,001 - 32,000	0	0	0	D/	A/	93	D/	A/	368	D/	D/	184
	32,001 and over	0	0	0	0	0	0	D/	A/	175	D/	A/	175
	<b>TOTALS</b>	<b>1,081</b>	<b>\$76</b>	<b>\$70</b>	<b>246</b>	<b>\$137</b>	<b>\$557</b>	<b>131</b>	<b>\$97</b>	<b>\$741</b>	<b>1,458</b>	<b>\$310</b>	<b>\$212</b>
<b>Married Filing Joint</b>													
	\$0 - \$4,000	55	\$3	\$48	32	\$6	\$201	39	\$14	\$353	126	\$23	\$181
	4,001 - 8,000	D/	D/	101	D/	D/	629	61	44	725	165	77	469
	8,001 - 12,000	64	5	78	41	33	801	77	92	1,194	182	130	713
	12,001 - 16,000	D/	A/	27	D/	D/	753	101	129	1,282	170	170	999
	16,001 - 20,000	0	0	0	76	48	630	125	145	1,160	201	193	959
	20,001 - 24,000	0	0	0	79	36	455	118	100	848	197	136	691
	24,001 - 28,000	0	0	0	D/	D/	299	D/	D/	660	176	96	547
	28,001 - 32,000	0	0	0	D/	D/	142	D/	D/	432	D/	D/	346
	32,001 and over	0	0	0	32	1	37	D/	D/	182	D/	D/	159
	<b>TOTALS</b>	<b>196</b>	<b>\$14</b>	<b>\$73</b>	<b>469</b>	<b>\$216</b>	<b>\$460</b>	<b>948</b>	<b>\$694</b>	<b>\$732</b>	<b>1,613</b>	<b>\$925</b>	<b>\$573</b>
<b>Head of Household*</b>													
	\$0 - \$4,000	D/	A/	\$54	134	\$31	\$234	137	\$36	\$266	280	\$68	\$244
	4,001 - 8,000	D/	D/	114	D/	D/	628	181	129	711	412	270	656
	8,001 - 12,000	15	1	49	282	224	796	245	291	1,188	542	516	953
	12,001 - 16,000	D/	A/	2	D/	D/	721	285	358	1,257	591	578	978
	16,001 - 20,000	0	0	0	293	172	586	217	219	1,007	510	390	765
	20,001 - 24,000	0	0	0	230	92	398	212	171	806	442	262	594
	24,001 - 28,000	0	0	0	190	45	235	132	76	573	322	120	373
	28,001 - 32,000	0	0	0	126	10	78	93	33	351	219	42	194
	32,001 and over	0	0	0	0	0	0	69	10	140	69	10	140
	<b>TOTALS</b>	<b>32</b>	<b>\$2</b>	<b>\$63</b>	<b>1,784</b>	<b>\$934</b>	<b>\$524</b>	<b>1,571</b>	<b>\$1,322</b>	<b>\$841</b>	<b>3,387</b>	<b>\$2,258</b>	<b>\$667</b>
<b>All</b>													
	\$0 - \$4,000	445	\$21	\$48	212	\$50	\$235	211	\$60	\$283	868	\$131	\$151
	4,001 - 8,000	541	57	105	323	202	625	277	197	711	1,141	456	399
	8,001 - 12,000	306	13	43	378	298	789	347	411	1,185	1,031	722	701
	12,001 - 16,000	17	A/	25	391	285	729	394	498	1,264	802	784	977
	16,001 - 20,000	0	0	0	390	233	597	358	381	1,064	748	614	820
	20,001 - 24,000	0	0	0	327	135	413	337	276	820	664	411	620
	24,001 - 28,000	0	0	0	260	65	249	256	157	615	516	222	430
	28,001 - 32,000	0	0	0	186	18	98	231	92	399	417	110	265
	32,001 and over	0	0	0	32	1	37	239	41	170	271	42	154
	<b>TOTALS</b>	<b>1,309</b>	<b>\$92</b>	<b>\$70</b>	<b>2,499</b>	<b>\$1,287</b>	<b>\$515</b>	<b>2,650</b>	<b>\$2,113</b>	<b>\$797</b>	<b>6,458</b>	<b>\$3,492</b>	<b>\$541</b>

\* Includes Married Filing Separate status.

A/ Amount is less than \$500.

D/ Tax Law prohibits the disclosure of individual taxpayer information.

# Chenango County

Filing Status	Earned Income	Number of Qualifying Children									Total		
		None			One			More than One			#	Credits (000's)	Avg. Credit
		#	Credits (000's)	Avg. Credit	#	Credits (000's)	Avg. Credit	#	Credits (000's)	Avg. Credit			
<b>Single</b>													
	\$0 - \$4,000	225	\$11	\$51	34	\$8	\$236	15	\$5	\$303	274	\$24	\$87
	4,001 - 8,000	237	25	106	34	19	571	16	12	719	287	56	195
	8,001 - 12,000	126	4	32	33	26	787	17	19	1,142	176	49	281
	12,001 - 16,000	0	0	0	D/	D/	755	D/	D/	1,316	26	22	841
	16,001 - 20,000	0	0	0	D/	D/	633	D/	D/	1,038	14	10	749
	20,001 - 24,000	0	0	0	D/	D/	395	D/	D/	900	10	5	546
	24,001 - 28,000	0	0	0	D/	D/	263	D/	D/	632	D/	D/	337
	28,001 - 32,000	0	0	0	D/	A/	73	D/	D/	392	D/	D/	255
	32,001 and over	0	0	0	0	0	0	D/	A/	122	D/	A/	122
	<b>TOTALS</b>	<b>588</b>	<b>\$41</b>	<b>\$69</b>	<b>151</b>	<b>\$81</b>	<b>\$539</b>	<b>66</b>	<b>\$51</b>	<b>\$765</b>	<b>805</b>	<b>\$172</b>	<b>\$214</b>
<b>Married Filing Joint</b>													
	\$0 - \$4,000	D/	D/	\$48	D/	D/	\$244	18	\$7	\$374	96	\$15	\$154
	4,001 - 8,000	D/	D/	100	D/	D/	574	37	26	697	113	48	426
	8,001 - 12,000	40	3	82	54	43	793	89	107	1,205	183	153	838
	12,001 - 16,000	18	1	31	39	30	774	99	130	1,314	156	161	1,031
	16,001 - 20,000	0	0	0	73	46	634	107	123	1,145	180	169	938
	20,001 - 24,000	0	0	0	50	22	444	98	90	915	148	112	756
	24,001 - 28,000	0	0	0	59	16	276	D/	D/	660	D/	D/	523
	28,001 - 32,000	0	0	0	56	8	143	133	56	424	189	64	341
	32,001 and over	0	0	0	22	1	43	D/	D/	191	D/	D/	172
	<b>TOTALS</b>	<b>159</b>	<b>\$11</b>	<b>\$69</b>	<b>406</b>	<b>\$190</b>	<b>\$468</b>	<b>838</b>	<b>\$637</b>	<b>\$760</b>	<b>1,403</b>	<b>\$838</b>	<b>\$597</b>
<b>Head of Household*</b>													
	\$0 - \$4,000	D/	A/	\$18	D/	D/	\$296	53	\$16	\$310	113	\$34	\$298
	4,001 - 8,000	D/	A/	93	D/	D/	622	83	60	723	189	123	652
	8,001 - 12,000	10	A/	42	145	117	808	128	152	1,190	283	270	954
	12,001 - 16,000	0	0	0	169	121	717	148	186	1,255	317	307	968
	16,001 - 20,000	0	0	0	160	90	560	145	151	1,042	305	241	789
	20,001 - 24,000	0	0	0	134	53	393	101	82	816	235	135	575
	24,001 - 28,000	0	0	0	120	25	210	78	44	566	198	69	350
	28,001 - 32,000	0	0	0	64	5	83	48	16	334	112	21	190
	32,001 and over	0	0	0	0	0	0	52	8	156	52	8	156
	<b>TOTALS</b>	<b>17</b>	<b>\$1</b>	<b>\$54</b>	<b>951</b>	<b>\$491</b>	<b>\$516</b>	<b>836</b>	<b>\$716</b>	<b>\$857</b>	<b>1,804</b>	<b>\$1,208</b>	<b>\$670</b>
<b>All</b>													
	\$0 - \$4,000	283	\$14	\$50	114	\$31	\$268	86	\$28	\$322	483	\$72	\$150
	4,001 - 8,000	287	30	105	166	100	603	136	97	715	589	227	386
	8,001 - 12,000	176	8	44	232	186	801	234	279	1,192	642	473	736
	12,001 - 16,000	18	1	31	230	168	730	251	321	1,279	499	490	981
	16,001 - 20,000	0	0	0	243	142	586	256	278	1,085	499	420	842
	20,001 - 24,000	0	0	0	191	78	406	202	175	865	393	252	642
	24,001 - 28,000	0	0	0	187	44	233	186	115	620	373	159	426
	28,001 - 32,000	0	0	0	123	14	110	185	74	400	308	88	284
	32,001 and over	0	0	0	22	1	43	204	37	182	226	38	168
	<b>TOTALS</b>	<b>764</b>	<b>\$52</b>	<b>\$69</b>	<b>1,508</b>	<b>\$762</b>	<b>\$506</b>	<b>1,740</b>	<b>\$1,404</b>	<b>\$807</b>	<b>4,012</b>	<b>\$2,219</b>	<b>\$553</b>

\* Includes Married Filing Separate status.

A/ Amount is less than \$500.

D/ Tax Law prohibits the disclosure of individual taxpayer information.

# Clinton County

Filing Status	Earned Income	Number of Qualifying Children									Total		
		None			One			More than One			#	Credits (000's)	Avg. Credit
		#	Credits (000's)	Avg. Credit	#	Credits (000's)	Avg. Credit	#	Credits (000's)	Avg. Credit			
<b>Single</b>													
	\$0 - \$4,000	278	\$13	\$45	17	\$4	\$241	12	\$3	\$225	307	\$19	\$63
	4,001 - 8,000	363	38	104	34	20	580	11	8	757	408	66	162
	8,001 - 12,000	195	6	31	D/	D/	788	D/	D/	979	229	34	149
	12,001 - 16,000	0	0	0	D/	D/	756	D/	D/	1,278	30	27	912
	16,001 - 20,000	0	0	0	D/	D/	599	D/	D/	1,093	28	19	670
	20,001 - 24,000	0	0	0	D/	D/	445	D/	D/	883	12	8	664
	24,001 - 28,000	0	0	0	D/	D/	275	D/	D/	441	11	4	320
	28,001 - 32,000	0	0	0	D/	A/	93	D/	D/	423	D/	D/	313
	32,001 and over	0	0	0	0	0	0	0	0	0	0	0	0
	<b>TOTALS</b>	<b>836</b>	<b>\$56</b>	<b>\$68</b>	<b>140</b>	<b>\$80</b>	<b>\$575</b>	<b>58</b>	<b>\$43</b>	<b>\$740</b>	<b>1,034</b>	<b>\$180</b>	<b>\$174</b>
<b>Married Filing Joint</b>													
	\$0 - \$4,000	49	\$2	\$48	29	\$6	\$201	32	\$14	\$430	110	\$22	\$200
	4,001 - 8,000	57	6	103	34	21	631	56	41	729	147	68	464
	8,001 - 12,000	55	5	86	58	47	808	76	89	1,167	189	140	742
	12,001 - 16,000	26	A/	18	59	45	759	100	130	1,302	185	175	948
	16,001 - 20,000	0	0	0	56	34	600	98	109	1,112	154	143	926
	20,001 - 24,000	0	0	0	59	28	468	113	94	834	172	122	709
	24,001 - 28,000	0	0	0	50	15	290	123	80	647	173	94	544
	28,001 - 32,000	0	0	0	62	8	122	104	46	445	166	54	324
	32,001 and over	0	0	0	20	1	38	146	29	201	166	30	181
	<b>TOTALS</b>	<b>187</b>	<b>\$13</b>	<b>\$72</b>	<b>427</b>	<b>\$203</b>	<b>\$475</b>	<b>848</b>	<b>\$632</b>	<b>\$745</b>	<b>1,462</b>	<b>\$848</b>	<b>\$580</b>
<b>Head of Household*</b>													
	\$0 - \$4,000	D/	A/	\$51	97	\$24	\$246	91	\$28	\$311	196	\$53	\$268
	4,001 - 8,000	11	1	113	174	108	622	114	85	741	299	194	649
	8,001 - 12,000	12	1	53	231	186	805	134	159	1,189	377	346	918
	12,001 - 16,000	0	0	0	232	166	714	153	192	1,256	385	358	929
	16,001 - 20,000	0	0	0	209	121	578	141	146	1,033	350	267	762
	20,001 - 24,000	0	0	0	197	77	391	139	114	819	336	191	568
	24,001 - 28,000	0	0	0	167	38	225	101	60	593	268	97	364
	28,001 - 32,000	0	0	0	132	12	91	81	31	378	213	43	200
	32,001 and over	0	0	0	0	0	0	51	7	141	51	7	141
	<b>TOTALS</b>	<b>31</b>	<b>\$2</b>	<b>\$73</b>	<b>1,439</b>	<b>\$731</b>	<b>\$508</b>	<b>1,005</b>	<b>\$822</b>	<b>\$817</b>	<b>2,475</b>	<b>\$1,555</b>	<b>\$628</b>
<b>All</b>													
	\$0 - \$4,000	335	\$15	\$46	143	\$34	\$236	135	\$45	\$331	613	\$94	\$153
	4,001 - 8,000	431	45	104	242	149	617	181	134	738	854	328	384
	8,001 - 12,000	262	11	43	316	254	804	217	255	1,175	795	520	655
	12,001 - 16,000	26	A/	18	312	226	725	262	334	1,274	600	561	934
	16,001 - 20,000	0	0	0	289	169	584	243	259	1,066	532	428	804
	20,001 - 24,000	0	0	0	262	107	409	258	213	827	520	321	617
	24,001 - 28,000	0	0	0	225	54	241	227	141	620	452	195	432
	28,001 - 32,000	0	0	0	197	20	101	191	79	416	388	99	256
	32,001 and over	0	0	0	20	1	38	197	37	185	217	37	172
	<b>TOTALS</b>	<b>1,054</b>	<b>\$72</b>	<b>\$68</b>	<b>2,006</b>	<b>\$1,015</b>	<b>\$506</b>	<b>1,911</b>	<b>\$1,496</b>	<b>\$783</b>	<b>4,971</b>	<b>\$2,583</b>	<b>\$520</b>

\* Includes Married Filing Separate status.

A/ Amount is less than \$500.

D/ Tax Law prohibits the disclosure of individual taxpayer information.

# Columbia County

Filing Status	Earned Income	Number of Qualifying Children									Total		
		None			One			More than One			#	Credits (000's)	Avg. Credit
		#	Credits (000's)	Avg. Credit	#	Credits (000's)	Avg. Credit	#	Credits (000's)	Avg. Credit			
<b>Single</b>													
	\$0 - \$4,000	187	\$10	\$52	D/	D/	\$238	D/	D/	\$191	208	\$15	\$70
	4,001 - 8,000	289	31	107	D/	D/	635	D/	D/	737	314	47	150
	8,001 - 12,000	140	5	36	D/	D/	789	D/	D/	1,202	162	24	148
	12,001 - 16,000	0	0	0	D/	D/	751	D/	D/	1,316	27	24	876
	16,001 - 20,000	0	0	0	D/	D/	617	D/	D/	1,098	21	16	754
	20,001 - 24,000	0	0	0	D/	D/	451	D/	D/	859	10	5	532
	24,001 - 28,000	0	0	0	D/	D/	243	D/	D/	431	D/	D/	337
	28,001 - 32,000	0	0	0	D/	A/	153	D/	D/	392	D/	D/	249
	32,001 and over	0	0	0	D/	D/	0	D/	A/	270	D/	A/	270
	<b>TOTALS</b>	<b>616</b>	<b>\$45</b>	<b>\$74</b>	<b>106</b>	<b>\$61</b>	<b>\$575</b>	<b>32</b>	<b>\$28</b>	<b>\$863</b>	<b>754</b>	<b>\$134</b>	<b>\$178</b>
<b>Married Filing Joint</b>													
	\$0 - \$4,000	D/	D/	\$36	D/	D/	\$228	18	\$6	\$358	57	\$10	\$171
	4,001 - 8,000	D/	D/	112	D/	D/	573	21	15	731	70	26	370
	8,001 - 12,000	36	3	90	20	15	769	44	53	1,194	100	71	712
	12,001 - 16,000	10	A/	26	28	23	809	54	71	1,309	92	94	1,018
	16,001 - 20,000	0	0	0	42	27	637	56	66	1,174	98	92	944
	20,001 - 24,000	0	0	0	D/	D/	472	D/	D/	909	117	86	734
	24,001 - 28,000	0	0	0	44	13	289	75	49	659	119	62	522
	28,001 - 32,000	0	0	0	D/	D/	160	D/	D/	457	D/	D/	371
	32,001 and over	0	0	0	19	1	34	D/	D/	195	D/	D/	170
	<b>TOTALS</b>	<b>113</b>	<b>\$9</b>	<b>\$78</b>	<b>255</b>	<b>\$114</b>	<b>\$448</b>	<b>523</b>	<b>\$382</b>	<b>\$730</b>	<b>891</b>	<b>\$505</b>	<b>\$567</b>
<b>Head of Household*</b>													
	\$0 - \$4,000	D/	A/	\$68	D/	D/	\$247	47	\$16	\$344	105	\$30	\$282
	4,001 - 8,000	D/	A/	123	D/	D/	609	66	49	746	183	120	656
	8,001 - 12,000	D/	A/	47	162	130	805	110	131	1,187	279	261	937
	12,001 - 16,000	0	0	0	176	129	730	123	157	1,280	299	286	957
	16,001 - 20,000	0	0	0	177	101	569	104	107	1,032	281	208	740
	20,001 - 24,000	0	0	0	152	59	386	123	99	802	275	157	572
	24,001 - 28,000	0	0	0	138	32	230	83	49	589	221	81	365
	28,001 - 32,000	0	0	0	96	8	79	78	28	357	174	35	204
	32,001 and over	0	0	0	0	0	0	46	7	149	46	7	149
	<b>TOTALS</b>	<b>13</b>	<b>\$1</b>	<b>\$61</b>	<b>1,070</b>	<b>\$541</b>	<b>\$506</b>	<b>780</b>	<b>\$643</b>	<b>\$824</b>	<b>1,863</b>	<b>\$1,185</b>	<b>\$636</b>
<b>All</b>													
	\$0 - \$4,000	221	\$11	\$50	81	\$20	\$243	68	\$23	\$341	370	\$54	\$146
	4,001 - 8,000	328	35	107	147	90	610	92	68	742	567	193	341
	8,001 - 12,000	183	9	47	200	160	800	158	188	1,189	541	357	659
	12,001 - 16,000	10	A/	26	225	167	742	183	236	1,290	418	403	965
	16,001 - 20,000	0	0	0	234	137	584	166	180	1,082	400	316	791
	20,001 - 24,000	0	0	0	207	84	408	195	164	841	402	248	618
	24,001 - 28,000	0	0	0	185	45	244	161	100	618	346	145	418
	28,001 - 32,000	0	0	0	133	13	101	164	67	409	297	80	271
	32,001 and over	0	0	0	19	1	34	148	27	181	167	27	164
	<b>TOTALS</b>	<b>742</b>	<b>\$55</b>	<b>\$74</b>	<b>1,431</b>	<b>\$717</b>	<b>\$501</b>	<b>1,335</b>	<b>\$1,053</b>	<b>\$788</b>	<b>3,508</b>	<b>\$1,824</b>	<b>\$520</b>

\* Includes Married Filing Separate status.

A/ Amount is less than \$500.

D/ Tax Law prohibits the disclosure of individual taxpayer information.

# Cortland County

Filing Status	Earned Income	Number of Qualifying Children									Total		
		None			One			More than One			#	Credits (000's)	Avg. Credit
		#	Credits (000's)	Avg. Credit	#	Credits (000's)	Avg. Credit	#	Credits (000's)	Avg. Credit			
<b>Single</b>													
	\$0 - \$4,000	171	\$8	\$48	22	\$6	\$267	21	\$6	\$305	214	\$21	\$96
	4,001 - 8,000	232	25	107	39	24	611	17	13	738	288	61	212
	8,001 - 12,000	111	3	30	29	23	797	15	17	1,110	155	43	278
	12,001 - 16,000	0	0	0	D/	D/	766	D/	D/	1,072	29	24	819
	16,001 - 20,000	0	0	0	D/	D/	621	D/	D/	1,046	21	14	661
	20,001 - 24,000	0	0	0	D/	D/	431	D/	D/	962	17	10	587
	24,001 - 28,000	0	0	0	D/	D/	237	D/	D/	656	11	4	351
	28,001 - 32,000	0	0	0	D/	A/	150	D/	D/	330	D/	D/	240
	32,001 and over	0	0	0	D/	D/	0	D/	A/	55	D/	A/	55
	<b>TOTALS</b>	<b>514</b>	<b>\$36</b>	<b>\$71</b>	<b>155</b>	<b>\$90</b>	<b>\$583</b>	<b>71</b>	<b>\$51</b>	<b>\$712</b>	<b>740</b>	<b>\$177</b>	<b>\$239</b>
<b>Married Filing Joint</b>													
	\$0 - \$4,000	28	\$1	\$44	13	\$3	\$264	27	\$11	\$396	68	\$15	\$226
	4,001 - 8,000	D/	D/	109	19	12	613	20	14	713	66	29	437
	8,001 - 12,000	37	3	84	34	27	803	36	40	1,114	107	70	659
	12,001 - 16,000	D/	A/	24	32	25	783	68	87	1,274	109	112	1,027
	16,001 - 20,000	0	0	0	D/	D/	708	D/	D/	1,117	129	126	977
	20,001 - 24,000	0	0	0	51	23	448	78	68	876	129	91	707
	24,001 - 28,000	0	0	0	38	9	236	71	45	638	109	54	498
	28,001 - 32,000	0	0	0	D/	D/	144	D/	D/	429	D/	D/	330
	32,001 and over	0	0	0	15	A/	32	D/	D/	D/	D/	D/	180
	<b>TOTALS</b>	<b>101</b>	<b>\$8</b>	<b>\$74</b>	<b>289</b>	<b>\$137</b>	<b>\$474</b>	<b>606</b>	<b>\$422</b>	<b>\$697</b>	<b>996</b>	<b>\$567</b>	<b>\$569</b>
<b>Head of Household*</b>													
	\$0 - \$4,000	D/	A/	\$48	55	\$13	\$240	35	\$11	\$324	93	\$25	\$265
	4,001 - 8,000	D/	A/	94	96	59	618	64	47	739	164	107	652
	8,001 - 12,000	D/	A/	75	116	92	789	106	127	1,200	225	219	973
	12,001 - 16,000	0	0	0	131	94	716	109	139	1,274	240	233	969
	16,001 - 20,000	0	0	0	134	75	559	103	108	1,047	237	183	771
	20,001 - 24,000	0	0	0	148	57	384	100	81	808	248	138	555
	24,001 - 28,000	0	0	0	106	25	239	86	49	571	192	74	388
	28,001 - 32,000	0	0	0	66	6	88	51	18	357	117	24	205
	32,001 and over	0	0	0	0	0	0	29	4	144	29	4	144
	<b>TOTALS</b>	<b>10</b>	<b>\$1</b>	<b>\$74</b>	<b>852</b>	<b>\$421</b>	<b>\$494</b>	<b>683</b>	<b>\$585</b>	<b>\$856</b>	<b>1,545</b>	<b>\$1,006</b>	<b>\$651</b>
<b>All</b>													
	\$0 - \$4,000	202	\$10	\$48	90	\$22	\$250	83	\$28	\$343	375	\$61	\$161
	4,001 - 8,000	263	28	107	154	95	615	101	74	734	518	197	380
	8,001 - 12,000	D/	D/	44	179	142	793	157	184	1,171	487	332	683
	12,001 - 16,000	D/	A/	24	187	137	734	182	231	1,269	378	368	974
	16,001 - 20,000	0	0	0	197	118	598	190	205	1,078	387	323	834
	20,001 - 24,000	0	0	0	211	85	402	183	154	841	394	239	606
	24,001 - 28,000	0	0	0	152	36	238	160	96	602	312	133	425
	28,001 - 32,000	0	0	0	111	12	110	134	54	400	245	66	269
	32,001 and over	0	0	0	15	A/	32	170	32	186	185	32	173
	<b>TOTALS</b>	<b>625</b>	<b>\$45</b>	<b>\$71</b>	<b>1,296</b>	<b>\$648</b>	<b>\$500</b>	<b>1,360</b>	<b>\$1,058</b>	<b>\$778</b>	<b>3,281</b>	<b>\$1,750</b>	<b>\$533</b>

\* Includes Married Filing Separate status.

A/ Amount is less than \$500.

D/ Tax Law prohibits the disclosure of individual taxpayer information.



# Delaware County

Filing Status	Earned Income	Number of Qualifying Children									Total		
		None			One			More than One			#	Credits (000's)	Avg. Credit
		#	Credits (000's)	Avg. Credit	#	Credits (000's)	Avg. Credit	#	Credits (000's)	Avg. Credit			
<b>Single</b>													
	\$0 - \$4,000	201	\$10	\$47	18	\$4	\$226	12	\$5	\$415	231	\$19	\$80
	4,001 - 8,000	219	23	107	35	21	593	16	11	713	270	56	206
	8,001 - 12,000	100	3	33	D/	D/	785	D/	D/	1,118	138	35	252
	12,001 - 16,000	0	0	0	D/	D/	778	D/	D/	1,306	21	19	928
	16,001 - 20,000	0	0	0	D/	D/	552	D/	D/	1,152	24	17	727
	20,001 - 24,000	0	0	0	D/	D/	434	D/	D/	914	18	9	488
	24,001 - 28,000	0	0	0	D/	D/	252	D/	D/	541	11	4	331
	28,001 - 32,000	0	0	0	D/	A/	91	D/	D/	500	D/	D/	254
	32,001 and over	0	0	0	0	0	0	0	0	0	0	0	0
	<b>TOTALS</b>	<b>520</b>	<b>\$36</b>	<b>\$70</b>	<b>145</b>	<b>\$81</b>	<b>\$559</b>	<b>53</b>	<b>\$42</b>	<b>\$799</b>	<b>718</b>	<b>\$160</b>	<b>\$222</b>
<b>Married Filing Joint</b>													
	\$0 - \$4,000	D/	D/	\$44	D/	D/	\$257	15	\$4	\$283	83	\$11	\$131
	4,001 - 8,000	52	6	112	30	17	566	31	23	731	113	45	402
	8,001 - 12,000	D/	D/	77	D/	D/	792	60	68	1,142	143	100	699
	12,001 - 16,000	21	A/	23	30	22	747	70	84	1,196	121	107	881
	16,001 - 20,000	0	0	0	50	35	692	85	98	1,152	135	133	982
	20,001 - 24,000	0	0	0	D/	D/	448	D/	D/	875	143	102	717
	24,001 - 28,000	0	0	0	31	8	265	112	78	693	143	86	600
	28,001 - 32,000	0	0	0	D/	D/	140	D/	D/	435	129	42	326
	32,001 and over	0	0	0	13	1	44	125	24	192	138	25	178
	<b>TOTALS</b>	<b>172</b>	<b>\$12</b>	<b>\$71</b>	<b>307</b>	<b>\$145</b>	<b>\$474</b>	<b>669</b>	<b>\$493</b>	<b>\$736</b>	<b>1,148</b>	<b>\$650</b>	<b>\$566</b>
<b>Head of Household*</b>													
	\$0 - \$4,000	D/	A/	\$51	D/	D/	\$251	37	\$10	\$275	93	\$24	\$258
	4,001 - 8,000	D/	D/	106	89	58	656	55	40	719	150	99	657
	8,001 - 12,000	D/	A/	62	D/	D/	801	89	107	1,208	217	208	958
	12,001 - 16,000	0	0	0	136	96	703	90	115	1,277	226	211	932
	16,001 - 20,000	0	0	0	104	58	561	80	83	1,041	184	142	770
	20,001 - 24,000	0	0	0	99	41	411	82	66	801	181	106	588
	24,001 - 28,000	0	0	0	96	23	236	49	28	572	145	51	349
	28,001 - 32,000	0	0	0	54	4	77	50	19	372	104	23	218
	32,001 and over	0	0	0	0	0	0	39	5	140	39	5	140
	<b>TOTALS</b>	<b>10</b>	<b>\$1</b>	<b>\$88</b>	<b>758</b>	<b>\$394</b>	<b>\$519</b>	<b>571</b>	<b>\$473</b>	<b>\$829</b>	<b>1,339</b>	<b>\$868</b>	<b>\$648</b>
<b>All</b>													
	\$0 - \$4,000	253	\$12	\$47	90	\$22	\$247	64	\$19	\$303	407	\$53	\$131
	4,001 - 8,000	277	30	108	154	96	624	102	74	722	533	200	374
	8,001 - 12,000	151	7	47	193	154	797	154	182	1,179	498	343	688
	12,001 - 16,000	21	A/	23	181	130	717	166	206	1,244	368	337	915
	16,001 - 20,000	0	0	0	171	102	599	172	189	1,100	343	292	850
	20,001 - 24,000	0	0	0	168	71	425	174	146	840	342	218	636
	24,001 - 28,000	0	0	0	135	33	243	164	107	654	299	140	469
	28,001 - 32,000	0	0	0	105	11	106	133	55	412	238	66	277
	32,001 and over	0	0	0	13	1	44	164	29	179	177	30	169
	<b>TOTALS</b>	<b>702</b>	<b>\$49</b>	<b>\$70</b>	<b>1,210</b>	<b>\$620</b>	<b>\$513</b>	<b>1,293</b>	<b>\$1,008</b>	<b>\$780</b>	<b>3,205</b>	<b>\$1,678</b>	<b>\$523</b>

\* Includes Married Filing Separate status.

A/ Amount is less than \$500.

D/ Tax Law prohibits the disclosure of individual taxpayer information.

# Dutchess County

Filing Status	Earned Income	Number of Qualifying Children									Total		
		None			One			More than One			#	Credits (000's)	Avg. Credit
		#	Credits (000's)	Avg. Credit	#	Credits (000's)	Avg. Credit	#	Credits (000's)	Avg. Credit			
<b>Single</b>													
	\$0 - \$4,000	687	\$33	\$49	41	\$11	\$270	24	\$7	\$281	752	\$51	\$68
	4,001 - 8,000	942	101	107	85	52	609	33	24	714	1,061	176	166
	8,001 - 12,000	D/	D/	35	44	34	783	30	35	1,165	629	89	141
	12,001 - 16,000	D/	A/	2	36	28	767	23	28	1,229	65	56	860
	16,001 - 20,000	0	0	0	38	23	609	14	14	999	52	37	714
	20,001 - 24,000	0	0	0	D/	D/	397	D/	D/	837	29	13	457
	24,001 - 28,000	0	0	0	30	8	261	13	9	657	43	16	381
	28,001 - 32,000	0	0	0	D/	D/	102	D/	D/	420	25	4	141
	32,001 and over	0	0	0	0	0	0	D/	D/	135	D/	D/	135
	<b>TOTALS</b>	<b>2,190</b>	<b>\$153</b>	<b>\$70</b>	<b>321</b>	<b>\$168</b>	<b>\$524</b>	<b>150</b>	<b>\$121</b>	<b>\$810</b>	<b>2,662</b>	<b>\$443</b>	<b>\$166</b>
<b>Married Filing Joint</b>													
	\$0 - \$4,000	77	\$3	\$41	31	\$7	\$229	50	\$12	\$241	158	\$22	\$141
	4,001 - 8,000	73	8	112	69	41	596	75	54	721	217	103	476
	8,001 - 12,000	69	6	82	91	70	768	149	175	1,173	309	250	810
	12,001 - 16,000	30	1	23	100	72	719	158	201	1,270	288	273	949
	16,001 - 20,000	0	0	0	99	63	634	172	197	1,143	271	259	957
	20,001 - 24,000	0	0	0	108	51	475	199	171	862	307	223	726
	24,001 - 28,000	0	0	0	112	34	305	199	132	665	311	167	536
	28,001 - 32,000	0	0	0	103	15	141	226	99	436	329	113	344
	32,001 and over	0	0	0	27	1	37	299	56	188	326	57	176
	<b>TOTALS</b>	<b>249</b>	<b>\$18</b>	<b>\$71</b>	<b>740</b>	<b>\$354</b>	<b>\$478</b>	<b>1,527</b>	<b>\$1,097</b>	<b>\$718</b>	<b>2,516</b>	<b>\$1,468</b>	<b>\$584</b>
<b>Head of Household*</b>													
	\$0 - \$4,000	21	\$1	\$37	222	\$56	\$250	140	\$46	\$332	383	\$103	\$268
	4,001 - 8,000	31	3	109	355	218	614	195	139	714	581	361	621
	8,001 - 12,000	19	1	52	453	362	798	357	425	1,189	829	787	950
	12,001 - 16,000	0	0	0	443	318	718	372	464	1,248	815	782	960
	16,001 - 20,000	0	0	0	498	281	564	349	362	1,037	847	643	759
	20,001 - 24,000	0	0	0	528	206	390	372	296	797	900	503	558
	24,001 - 28,000	0	0	0	495	113	229	341	198	580	836	311	372
	28,001 - 32,000	0	0	0	315	27	85	292	103	352	607	130	214
	32,001 and over	0	0	0	0	0	0	272	39	142	272	39	142
	<b>TOTALS</b>	<b>71</b>	<b>\$5</b>	<b>\$73</b>	<b>3,309</b>	<b>\$1,581</b>	<b>\$478</b>	<b>2,690</b>	<b>\$2,072</b>	<b>\$770</b>	<b>6,070</b>	<b>\$3,658</b>	<b>\$603</b>
<b>All</b>													
	\$0 - \$4,000	785	\$37	\$48	294	\$74	\$251	214	\$65	\$305	1,293	\$176	\$136
	4,001 - 8,000	1,046	112	107	509	311	611	303	217	716	1,859	640	344
	8,001 - 12,000	643	26	40	588	466	793	536	634	1,183	1,767	1,126	637
	12,001 - 16,000	36	1	20	579	418	721	553	693	1,254	1,168	1,112	952
	16,001 - 20,000	0	0	0	635	367	578	535	572	1,070	1,170	939	803
	20,001 - 24,000	0	0	0	661	267	404	575	471	820	1,236	739	598
	24,001 - 28,000	0	0	0	637	155	244	553	339	613	1,190	494	415
	28,001 - 32,000	0	0	0	440	44	99	521	203	389	961	246	256
	32,001 and over	0	0	0	27	1	37	577	96	166	604	97	160
	<b>TOTALS</b>	<b>2,510</b>	<b>\$176</b>	<b>\$70</b>	<b>4,370</b>	<b>\$2,103</b>	<b>\$481</b>	<b>4,367</b>	<b>\$3,290</b>	<b>\$753</b>	<b>11,248</b>	<b>\$5,569</b>	<b>\$495</b>

\* Includes Married Filing Separate status.

A/ Amount is less than \$500.

D/ Tax Law prohibits the disclosure of individual taxpayer information.

# Erie County

Filing Status	Earned Income	Number of Qualifying Children									Total		
		None			One			More than One			#	Credits (000's)	Avg. Credit
		#	Credits (000's)	Avg. Credit	#	Credits (000's)	Avg. Credit	#	Credits (000's)	Avg. Credit			
<b>Single</b>													
	\$0 - \$4,000	3,084	\$153	\$49	302	\$71	\$235	157	\$44	\$278	3,544	\$267	\$75
	4,001 - 8,000	4,144	436	105	403	243	604	176	124	704	4,723	803	170
	8,001 - 12,000	D/	D/	32	315	247	783	134	155	1,157	2,587	471	182
	12,001 - 16,000	D/	A/	2	225	167	742	D/	D/	1,261	316	277	875
	16,001 - 20,000	0	0	0	179	109	609	53	57	1,074	232	166	715
	20,001 - 24,000	0	0	0	145	61	420	55	46	831	200	107	533
	24,001 - 28,000	0	0	0	99	26	259	39	24	604	138	49	356
	28,001 - 32,000	0	0	0	65	7	104	18	7	413	83	14	171
	32,001 and over	0	0	0	0	0	0	D/	D/	115	D/	D/	115
	<b>TOTALS</b>	<b>9,370</b>	<b>\$658</b>	<b>\$70</b>	<b>1,733</b>	<b>\$930</b>	<b>\$537</b>	<b>734</b>	<b>\$568</b>	<b>\$773</b>	<b>11,838</b>	<b>\$2,156</b>	<b>\$182</b>
<b>Married Filing Joint</b>													
	\$0 - \$4,000	320	\$12	\$38	173	\$37	\$215	272	\$96	\$354	765	\$146	\$190
	4,001 - 8,000	294	31	106	244	144	592	347	254	732	885	430	486
	8,001 - 12,000	340	26	77	299	236	788	564	660	1,171	1,203	923	767
	12,001 - 16,000	137	3	23	338	260	768	713	921	1,291	1,188	1,183	996
	16,001 - 20,000	0	0	0	383	244	638	746	857	1,149	1,129	1,101	976
	20,001 - 24,000	0	0	0	464	206	443	884	761	861	1,348	967	717
	24,001 - 28,000	0	0	0	453	129	285	903	583	646	1,356	713	525
	28,001 - 32,000	0	0	0	449	61	135	968	426	440	1,417	487	344
	32,001 and over	0	0	0	156	6	40	1,279	238	186	1,435	245	171
	<b>TOTALS</b>	<b>1,091</b>	<b>\$73</b>	<b>\$67</b>	<b>2,959</b>	<b>\$1,323</b>	<b>\$447</b>	<b>6,676</b>	<b>\$4,798</b>	<b>\$719</b>	<b>10,726</b>	<b>\$6,194</b>	<b>\$577</b>
<b>Head of Household*</b>													
	\$0 - \$4,000	69	\$3	\$43	1,607	\$402	\$250	1,187	\$376	\$317	2,863	\$781	\$273
	4,001 - 8,000	105	11	106	2,398	1,481	617	1,993	1,442	723	4,496	2,934	653
	8,001 - 12,000	102	5	51	2,736	2,187	799	2,476	2,937	1,186	5,314	5,129	965
	12,001 - 16,000	0	0	0	2,470	1,790	725	2,400	3,028	1,261	4,870	4,818	989
	16,001 - 20,000	0	0	0	2,415	1,371	568	2,186	2,252	1,030	4,601	3,623	787
	20,001 - 24,000	0	0	0	2,237	891	398	2,033	1,623	798	4,270	2,514	589
	24,001 - 28,000	0	0	0	1,877	428	228	1,659	961	579	3,536	1,390	393
	28,001 - 32,000	0	0	0	1,211	98	81	1,240	444	358	2,451	542	221
	32,001 and over	0	0	0	0	0	0	838	113	135	838	113	135
	<b>TOTALS</b>	<b>276</b>	<b>\$19</b>	<b>\$70</b>	<b>16,951</b>	<b>\$8,648</b>	<b>\$510</b>	<b>16,012</b>	<b>\$13,175</b>	<b>\$823</b>	<b>33,239</b>	<b>\$21,843</b>	<b>\$657</b>
<b>All</b>													
	\$0 - \$4,000	3,473	\$168	\$48	2,082	\$510	\$245	1,616	\$516	\$319	7,172	\$1,194	\$166
	4,001 - 8,000	4,543	479	105	3,045	1,868	614	2,516	1,820	723	10,104	4,167	412
	8,001 - 12,000	2,580	101	39	3,350	2,670	797	3,174	3,752	1,182	9,104	6,523	716
	12,001 - 16,000	141	3	22	3,033	2,217	731	3,200	4,058	1,268	6,374	6,278	985
	16,001 - 20,000	0	0	0	2,977	1,724	579	2,985	3,166	1,061	5,962	4,890	820
	20,001 - 24,000	0	0	0	2,846	1,157	407	2,972	2,430	818	5,818	3,587	617
	24,001 - 28,000	0	0	0	2,429	583	240	2,601	1,568	603	5,030	2,151	428
	28,001 - 32,000	0	0	0	1,725	166	96	2,226	878	394	3,951	1,043	264
	32,001 and over	0	0	0	156	6	40	2,132	353	166	2,288	360	157
	<b>TOTALS</b>	<b>10,737</b>	<b>\$750</b>	<b>\$70</b>	<b>21,643</b>	<b>\$10,901</b>	<b>\$504</b>	<b>23,422</b>	<b>\$18,541</b>	<b>\$792</b>	<b>55,803</b>	<b>\$30,193</b>	<b>\$541</b>

\* Includes Married Filing Separate status.

A/ Amount is less than \$500.

D/ Tax Law prohibits the disclosure of individual taxpayer information.

# Essex County

Filing Status	Earned Income	Number of Qualifying Children									Total		
		None			One			More than One			#	Credits (000's)	Avg. Credit
		#	Credits (000's)	Avg. Credit	#	Credits (000's)	Avg. Credit	#	Credits (000's)	Avg. Credit			
<b>Single</b>													
	\$0 - \$4,000	116	\$6	\$50	D/	D/	\$237	D/	D/	\$184	126	\$8	\$63
	4,001 - 8,000	D/	D/	99	17	10	614	D/	D/	339	192	28	147
	8,001 - 12,000	D/	D/	37	12	10	800	D/	D/	1,318	114	15	129
	12,001 - 16,000	0	0	0	D/	D/	743	D/	D/	1,275	D/	D/	861
	16,001 - 20,000	0	0	0	D/	D/	455	D/	D/	1,030	14	7	496
	20,001 - 24,000	0	0	0	D/	D/	367	D/	D/	885	10	6	626
	24,001 - 28,000	0	0	0	D/	D/	239	D/	D/	597	D/	D/	374
	28,001 - 32,000	0	0	0	D/	A/	132	0	0	0	D/	A/	132
	32,001 and over	0	0	0	0	0	0	0	0	0	0	0	0
	<b>TOTALS</b>	<b>390</b>	<b>\$27</b>	<b>\$68</b>	<b>66</b>	<b>\$36</b>	<b>\$540</b>	<b>19</b>	<b>\$13</b>	<b>\$669</b>	<b>475</b>	<b>\$75</b>	<b>\$158</b>
<b>Married Filing Joint</b>													
	\$0 - \$4,000	18	\$1	\$47	D/	D/	\$212	D/	D/	\$356	41	\$8	\$192
	4,001 - 8,000	26	3	103	19	12	645	18	13	724	63	28	444
	8,001 - 12,000	30	2	82	32	26	803	41	50	1,214	103	78	757
	12,001 - 16,000	15	A/	33	36	28	773	D/	D/	1,325	D/	D/	894
	16,001 - 20,000	0	0	0	D/	D/	656	D/	D/	1,146	93	90	972
	20,001 - 24,000	0	0	0	44	20	464	62	55	885	106	75	710
	24,001 - 28,000	0	0	0	25	8	301	61	39	640	86	47	541
	28,001 - 32,000	0	0	0	D/	D/	145	76	34	452	D/	D/	355
	32,001 and over	0	0	0	10	A/	29	91	17	190	101	18	174
	<b>TOTALS</b>	<b>89</b>	<b>\$7</b>	<b>\$73</b>	<b>242</b>	<b>\$122</b>	<b>\$506</b>	<b>464</b>	<b>\$335</b>	<b>\$723</b>	<b>795</b>	<b>\$464</b>	<b>\$584</b>
<b>Head of Household*</b>													
	\$0 - \$4,000	D/	A/	\$41	28	\$9	\$305	21	\$8	\$388	52	\$17	\$324
	4,001 - 8,000	D/	A/	123	74	47	634	D/	D/	712	115	75	656
	8,001 - 12,000	D/	A/	50	97	76	786	D/	D/	1,185	174	164	943
	12,001 - 16,000	0	0	0	68	50	734	77	93	1,214	145	143	989
	16,001 - 20,000	0	0	0	108	62	572	62	62	1,006	170	124	730
	20,001 - 24,000	0	0	0	97	39	398	61	48	785	158	86	547
	24,001 - 28,000	0	0	0	75	17	233	39	22	568	114	40	347
	28,001 - 32,000	0	0	0	48	4	84	39	14	364	87	18	210
	32,001 and over	0	0	0	0	0	0	27	4	154	27	4	154
	<b>TOTALS</b>	<b>7</b>	<b>A/</b>	<b>\$57</b>	<b>595</b>	<b>\$304</b>	<b>\$510</b>	<b>440</b>	<b>\$369</b>	<b>\$838</b>	<b>1,042</b>	<b>\$672</b>	<b>\$645</b>
<b>All</b>													
	\$0 - \$4,000	137	\$7	\$49	41	\$11	\$279	41	\$14	\$352	219	\$33	\$149
	4,001 - 8,000	200	20	100	110	70	633	60	42	703	370	132	356
	8,001 - 12,000	134	6	48	141	112	791	116	139	1,196	391	257	656
	12,001 - 16,000	15	A/	33	111	83	747	119	149	1,252	245	232	949
	16,001 - 20,000	0	0	0	154	89	580	123	132	1,074	277	221	800
	20,001 - 24,000	0	0	0	146	61	417	128	107	837	274	168	613
	24,001 - 28,000	0	0	0	105	26	249	103	63	611	208	89	429
	28,001 - 32,000	0	0	0	85	9	110	115	49	422	200	58	290
	32,001 and over	0	0	0	10	A/	29	118	21	182	128	22	170
	<b>TOTALS</b>	<b>486</b>	<b>\$34</b>	<b>\$69</b>	<b>903</b>	<b>\$462</b>	<b>\$511</b>	<b>923</b>	<b>\$717</b>	<b>\$776</b>	<b>2,312</b>	<b>\$1,212</b>	<b>\$524</b>

\* Includes Married Filing Separate status.

A/ Amount is less than \$500.

D/ Tax Law prohibits the disclosure of individual taxpayer information.

# Franklin County

Filing Status	Earned Income	Number of Qualifying Children									Total		
		None			One			More than One			#	Credits (000's)	Avg. Credit
		#	Credits (000's)	Avg. Credit	#	Credits (000's)	Avg. Credit	#	Credits (000's)	Avg. Credit			
<b>Single</b>													
	\$0 - \$4,000	178	\$10	\$56	D/	D/	\$307	D/	D/	\$218	192	\$14	\$72
	4,001 - 8,000	218	22	103	17	10	561	D/	D/	673	242	37	151
	8,001 - 12,000	101	3	33	12	9	782	D/	D/	1,166	118	19	157
	12,001 - 16,000	0	0	0	D/	D/	754	D/	D/	1,304	21	19	885
	16,001 - 20,000	0	0	0	D/	D/	557	D/	D/	774	11	7	636
	20,001 - 24,000	0	0	0	D/	D/	456	D/	D/	900	D/	D/	678
	24,001 - 28,000	0	0	0	D/	D/	311	D/	D/	582	D/	D/	432
	28,001 - 32,000	0	0	0	D/	D/	134	0	0	0	D/	D/	134
	32,001 and over	0	0	0	0	0	0	D/	A/	182	D/	A/	182
	<b>TOTALS</b>	<b>497</b>	<b>\$36</b>	<b>\$72</b>	<b>74</b>	<b>\$41</b>	<b>\$553</b>	<b>33</b>	<b>\$26</b>	<b>\$774</b>	<b>604</b>	<b>\$102</b>	<b>\$169</b>
<b>Married Filing Joint</b>													
	\$0 - \$4,000	46	\$2	\$42	20	\$5	\$237	32	\$11	\$348	98	\$18	\$181
	4,001 - 8,000	47	5	115	21	11	547	42	30	724	110	47	430
	8,001 - 12,000	36	3	81	44	35	785	70	84	1,195	150	121	807
	12,001 - 16,000	19	A/	23	41	31	754	81	105	1,301	141	137	970
	16,001 - 20,000	0	0	0	51	33	646	86	97	1,133	137	130	951
	20,001 - 24,000	0	0	0	D/	D/	477	D/	D/	858	133	96	721
	24,001 - 28,000	0	0	0	42	13	303	114	71	623	156	84	536
	28,001 - 32,000	0	0	0	D/	D/	146	D/	D/	429	D/	D/	325
	32,001 and over	0	0	0	18	1	55	D/	D/	190	D/	D/	172
	<b>TOTALS</b>	<b>148</b>	<b>\$11</b>	<b>\$72</b>	<b>331</b>	<b>\$158</b>	<b>\$477</b>	<b>707</b>	<b>\$528</b>	<b>\$747</b>	<b>1,186</b>	<b>\$697</b>	<b>\$588</b>
<b>Head of Household*</b>													
	\$0 - \$4,000	D/	A/	\$35	83	\$23	\$277	67	\$23	\$338	158	\$46	\$290
	4,001 - 8,000	D/	D/	98	127	78	616	66	48	730	201	127	633
	8,001 - 12,000	D/	A/	45	146	116	797	144	171	1,185	299	287	961
	12,001 - 16,000	0	0	0	176	124	706	121	149	1,229	297	273	919
	16,001 - 20,000	0	0	0	177	103	580	107	111	1,033	284	213	750
	20,001 - 24,000	0	0	0	133	54	403	104	81	779	237	135	568
	24,001 - 28,000	0	0	0	109	25	233	78	46	589	187	71	382
	28,001 - 32,000	0	0	0	75	7	88	63	23	370	138	30	217
	32,001 and over	0	0	0	0	0	0	35	5	148	35	5	148
	<b>TOTALS</b>	<b>25</b>	<b>\$1</b>	<b>\$59</b>	<b>1,026</b>	<b>\$530</b>	<b>\$517</b>	<b>785</b>	<b>\$656</b>	<b>\$836</b>	<b>1,836</b>	<b>\$1,188</b>	<b>\$647</b>
<b>All</b>													
	\$0 - \$4,000	232	\$12	\$52	112	\$30	\$272	104	\$35	\$335	448	\$77	\$173
	4,001 - 8,000	273	29	105	165	99	602	115	83	724	553	211	382
	8,001 - 12,000	146	7	46	202	160	794	219	260	1,188	567	427	753
	12,001 - 16,000	19	A/	23	233	167	718	207	261	1,259	459	428	933
	16,001 - 20,000	0	0	0	235	139	593	197	211	1,071	432	350	811
	20,001 - 24,000	0	0	0	183	77	423	191	156	816	374	233	623
	24,001 - 28,000	0	0	0	156	40	254	196	119	608	352	159	451
	28,001 - 32,000	0	0	0	127	14	111	142	57	403	269	71	265
	32,001 and over	0	0	0	18	1	55	154	28	181	172	29	168
	<b>TOTALS</b>	<b>670</b>	<b>\$48</b>	<b>\$71</b>	<b>1,431</b>	<b>\$729</b>	<b>\$509</b>	<b>1,525</b>	<b>\$1,210</b>	<b>\$793</b>	<b>3,626</b>	<b>\$1,987</b>	<b>\$548</b>

\* Includes Married Filing Separate status.

A/ Amount is less than \$500.

D/ Tax Law prohibits the disclosure of individual taxpayer information.

# Fulton County

Filing Status	Earned Income	Number of Qualifying Children									Total		
		None			One			More than One			#	Credits (000's)	Avg. Credit
		#	Credits (000's)	Avg. Credit	#	Credits (000's)	Avg. Credit	#	Credits (000's)	Avg. Credit			
<b>Single</b>													
	\$0 - \$4,000	214	\$10	\$47	24	\$5	\$225	19	\$6	\$293	257	\$21	\$82
	4,001 - 8,000	273	29	107	33	20	598	19	13	669	325	62	190
	8,001 - 12,000	D/	D/	31	12	9	789	D/	D/	922	163	17	103
	12,001 - 16,000	D/	D/	1	13	10	767	D/	D/	1,297	20	18	888
	16,001 - 20,000	0	0	0	D/	D/	628	D/	D/	1,067	18	13	701
	20,001 - 24,000	0	0	0	D/	D/	397	D/	D/	875	16	9	546
	24,001 - 28,000	0	0	0	D/	D/	254	D/	D/	552	10	3	343
	28,001 - 32,000	0	0	0	D/	A/	68	D/	D/	425	10	3	282
	32,001 and over	0	0	0	0	0	0	0	0	0	0	0	0
	<b>TOTALS</b>	<b>636</b>	<b>\$44</b>	<b>\$69</b>	<b>119</b>	<b>\$60</b>	<b>\$508</b>	<b>64</b>	<b>\$41</b>	<b>\$635</b>	<b>819</b>	<b>\$145</b>	<b>\$177</b>
<b>Married Filing Joint</b>													
	\$0 - \$4,000	29	\$1	\$39	13	\$3	\$252	25	\$6	\$226	67	\$10	\$150
	4,001 - 8,000	50	6	110	25	15	615	33	24	731	108	45	417
	8,001 - 12,000	D/	D/	78	39	31	803	D/	D/	1,170	168	130	773
	12,001 - 16,000	D/	D/	18	23	16	685	D/	D/	1,316	106	102	959
	16,001 - 20,000	0	0	0	63	40	642	91	108	1,183	154	148	962
	20,001 - 24,000	0	0	0	50	21	430	82	73	888	132	94	714
	24,001 - 28,000	0	0	0	44	13	293	97	63	654	141	76	541
	28,001 - 32,000	0	0	0	45	7	149	92	41	441	137	47	345
	32,001 and over	0	0	0	12	1	43	168	30	180	180	31	171
	<b>TOTALS</b>	<b>145</b>	<b>\$11</b>	<b>\$74</b>	<b>314</b>	<b>\$148</b>	<b>\$470</b>	<b>734</b>	<b>\$525</b>	<b>\$715</b>	<b>1,193</b>	<b>\$683</b>	<b>\$573</b>
<b>Head of Household*</b>													
	\$0 - \$4,000	D/	D/	\$63	92	\$25	\$271	68	\$23	\$334	168	\$48	\$286
	4,001 - 8,000	12	1	101	170	105	619	116	85	735	299	192	642
	8,001 - 12,000	D/	A/	56	208	166	798	145	173	1,191	359	339	944
	12,001 - 16,000	0	0	0	201	144	718	135	170	1,261	336	315	936
	16,001 - 20,000	0	0	0	207	116	561	145	148	1,021	352	264	750
	20,001 - 24,000	0	0	0	210	83	396	156	126	811	366	210	573
	24,001 - 28,000	0	0	0	176	40	227	125	74	593	301	114	379
	28,001 - 32,000	0	0	0	90	8	89	85	30	357	175	38	219
	32,001 and over	0	0	0	0	0	0	67	10	148	67	10	148
	<b>TOTALS</b>	<b>26</b>	<b>\$2</b>	<b>\$79</b>	<b>1,354</b>	<b>\$688</b>	<b>\$508</b>	<b>1,042</b>	<b>\$840</b>	<b>\$806</b>	<b>2,423</b>	<b>\$1,530</b>	<b>\$631</b>
<b>All</b>													
	\$0 - \$4,000	251	\$12	\$47	129	\$34	\$261	112	\$34	\$303	492	\$79	\$161
	4,001 - 8,000	335	36	107	228	140	615	168	122	727	732	298	408
	8,001 - 12,000	202	9	43	259	207	798	229	270	1,180	690	486	704
	12,001 - 16,000	19	A/	17	237	170	717	206	264	1,280	462	434	939
	16,001 - 20,000	0	0	0	285	166	582	239	259	1,083	524	425	811
	20,001 - 24,000	0	0	0	271	109	403	243	204	838	514	313	608
	24,001 - 28,000	0	0	0	227	55	241	225	139	619	452	194	429
	28,001 - 32,000	0	0	0	139	15	108	183	73	402	322	88	275
	32,001 and over	0	0	0	12	1	43	235	40	171	247	41	164
	<b>TOTALS</b>	<b>807</b>	<b>\$57</b>	<b>\$70</b>	<b>1,787</b>	<b>\$896</b>	<b>\$501</b>	<b>1,840</b>	<b>\$1,405</b>	<b>\$764</b>	<b>4,435</b>	<b>\$2,358</b>	<b>\$532</b>

\* Includes Married Filing Separate status.

A/ Amount is less than \$500.

D/ Tax Law prohibits the disclosure of individual taxpayer information.

# Genesee County

Filing Status	Earned Income	Number of Qualifying Children									Total		
		None			One			More than One			#	Credits (000's)	Avg. Credit
		#	Credits (000's)	Avg. Credit	#	Credits (000's)	Avg. Credit	#	Credits (000's)	Avg. Credit			
<b>Single</b>													
	\$0 - \$4,000	228	\$11	\$47	32	\$9	\$269	34	\$9	\$274	294	\$29	\$98
	4,001 - 8,000	275	29	105	42	26	610	31	21	689	348	76	218
	8,001 - 12,000	124	4	34	32	25	792	20	22	1,120	176	52	295
	12,001 - 16,000	0	0	0	15	11	702	15	19	1,283	30	30	993
	16,001 - 20,000	0	0	0	D/	D/	628	D/	D/	1,091	20	16	790
	20,001 - 24,000	0	0	0	D/	D/	429	D/	D/	875	13	7	532
	24,001 - 28,000	0	0	0	D/	D/	247	D/	D/	628	D/	D/	410
	28,001 - 32,000	0	0	0	D/	A/	75	D/	D/	480	D/	D/	277
	32,001 and over	0	0	0	0	0	0	D/	A/	5	D/	A/	5
	<b>TOTALS</b>	<b>627</b>	<b>\$44</b>	<b>\$70</b>	<b>150</b>	<b>\$84</b>	<b>\$558</b>	<b>116</b>	<b>\$85</b>	<b>\$737</b>	<b>893</b>	<b>\$213</b>	<b>\$239</b>
<b>Married Filing Joint</b>													
	\$0 - \$4,000	D/	D/	\$36	D/	D/	\$258	23	\$8	\$349	77	\$13	\$170
	4,001 - 8,000	D/	D/	111	D/	D/	587	24	17	709	68	30	434
	8,001 - 12,000	27	2	85	32	26	823	39	46	1,171	98	74	758
	12,001 - 16,000	13	A/	25	46	37	811	70	90	1,283	129	127	988
	16,001 - 20,000	0	0	0	41	27	668	60	67	1,120	101	95	937
	20,001 - 24,000	0	0	0	49	23	470	84	75	890	133	98	735
	24,001 - 28,000	0	0	0	D/	D/	277	D/	D/	660	136	75	553
	28,001 - 32,000	0	0	0	D/	D/	134	D/	D/	446	D/	D/	358
	32,001 and over	0	0	0	18	1	32	D/	D/	189	D/	D/	172
	<b>TOTALS</b>	<b>108</b>	<b>\$7</b>	<b>\$66</b>	<b>296</b>	<b>\$144</b>	<b>\$486</b>	<b>654</b>	<b>\$443</b>	<b>\$678</b>	<b>1,058</b>	<b>\$594</b>	<b>\$562</b>
<b>Head of Household*</b>													
	\$0 - \$4,000	D/	A/	\$44	D/	D/	\$251	32	\$13	\$420	71	\$23	\$321
	4,001 - 8,000	D/	D/	115	D/	D/	624	61	45	734	153	99	648
	8,001 - 12,000	D/	A/	61	133	105	787	113	133	1,178	250	238	952
	12,001 - 16,000	0	0	0	165	119	724	107	136	1,275	272	256	941
	16,001 - 20,000	0	0	0	165	93	562	113	115	1,014	278	207	745
	20,001 - 24,000	0	0	0	136	54	396	100	80	804	236	134	569
	24,001 - 28,000	0	0	0	104	24	232	76	43	571	180	67	375
	28,001 - 32,000	0	0	0	55	5	85	60	22	363	115	26	230
	32,001 and over	0	0	0	0	0	0	44	6	146	44	6	146
	<b>TOTALS</b>	<b>12</b>	<b>\$1</b>	<b>\$85</b>	<b>881</b>	<b>\$462</b>	<b>\$525</b>	<b>706</b>	<b>\$594</b>	<b>\$842</b>	<b>1,599</b>	<b>\$1,058</b>	<b>\$661</b>
<b>All</b>													
	\$0 - \$4,000	270	\$12	\$46	83	\$22	\$259	89	\$31	\$346	442	\$65	\$146
	4,001 - 8,000	309	33	106	144	89	616	116	83	717	569	205	360
	8,001 - 12,000	155	7	44	197	156	793	172	201	1,169	524	364	695
	12,001 - 16,000	13	A/	25	226	167	740	192	245	1,278	431	413	958
	16,001 - 20,000	0	0	0	219	128	586	180	189	1,052	399	318	796
	20,001 - 24,000	0	0	0	195	81	416	187	158	843	382	239	626
	24,001 - 28,000	0	0	0	146	36	244	177	110	621	323	146	451
	28,001 - 32,000	0	0	0	99	10	106	170	71	417	269	81	302
	32,001 and over	0	0	0	18	1	32	193	34	178	211	35	166
	<b>TOTALS</b>	<b>747</b>	<b>\$52</b>	<b>\$70</b>	<b>1,327</b>	<b>\$690</b>	<b>\$520</b>	<b>1,476</b>	<b>\$1,123</b>	<b>\$761</b>	<b>3,550</b>	<b>\$1,865</b>	<b>\$525</b>

\* Includes Married Filing Separate status.

A/ Amount is less than \$500.

D/ Tax Law prohibits the disclosure of individual taxpayer information.

# Greene County

Filing Status	Earned Income	Number of Qualifying Children									Total		
		None			One			More than One			#	Credits (000's)	Avg. Credit
		#	Credits (000's)	Avg. Credit	#	Credits (000's)	Avg. Credit	#	Credits (000's)	Avg. Credit			
<b>Single</b>													
	\$0 - \$4,000	157	\$8	\$49	D/	D/	\$288	D/	D/	\$292	180	\$14	\$80
	4,001 - 8,000	233	24	104	D/	D/	626	D/	D/	670	255	38	150
	8,001 - 12,000	D/	D/	28	D/	D/	791	D/	D/	1,253	147	23	153
	12,001 - 16,000	D/	A/	2	10	8	779	D/	D/	1,311	13	10	801
	16,001 - 20,000	0	0	0	13	8	579	D/	D/	1,019	18	13	701
	20,001 - 24,000	0	0	0	D/	D/	436	D/	D/	796	11	7	599
	24,001 - 28,000	0	0	0	D/	D/	266	D/	D/	570	D/	D/	401
	28,001 - 32,000	0	0	0	D/	A/	122	D/	A/	362	D/	D/	202
	32,001 and over	0	0	0	0	0	0	0	0	0	0	0	0
	<b>TOTALS</b>	<b>517</b>	<b>\$36</b>	<b>\$69</b>	<b>81</b>	<b>\$46</b>	<b>\$563</b>	<b>38</b>	<b>\$28</b>	<b>\$735</b>	<b>636</b>	<b>\$109</b>	<b>\$171</b>
<b>Married Filing Joint</b>													
	\$0 - \$4,000	38	\$1	\$37	11	\$2	\$189	19	\$10	\$531	68	\$14	\$200
	4,001 - 8,000	D/	D/	111	D/	D/	522	20	15	767	73	27	364
	8,001 - 12,000	D/	D/	77	D/	D/	782	34	41	1,203	96	68	703
	12,001 - 16,000	D/	A/	21	33	25	771	D/	D/	1,298	102	96	939
	16,001 - 20,000	0	0	0	26	17	661	55	64	1,167	81	81	1,004
	20,001 - 24,000	0	0	0	34	14	426	69	59	858	103	74	715
	24,001 - 28,000	0	0	0	34	11	312	55	36	649	89	46	520
	28,001 - 32,000	0	0	0	D/	D/	136	D/	D/	451	98	35	358
	32,001 and over	0	0	0	13	1	41	101	18	181	114	19	165
	<b>TOTALS</b>	<b>124</b>	<b>\$9</b>	<b>\$69</b>	<b>224</b>	<b>\$105</b>	<b>\$470</b>	<b>476</b>	<b>\$345</b>	<b>\$725</b>	<b>824</b>	<b>\$459</b>	<b>\$557</b>
<b>Head of Household*</b>													
	\$0 - \$4,000	D/	A/	\$41	69	\$17	\$243	50	\$15	\$297	124	\$32	\$257
	4,001 - 8,000	D/	A/	118	D/	D/	605	64	48	749	172	111	648
	8,001 - 12,000	D/	A/	85	D/	D/	791	94	108	1,151	203	194	954
	12,001 - 16,000	0	0	0	109	79	729	86	108	1,257	195	188	962
	16,001 - 20,000	0	0	0	116	66	566	72	75	1,037	188	140	747
	20,001 - 24,000	0	0	0	100	40	401	62	50	805	162	90	556
	24,001 - 28,000	0	0	0	88	20	225	76	44	574	164	63	387
	28,001 - 32,000	0	0	0	56	5	88	54	20	363	110	25	223
	32,001 and over	0	0	0	0	0	0	40	6	138	40	6	138
	<b>TOTALS</b>	<b>10</b>	<b>\$1</b>	<b>\$76</b>	<b>750</b>	<b>\$375</b>	<b>\$500</b>	<b>598</b>	<b>\$472</b>	<b>\$790</b>	<b>1,358</b>	<b>\$848</b>	<b>\$625</b>
<b>All</b>													
	\$0 - \$4,000	200	\$9	\$47	94	\$23	\$244	78	\$28	\$354	372	\$60	\$161
	4,001 - 8,000	277	29	105	132	79	600	91	68	747	500	176	352
	8,001 - 12,000	158	6	38	155	122	789	133	155	1,168	446	284	636
	12,001 - 16,000	16	A/	20	152	113	742	142	181	1,273	310	294	948
	16,001 - 20,000	0	0	0	155	90	583	132	144	1,090	287	234	816
	20,001 - 24,000	0	0	0	140	57	409	136	113	831	276	170	617
	24,001 - 28,000	0	0	0	127	32	250	135	82	604	262	113	433
	28,001 - 32,000	0	0	0	87	9	105	124	51	412	211	60	285
	32,001 and over	0	0	0	13	1	41	141	24	169	154	24	158
	<b>TOTALS</b>	<b>651</b>	<b>\$45</b>	<b>\$69</b>	<b>1,055</b>	<b>\$526</b>	<b>\$499</b>	<b>1,112</b>	<b>\$845</b>	<b>\$760</b>	<b>2,818</b>	<b>\$1,416</b>	<b>\$503</b>

\* Includes Married Filing Separate status.

A/ Amount is less than \$500.

D/ Tax Law prohibits the disclosure of individual taxpayer information.



# Hamilton County

Filing Status	Earned Income	Number of Qualifying Children									Total		
		None			One			More than One			#	Credits (000's)	Avg. Credit
		#	Credits (000's)	Avg. Credit	#	Credits (000's)	Avg. Credit	#	Credits (000's)	Avg. Credit			
<b>Single</b>													
	\$0 - \$4,000	23	\$1	\$51	0	\$0	\$0	0	\$0	\$0	23	\$1	\$51
	4,001 - 8,000	D/	D/	100	D/	D/	701	0	0	0	34	4	118
	8,001 - 12,000	D/	A/	35	D/	D/	779	D/	D/	1,082	16	2	147
	12,001 - 16,000	0	0	0	0	0	0	D/	D/	1,316	D/	D/	1,316
	16,001 - 20,000	0	0	0	0	0	0	0	0	0	0	0	0
	20,001 - 24,000	0	0	0	0	0	0	D/	D/	735	D/	D/	735
	24,001 - 28,000	0	0	0	0	0	0	0	0	0	0	0	0
	28,001 - 32,000	0	0	0	D/	A/	52	0	0	0	D/	A/	52
	32,001 and over	0	0	0	0	0	0	0	0	0	0	0	0
	<b>TOTALS</b>	<b>70</b>	<b>\$5</b>	<b>\$71</b>	<b>3</b>	<b>\$2</b>	<b>\$511</b>	<b>3</b>	<b>\$3</b>	<b>\$1,044</b>	<b>76</b>	<b>\$10</b>	<b>\$127</b>
<b>Married Filing Joint</b>													
	\$0 - \$4,000	D/	A/	\$60	D/	A/	\$232	D/	A/	\$225	3	\$1	\$172
	4,001 - 8,000	D/	A/	105	D/	D/	615	D/	D/	565	11	4	407
	8,001 - 12,000	D/	A/	68	D/	D/	822	D/	D/	1,037	11	10	890
	12,001 - 16,000	D/	A/	33	D/	D/	693	D/	D/	1,235	D/	D/	1,010
	16,001 - 20,000	0	0	0	0	0	0	12	13	1,087	12	13	1,087
	20,001 - 24,000	0	0	0	D/	D/	490	D/	D/	554	D/	D/	527
	24,001 - 28,000	0	0	0	D/	D/	333	D/	D/	739	14	8	536
	28,001 - 32,000	0	0	0	D/	D/	135	15	7	464	D/	D/	395
	32,001 and over	0	0	0	D/	A/	8	17	4	212	D/	D/	200
	<b>TOTALS</b>	<b>7</b>	<b>\$1</b>	<b>\$83</b>	<b>27</b>	<b>\$12</b>	<b>\$445</b>	<b>81</b>	<b>\$55</b>	<b>\$683</b>	<b>D/</b>	<b>D/</b>	<b>\$591</b>
<b>Head of Household*</b>													
	\$0 - \$4,000	0	\$0	\$0	D/	D/	\$322	D/	A/	\$279	D/	D/	\$316
	4,001 - 8,000	0	0	0	D/	D/	633	D/	D/	750	D/	D/	711
	8,001 - 12,000	D/	A/	75	17	13	774	D/	D/	1,149	22	17	762
	12,001 - 16,000	0	0	0	D/	D/	721	D/	D/	1,310	15	14	957
	16,001 - 20,000	0	0	0	13	8	585	D/	D/	1,051	18	13	714
	20,001 - 24,000	0	0	0	D/	D/	431	D/	D/	828	17	10	618
	24,001 - 28,000	0	0	0	D/	D/	221	D/	D/	540	12	4	328
	28,001 - 32,000	0	0	0	D/	D/	82	D/	D/	400	12	3	214
	32,001 and over	0	0	0	0	0	0	D/	A/	187	D/	A/	187
	<b>TOTALS</b>	<b>D/</b>	<b>A/</b>	<b>\$75</b>	<b>71</b>	<b>\$37</b>	<b>\$516</b>	<b>38</b>	<b>\$31</b>	<b>\$816</b>	<b>D/</b>	<b>D/</b>	<b>\$611</b>
<b>All</b>													
	\$0 - \$4,000	D/	D/	\$51	D/	D/	\$309	D/	D/	\$252	33	\$4	\$118
	4,001 - 8,000	37	4	101	D/	D/	639	D/	D/	647	51	13	250
	8,001 - 12,000	17	1	42	21	16	781	11	12	1,071	49	29	590
	12,001 - 16,000	D/	A/	33	D/	D/	713	17	22	1,266	31	31	994
	16,001 - 20,000	0	0	0	13	8	585	17	18	1,076	30	26	863
	20,001 - 24,000	0	0	0	14	6	452	16	11	702	30	18	585
	24,001 - 28,000	0	0	0	15	4	273	11	7	667	26	11	440
	28,001 - 32,000	0	0	0	12	1	97	20	9	448	32	10	316
	32,001 and over	0	0	0	D/	A/	8	D/	D/	209	20	4	199
	<b>TOTALS</b>	<b>79</b>	<b>\$6</b>	<b>\$72</b>	<b>101</b>	<b>\$50</b>	<b>\$497</b>	<b>122</b>	<b>\$89</b>	<b>\$733</b>	<b>302</b>	<b>\$145</b>	<b>\$481</b>

\* Includes Married filing Separate status.

A/ Amount is less than \$500.

D/ Tax Law prohibits the disclosure of individual taxpayer information.

# Herkimer County

Filing Status	Earned Income	Number of Qualifying Children									Total		
		None			One			More than One			#	Credits (000's)	Avg. Credit
		#	Credits (000's)	Avg. Credit	#	Credits (000's)	Avg. Credit	#	Credits (000's)	Avg. Credit			
<b>Single</b>													
	\$0 - \$4,000	195	\$10	\$49	10	\$2	\$215	17	\$5	\$313	222	\$17	\$77
	4,001 - 8,000	288	30	105	23	12	543	21	13	641	332	56	169
	8,001 - 12,000	109	3	28	26	20	785	19	22	1,156	154	45	295
	12,001 - 16,000	0	0	0	15	11	759	10	13	1,253	25	24	956
	16,001 - 20,000	0	0	0	D/	D/	588	D/	D/	1,107	22	16	729
	20,001 - 24,000	0	0	0	D/	D/	443	D/	D/	865	19	11	599
	24,001 - 28,000	0	0	0	D/	D/	285	D/	D/	628	15	6	399
	28,001 - 32,000	0	0	0	D/	D/	95	D/	D/	357	D/	D/	183
	32,001 and over	0	0	0	0	0	0	D/	A/	175	D/	A/	175
	<b>TOTALS</b>	<b>592</b>	<b>\$43</b>	<b>\$72</b>	<b>120</b>	<b>\$65</b>	<b>\$540</b>	<b>90</b>	<b>\$71</b>	<b>\$786</b>	<b>802</b>	<b>\$178</b>	<b>\$222</b>
<b>Married Filing Joint</b>													
	\$0 - \$4,000	56	\$2	\$39	20	\$6	\$284	31	\$14	\$437	107	\$21	\$200
	4,001 - 8,000	44	4	100	29	17	598	48	34	701	121	55	458
	8,001 - 12,000	46	4	78	46	37	811	76	89	1,168	168	130	772
	12,001 - 16,000	11	A/	27	49	37	762	108	138	1,281	168	176	1,047
	16,001 - 20,000	0	0	0	52	32	623	126	149	1,179	178	181	1,017
	20,001 - 24,000	0	0	0	78	36	463	123	109	882	201	145	720
	24,001 - 28,000	0	0	0	63	19	300	124	82	663	187	101	541
	28,001 - 32,000	0	0	0	60	8	131	145	63	435	205	71	346
	32,001 and over	0	0	0	22	1	49	170	32	190	192	33	174
	<b>TOTALS</b>	<b>157</b>	<b>\$10</b>	<b>\$67</b>	<b>419</b>	<b>\$194</b>	<b>\$463</b>	<b>951</b>	<b>\$709</b>	<b>\$746</b>	<b>1,527</b>	<b>\$914</b>	<b>\$598</b>
<b>Head of Household*</b>													
	\$0 - \$4,000	D/	A/	\$43	92	\$23	\$250	65	\$22	\$333	164	\$45	\$274
	4,001 - 8,000	11	1	109	136	85	623	86	63	732	233	149	639
	8,001 - 12,000	10	A/	41	177	142	800	125	148	1,183	312	290	929
	12,001 - 16,000	0	0	0	187	134	717	138	174	1,264	325	308	949
	16,001 - 20,000	0	0	0	195	109	560	131	137	1,047	326	246	756
	20,001 - 24,000	0	0	0	204	80	394	153	122	797	357	202	567
	24,001 - 28,000	0	0	0	178	40	223	89	52	579	267	91	342
	28,001 - 32,000	0	0	0	96	9	98	D/	D/	349	D/	D/	211
	32,001 and over	0	0	0	0	0	0	D/	D/	150	D/	D/	150
	<b>TOTALS</b>	<b>28</b>	<b>\$2</b>	<b>\$68</b>	<b>1,265</b>	<b>\$622</b>	<b>\$492</b>	<b>930</b>	<b>\$754</b>	<b>\$811</b>	<b>2,223</b>	<b>\$1,378</b>	<b>\$620</b>
<b>All</b>													
	\$0 - \$4,000	258	\$12	\$47	122	\$31	\$253	113	\$40	\$358	493	\$83	\$169
	4,001 - 8,000	343	36	104	188	114	609	155	110	710	686	260	379
	8,001 - 12,000	165	7	43	249	199	801	220	259	1,176	634	465	734
	12,001 - 16,000	11	A/	27	251	183	728	256	325	1,271	518	508	981
	16,001 - 20,000	0	0	0	263	151	574	263	292	1,112	526	443	843
	20,001 - 24,000	0	0	0	294	122	414	283	237	836	577	358	621
	24,001 - 28,000	0	0	0	251	61	245	218	137	628	469	198	423
	28,001 - 32,000	0	0	0	164	18	110	227	92	404	391	110	281
	32,001 and over	0	0	0	22	1	49	236	42	179	258	43	168
	<b>TOTALS</b>	<b>777</b>	<b>\$55</b>	<b>\$71</b>	<b>1,804</b>	<b>\$881</b>	<b>\$488</b>	<b>1,971</b>	<b>\$1,534</b>	<b>\$778</b>	<b>4,552</b>	<b>\$2,470</b>	<b>\$543</b>

\* Includes Married Filing Separate status.

A/ Amount is less than \$500.

D/ Tax Law prohibits the disclosure of individual taxpayer information.

# Jefferson County

Filing Status	Earned Income	Number of Qualifying Children									Total		
		None			One			More than One			#	Credits (000's)	Avg. Credit
		#	Credits (000's)	Avg. Credit	#	Credits (000's)	Avg. Credit	#	Credits (000's)	Avg. Credit			
<b>Single</b>													
	\$0 - \$4,000	369	\$18	\$47	41	\$11	\$257	32	\$9	\$281	442	\$37	\$84
	4,001 - 8,000	464	48	103	75	46	608	34	24	708	573	118	205
	8,001 - 12,000	234	8	33	48	38	785	30	33	1,115	312	79	253
	12,001 - 16,000	0	0	0	38	29	756	19	25	1,307	57	54	940
	16,001 - 20,000	0	0	0	25	15	611	D/	D/	1,054	34	25	728
	20,001 - 24,000	0	0	0	21	9	448	D/	D/	793	26	13	515
	24,001 - 28,000	0	0	0	10	2	225	D/	D/	661	D/	D/	326
	28,001 - 32,000	0	0	0	D/	A/	106	0	0	0	D/	A/	106
	32,001 and over	0	0	0	0	0	0	D/	A/	117	D/	A/	117
	<b>TOTALS</b>	<b>1,067</b>	<b>\$73</b>	<b>\$69</b>	<b>262</b>	<b>\$150</b>	<b>\$572</b>	<b>134</b>	<b>\$107</b>	<b>\$798</b>	<b>1,463</b>	<b>\$330</b>	<b>\$226</b>
<b>Married Filing Joint</b>													
	\$0 - \$4,000	87	\$4	\$43	40	\$11	\$268	78	\$24	\$308	205	\$38	\$188
	4,001 - 8,000	89	9	105	69	44	641	103	74	716	261	127	488
	8,001 - 12,000	87	6	74	120	94	784	129	155	1,199	336	255	759
	12,001 - 16,000	56	1	21	99	77	780	210	272	1,296	365	351	960
	16,001 - 20,000	0	0	0	108	70	646	196	226	1,151	304	295	972
	20,001 - 24,000	0	0	0	119	55	460	217	187	861	336	242	719
	24,001 - 28,000	0	0	0	102	32	311	195	129	662	297	161	542
	28,001 - 32,000	0	0	0	88	11	131	207	93	451	295	105	355
	32,001 and over	0	0	0	32	1	42	285	53	187	317	55	173
	<b>TOTALS</b>	<b>319</b>	<b>\$21</b>	<b>\$65</b>	<b>777</b>	<b>\$395</b>	<b>\$509</b>	<b>1,620</b>	<b>\$1,213</b>	<b>\$749</b>	<b>2,716</b>	<b>\$1,629</b>	<b>\$600</b>
<b>Head of Household*</b>													
	\$0 - \$4,000	D/	A/	\$40	117	\$30	\$261	75	\$24	\$320	200	\$55	\$274
	4,001 - 8,000	11	1	106	213	134	630	140	104	739	364	239	656
	8,001 - 12,000	16	1	48	325	258	793	248	292	1,177	589	550	934
	12,001 - 16,000	0	0	0	333	241	723	248	312	1,258	581	553	952
	16,001 - 20,000	0	0	0	299	168	562	202	207	1,024	501	375	748
	20,001 - 24,000	0	0	0	234	93	396	160	128	800	394	220	560
	24,001 - 28,000	0	0	0	181	41	229	D/	D/	581	D/	D/	385
	28,001 - 32,000	0	0	0	117	11	93	97	36	367	214	46	217
	32,001 and over	0	0	0	0	0	0	D/	D/	138	D/	D/	138
	<b>TOTALS</b>	<b>35</b>	<b>\$2</b>	<b>\$65</b>	<b>1,819</b>	<b>\$976</b>	<b>\$537</b>	<b>1,369</b>	<b>\$1,193</b>	<b>\$872</b>	<b>3,223</b>	<b>\$2,171</b>	<b>\$674</b>
<b>All</b>													
	\$0 - \$4,000	464	\$22	\$46	198	\$52	\$261	185	\$57	\$308	847	\$130	\$154
	4,001 - 8,000	564	59	104	357	224	628	277	201	727	1,198	484	404
	8,001 - 12,000	337	15	44	493	389	790	407	480	1,179	1,237	884	715
	12,001 - 16,000	56	1	21	470	347	738	477	609	1,277	1,003	957	954
	16,001 - 20,000	0	0	0	432	253	586	407	442	1,086	839	695	828
	20,001 - 24,000	0	0	0	374	157	419	382	319	834	756	475	629
	24,001 - 28,000	0	0	0	293	75	257	342	215	628	635	290	457
	28,001 - 32,000	0	0	0	209	23	109	304	129	424	513	152	296
	32,001 and over	0	0	0	32	1	42	342	61	179	374	63	167
	<b>TOTALS</b>	<b>1,421</b>	<b>\$96</b>	<b>\$68</b>	<b>2,858</b>	<b>\$1,521</b>	<b>\$532</b>	<b>3,123</b>	<b>\$2,513</b>	<b>\$805</b>	<b>7,402</b>	<b>\$4,130</b>	<b>\$558</b>

\* Includes Married Filing Separate status.

A/ Amount is less than \$500.

D/ Tax Law prohibits the disclosure of individual taxpayer information.

# Lewis County

Filing Status	Earned Income	Number of Qualifying Children									Total		
		None			One			More than One			#	Credits (000's)	Avg. Credit
		#	Credits (000's)	Avg. Credit	#	Credits (000's)	Avg. Credit	#	Credits (000's)	Avg. Credit			
<b>Single</b>													
	\$0 - \$4,000	76	\$4	\$48	15	\$4	\$267	11	\$3	\$281	102	\$11	\$105
	4,001 - 8,000	93	10	106	21	13	615	13	9	684	127	32	249
	8,001 - 12,000	66	2	34	17	12	704	D/	D/	1,059	86	17	202
	12,001 - 16,000	0	0	0	D/	D/	771	D/	D/	1,295	D/	D/	946
	16,001 - 20,000	0	0	0	D/	D/	563	D/	D/	1,049	13	9	675
	20,001 - 24,000	0	0	0	D/	D/	419	D/	D/	969	D/	D/	529
	24,001 - 28,000	0	0	0	D/	A/	215	0	0	0	D/	A/	215
	28,001 - 32,000	0	0	0	D/	A/	47	0	0	0	D/	A/	47
	32,001 and over	0	0	0	0	0	0	0	0	0	0	0	0
	<b>TOTALS</b>	<b>235</b>	<b>\$16</b>	<b>\$67</b>	<b>76</b>	<b>\$41</b>	<b>\$543</b>	<b>34</b>	<b>\$23</b>	<b>\$681</b>	<b>345</b>	<b>\$80</b>	<b>\$232</b>
<b>Married Filing Joint</b>													
	\$0 - \$4,000	39	\$2	\$44	D/	D/	\$202	24	\$7	\$293	72	\$11	\$147
	4,001 - 8,000	24	3	115	23	14	598	19	14	727	66	30	460
	8,001 - 12,000	27	2	85	22	17	762	48	57	1,187	97	76	784
	12,001 - 16,000	12	A/	24	33	25	755	47	58	1,236	92	83	905
	16,001 - 20,000	0	0	0	D/	D/	626	D/	D/	1,119	77	72	940
	20,001 - 24,000	0	0	0	D/	D/	460	D/	D/	823	103	76	738
	24,001 - 28,000	0	0	0	24	6	263	70	46	662	94	53	560
	28,001 - 32,000	0	0	0	30	4	137	73	32	438	103	36	350
	32,001 and over	0	0	0	10	A/	40	87	14	157	97	14	145
	<b>TOTALS</b>	<b>102</b>	<b>\$7</b>	<b>\$69</b>	<b>203</b>	<b>\$97</b>	<b>\$476</b>	<b>496</b>	<b>\$348</b>	<b>\$701</b>	<b>801</b>	<b>\$451</b>	<b>\$564</b>
<b>Head of Household*</b>													
	\$0 - \$4,000	D/	A/	\$41	13	\$3	\$202	14	\$5	\$323	30	\$7	\$242
	4,001 - 8,000	D/	A/	101	34	21	622	26	20	754	63	41	651
	8,001 - 12,000	D/	A/	34	68	55	804	45	51	1,142	116	106	915
	12,001 - 16,000	0	0	0	51	37	734	37	47	1,279	88	85	963
	16,001 - 20,000	0	0	0	70	39	557	44	46	1,035	114	85	741
	20,001 - 24,000	0	0	0	46	17	378	40	32	811	86	50	579
	24,001 - 28,000	0	0	0	D/	D/	213	15	9	601	D/	D/	329
	28,001 - 32,000	0	0	0	D/	D/	75	20	7	349	D/	D/	203
	32,001 and over	0	0	0	0	0	0	13	2	172	13	2	172
	<b>TOTALS</b>	<b>9</b>	<b>\$1</b>	<b>\$59</b>	<b>340</b>	<b>\$181</b>	<b>\$533</b>	<b>254</b>	<b>\$219</b>	<b>\$862</b>	<b>603</b>	<b>\$401</b>	<b>\$665</b>
<b>All</b>													
	\$0 - \$4,000	118	\$5	\$46	37	\$8	\$228	49	\$15	\$299	204	\$29	\$140
	4,001 - 8,000	120	13	108	78	48	613	58	42	729	256	103	403
	8,001 - 12,000	96	5	48	107	83	779	96	112	1,162	299	200	667
	12,001 - 16,000	12	A/	24	90	67	744	87	109	1,256	189	177	934
	16,001 - 20,000	0	0	0	108	62	575	96	104	1,079	204	166	812
	20,001 - 24,000	0	0	0	74	30	407	120	98	820	194	128	662
	24,001 - 28,000	0	0	0	61	14	233	85	55	651	146	70	476
	28,001 - 32,000	0	0	0	54	6	109	93	39	419	147	45	305
	32,001 and over	0	0	0	10	A/	40	100	16	159	110	16	148
	<b>TOTALS</b>	<b>346</b>	<b>\$23</b>	<b>\$67</b>	<b>619</b>	<b>\$319</b>	<b>\$516</b>	<b>784</b>	<b>\$590</b>	<b>\$752</b>	<b>1,749</b>	<b>\$933</b>	<b>\$533</b>

\* Includes Married Filing Separate status.

A/ Amount is less than \$500.

D/ Tax Law prohibits the disclosure of individual taxpayer information.

# Livingston County

Filing Status	Earned Income	Number of Qualifying Children									Total		
		None			One			More than One			#	Credits (000's)	Avg. Credit
		#	Credits (000's)	Avg. Credit	#	Credits (000's)	Avg. Credit	#	Credits (000's)	Avg. Credit			
<b>Single</b>													
	\$0 - \$4,000	180	\$8	\$47	22	\$7	\$305	13	\$4	\$332	215	\$19	\$90
	4,001 - 8,000	215	22	102	34	21	606	10	7	657	260	49	190
	8,001 - 12,000	125	5	39	37	29	789	10	11	1,080	172	45	261
	12,001 - 16,000	0	0	0	D/	D/	772	D/	D/	1,298	26	24	934
	16,001 - 20,000	0	0	0	D/	D/	607	D/	D/	1,185	18	13	703
	20,001 - 24,000	0	0	0	D/	D/	437	D/	D/	840	18	10	571
	24,001 - 28,000	0	0	0	D/	D/	240	D/	D/	640	13	4	301
	28,001 - 32,000	0	0	0	D/	A/	148	0	0	0	D/	A/	148
	32,001 and over	0	0	0	0	0	0	D/	A/	34	D/	A/	34
	<b>TOTALS</b>	<b>520</b>	<b>\$35</b>	<b>\$68</b>	<b>150</b>	<b>\$88</b>	<b>\$584</b>	<b>54</b>	<b>\$42</b>	<b>\$778</b>	<b>725</b>	<b>\$165</b>	<b>\$227</b>
<b>Married Filing Joint</b>													
	\$0 - \$4,000	22	\$1	\$40	12	\$4	\$296	18	\$5	\$276	52	\$9	\$180
	4,001 - 8,000	26	3	113	21	13	630	30	22	748	77	39	501
	8,001 - 12,000	40	3	85	44	32	733	60	67	1,119	144	103	714
	12,001 - 16,000	13	A/	32	37	28	750	59	72	1,220	109	100	919
	16,001 - 20,000	0	0	0	52	33	642	70	78	1,120	122	112	916
	20,001 - 24,000	0	0	0	45	20	441	72	60	828	117	79	679
	24,001 - 28,000	0	0	0	D/	D/	295	D/	D/	658	131	71	539
	28,001 - 32,000	0	0	0	D/	D/	138	88	37	425	D/	D/	322
	32,001 and over	0	0	0	12	1	44	D/	D/	178	D/	D/	168
	<b>TOTALS</b>	<b>101</b>	<b>\$8</b>	<b>\$75</b>	<b>315</b>	<b>\$150</b>	<b>\$476</b>	<b>634</b>	<b>\$426</b>	<b>\$673</b>	<b>1,050</b>	<b>\$584</b>	<b>\$556</b>
<b>Head of Household*</b>													
	\$0 - \$4,000	D/	A/	\$34	72	\$18	\$252	46	\$14	\$303	126	\$32	\$257
	4,001 - 8,000	D/	D/	115	125	78	625	69	48	701	199	127	638
	8,001 - 12,000	D/	A/	37	142	113	797	122	147	1,202	270	260	963
	12,001 - 16,000	0	0	0	159	112	706	110	135	1,231	269	248	921
	16,001 - 20,000	0	0	0	141	79	560	125	125	997	266	204	765
	20,001 - 24,000	0	0	0	119	47	398	80	62	780	199	110	552
	24,001 - 28,000	0	0	0	122	28	227	79	44	563	201	72	359
	28,001 - 32,000	0	0	0	84	6	70	58	20	353	142	26	186
	32,001 and over	0	0	0	0	0	0	45	6	126	45	6	126
	<b>TOTALS</b>	<b>19</b>	<b>\$1</b>	<b>\$56</b>	<b>964</b>	<b>\$482</b>	<b>\$500</b>	<b>734</b>	<b>\$602</b>	<b>\$820</b>	<b>1,717</b>	<b>\$1,085</b>	<b>\$632</b>
<b>All</b>													
	\$0 - \$4,000	210	\$10	\$45	106	\$28	\$268	77	\$23	\$301	393	\$61	\$156
	4,001 - 8,000	246	25	104	180	112	622	109	77	710	536	215	401
	8,001 - 12,000	171	9	50	223	175	783	192	225	1,170	586	408	696
	12,001 - 16,000	13	A/	32	214	154	719	177	218	1,231	404	372	921
	16,001 - 20,000	0	0	0	208	122	584	198	207	1,043	406	328	808
	20,001 - 24,000	0	0	0	176	72	411	158	127	805	334	200	597
	24,001 - 28,000	0	0	0	176	43	244	169	104	613	345	147	425
	28,001 - 32,000	0	0	0	134	13	96	146	58	396	280	71	252
	32,001 and over	0	0	0	12	1	44	196	32	165	208	33	158
	<b>TOTALS</b>	<b>640</b>	<b>\$44</b>	<b>\$69</b>	<b>1,429</b>	<b>\$719</b>	<b>\$503</b>	<b>1,422</b>	<b>\$1,070</b>	<b>\$753</b>	<b>3,492</b>	<b>\$1,834</b>	<b>\$525</b>

\* Includes Married Filing Separate status.

A/ Amount is less than \$500.

D/ Tax Law prohibits the disclosure of individual taxpayer information.

# Madison County

Filing Status	Earned Income	Number of Qualifying Children									Total		
		None			One			More than One			#	Credits (000's)	Avg. Credit
		#	Credits (000's)	Avg. Credit	#	Credits (000's)	Avg. Credit	#	Credits (000's)	Avg. Credit			
<b>Single</b>													
	\$0 - \$4,000	198	\$9	\$45	40	\$11	\$269	30	\$8	\$276	268	\$28	\$104
	4,001 - 8,000	289	31	106	74	43	587	29	20	684	392	94	239
	8,001 - 12,000	124	4	34	42	33	788	33	39	1,191	199	77	385
	12,001 - 16,000	0	0	0	22	16	738	15	19	1,290	37	36	962
	16,001 - 20,000	0	0	0	17	10	610	D/	D/	1,119	23	17	743
	20,001 - 24,000	0	0	0	12	5	436	D/	D/	917	18	11	596
	24,001 - 28,000	0	0	0	D/	D/	247	D/	4	617	D/	6	406
	28,001 - 32,000	0	0	0	D/	A/	107	D/	A/	232	D/	1	132
	32,001 and over	0	0	0	0	0	0	D/	A/	264	D/	A/	264
	<b>TOTALS</b>	<b>611</b>	<b>\$44</b>	<b>\$71</b>	<b>219</b>	<b>\$121</b>	<b>\$555</b>	<b>127</b>	<b>\$103</b>	<b>\$812</b>	<b>957</b>	<b>\$268</b>	<b>\$280</b>
<b>Married Filing Joint</b>													
	\$0 - \$4,000	50	\$2	\$40	18	\$5	\$288	22	\$8	\$345	90	\$15	\$164
	4,001 - 8,000	38	4	105	17	10	611	50	36	728	105	51	484
	8,001 - 12,000	31	2	78	41	30	743	58	69	1,183	130	101	781
	12,001 - 16,000	11	A/	26	42	33	778	95	122	1,281	148	155	1,045
	16,001 - 20,000	0	0	0	42	26	619	104	121	1,164	146	147	1,007
	20,001 - 24,000	0	0	0	49	22	441	101	85	846	150	107	714
	24,001 - 28,000	0	0	0	73	22	295	108	70	651	181	92	507
	28,001 - 32,000	0	0	0	53	8	144	136	59	433	189	66	352
	32,001 and over	0	0	0	22	1	36	165	33	197	187	33	178
	<b>TOTALS</b>	<b>130</b>	<b>\$9</b>	<b>\$67</b>	<b>357</b>	<b>\$156</b>	<b>\$438</b>	<b>839</b>	<b>\$603</b>	<b>\$718</b>	<b>1,326</b>	<b>\$767</b>	<b>\$579</b>
<b>Head of Household*</b>													
	\$0 - \$4,000	D/	A/	\$21	49	\$13	\$264	40	\$13	\$329	92	\$26	\$284
	4,001 - 8,000	D/	D/	98	92	56	614	70	48	692	171	106	618
	8,001 - 12,000	D/	A/	42	148	119	801	107	128	1,193	261	246	944
	12,001 - 16,000	0	0	0	172	124	718	121	155	1,277	293	278	949
	16,001 - 20,000	0	0	0	199	108	545	132	133	1,010	331	242	730
	20,001 - 24,000	0	0	0	169	66	388	122	99	809	291	164	565
	24,001 - 28,000	0	0	0	150	34	227	D/	D/	575	D/	D/	377
	28,001 - 32,000	0	0	0	76	6	85	D/	D/	358	D/	D/	231
	32,001 and over	0	0	0	0	0	0	D/	D/	132	D/	D/	132
	<b>TOTALS</b>	<b>18</b>	<b>\$1</b>	<b>\$66</b>	<b>1,055</b>	<b>\$526</b>	<b>\$499</b>	<b>841</b>	<b>\$679</b>	<b>\$807</b>	<b>1,914</b>	<b>\$1,206</b>	<b>\$630</b>
<b>All</b>													
	\$0 - \$4,000	251	\$11	\$43	107	\$29	\$270	92	\$29	\$315	450	\$69	\$153
	4,001 - 8,000	336	35	105	183	110	602	149	105	702	668	250	375
	8,001 - 12,000	161	7	43	231	182	788	198	236	1,190	590	425	720
	12,001 - 16,000	11	A/	26	236	172	731	231	296	1,280	478	468	980
	16,001 - 20,000	0	0	0	258	145	561	242	261	1,079	500	406	812
	20,001 - 24,000	0	0	0	230	92	402	229	190	828	459	282	615
	24,001 - 28,000	0	0	0	231	58	249	228	140	612	459	197	429
	28,001 - 32,000	0	0	0	133	15	109	224	90	403	357	105	293
	32,001 and over	0	0	0	22	1	36	214	39	183	236	40	169
	<b>TOTALS</b>	<b>759</b>	<b>\$54</b>	<b>\$71</b>	<b>1,631</b>	<b>\$804</b>	<b>\$493</b>	<b>1,807</b>	<b>\$1,385</b>	<b>\$766</b>	<b>4,197</b>	<b>\$2,242</b>	<b>\$534</b>

\* Includes Married Filing Separate status.

A/ Amount is less than \$500.

D/ Tax Law prohibits the disclosure of individual taxpayer information.

# Monroe County

Filing Status	Earned Income	Number of Qualifying Children									Total			
		None			One			More than One			#	Credits (000's)	Avg. Credit	
		#	Credits (000's)	Avg. Credit	#	Credits (000's)	Avg. Credit	#	Credits (000's)	Avg. Credit				
<b>Single</b>														
	\$0 - \$4,000	2,566	\$121	\$47	475	\$122	\$257	293	\$94	\$322	3,334	\$338	\$101	
	4,001 - 8,000	3,103	330	106	569	345	607	308	216	703	3,980	891	224	
	8,001 - 12,000	D/	D/	34	407	318	781	D/	D/	1,151	2,287	659	288	
	12,001 - 16,000	D/	A/	2	272	206	756	D/	D/	1,277	420	392	933	
	16,001 - 20,000	0	0	0	207	125	602	96	103	1,074	303	228	752	
	20,001 - 24,000	0	0	0	135	59	436	54	45	827	189	104	548	
	24,001 - 28,000	0	0	0	92	24	265	44	26	601	136	51	374	
	28,001 - 32,000	0	0	0	49	5	103	29	12	406	78	17	216	
	32,001 and over	0	0	0	0	0	0	D/	D/	88	D/	D/	88	
	<b>TOTALS</b>	<b>7,303</b>	<b>\$507</b>	<b>\$69</b>	<b>2,206</b>	<b>\$1,204</b>	<b>\$546</b>	<b>1,227</b>	<b>\$969</b>	<b>\$790</b>	<b>10,736</b>	<b>\$2,680</b>	<b>\$250</b>	
<b>Married Filing Joint</b>														
	\$0 - \$4,000	230	\$9	\$40	119	\$28	\$238	164	\$57	\$347	513	\$94	\$184	
	4,001 - 8,000	226	24	107	146	87	598	211	148	699	583	259	444	
	8,001 - 12,000	D/	D/	80	222	174	783	D/	D/	1,170	833	633	760	
	12,001 - 16,000	D/	D/	23	256	196	766	D/	D/	1,285	810	780	963	
	16,001 - 20,000	0	0	0	285	180	631	520	599	1,152	805	779	968	
	20,001 - 24,000	0	0	0	333	150	449	595	518	870	928	667	719	
	24,001 - 28,000	0	0	0	355	104	294	625	407	651	980	511	522	
	28,001 - 32,000	0	0	0	324	46	142	671	292	435	995	338	340	
	32,001 and over	0	0	0	123	6	45	955	185	194	1,078	191	177	
	<b>TOTALS</b>	<b>792</b>	<b>\$55</b>	<b>\$69</b>	<b>2,163</b>	<b>\$971</b>	<b>\$449</b>	<b>4,570</b>	<b>\$3,228</b>	<b>\$706</b>	<b>7,525</b>	<b>\$4,253</b>	<b>\$565</b>	
<b>Head of Household*</b>														
	\$0 - \$4,000	52	\$3	\$51	1,208	\$308	\$255	944	\$330	\$350	2,204	\$641	\$291	
	4,001 - 8,000	74	8	104	1,685	1,028	610	1,432	1,047	731	3,191	2,083	653	
	8,001 - 12,000	100	5	46	2,052	1,648	803	2,048	2,428	1,186	4,200	4,081	972	
	12,001 - 16,000	0	0	0	2,009	1,454	724	2,253	2,845	1,263	4,262	4,298	1,009	
	16,001 - 20,000	0	0	0	2,046	1,164	569	2,160	2,226	1,031	4,206	3,391	806	
	20,001 - 24,000	0	0	0	1,967	785	399	2,008	1,617	805	3,975	2,402	604	
	24,001 - 28,000	0	0	0	1,637	375	229	1,732	1,003	579	3,369	1,377	409	
	28,001 - 32,000	0	0	0	1,123	93	83	1,263	457	362	2,386	551	231	
	32,001 and over	0	0	0	0	0	0	783	112	143	783	112	143	
	<b>TOTALS</b>	<b>226</b>	<b>\$15</b>	<b>\$66</b>	<b>13,727</b>	<b>\$6,856</b>	<b>\$499</b>	<b>14,623</b>	<b>\$12,066</b>	<b>\$825</b>	<b>28,576</b>	<b>\$18,937</b>	<b>\$663</b>	
<b>All</b>														
	\$0 - \$4,000	2,848	\$133	\$47	1,802	\$459	\$255	1,401	\$482	\$344	6,051	\$1,074	\$177	
	4,001 - 8,000	3,403	362	106	2,400	1,461	609	1,951	1,411	723	7,754	3,234	417	
	8,001 - 12,000	1,967	79	40	2,681	2,140	798	2,672	3,154	1,180	7,320	5,373	734	
	12,001 - 16,000	103	2	23	2,537	1,855	731	2,852	3,613	1,267	5,492	5,471	996	
	16,001 - 20,000	0	0	0	2,538	1,469	579	2,776	2,929	1,055	5,314	4,398	828	
	20,001 - 24,000	0	0	0	2,435	994	408	2,657	2,179	820	5,092	3,173	623	
	24,001 - 28,000	0	0	0	2,084	503	241	2,401	1,436	598	4,485	1,940	432	
	28,001 - 32,000	0	0	0	1,496	144	96	1,963	761	388	3,459	906	262	
	32,001 and over	0	0	0	123	6	45	1,747	298	171	1,870	303	162	
	<b>TOTALS</b>	<b>8,321</b>	<b>\$576</b>	<b>\$69</b>	<b>18,096</b>	<b>\$9,031</b>	<b>\$499</b>	<b>20,420</b>	<b>\$16,263</b>	<b>\$796</b>	<b>46,837</b>	<b>\$25,870</b>	<b>\$552</b>	

\* Includes Married Filing Separate status.

A/ Amount is less than \$500.

D/ Tax Law prohibits the disclosure of individual taxpayer information.

# Montgomery County

Filing Status	Earned Income	Number of Qualifying Children									Total		
		None			One			More than One			#	Credits (000's)	Avg. Credit
		#	Credits (000's)	Avg. Credit	#	Credits (000's)	Avg. Credit	#	Credits (000's)	Avg. Credit			
<b>Single</b>													
	\$0 - \$4,000	195	\$9	\$48	22	\$6	\$254	D/	D/	\$166	222	\$16	\$71
	4,001 - 8,000	266	28	107	19	11	597	D/	D/	744	294	46	158
	8,001 - 12,000	139	5	33	12	10	793	19	19	1,023	170	34	198
	12,001 - 16,000	0	0	0	D/	D/	754	D/	D/	1,307	30	27	902
	16,001 - 20,000	0	0	0	D/	D/	617	D/	D/	1,070	25	18	726
	20,001 - 24,000	0	0	0	D/	D/	439	D/	D/	870	15	9	582
	24,001 - 28,000	0	0	0	D/	D/	303	D/	D/	391	11	4	335
	28,001 - 32,000	0	0	0	D/	D/	99	D/	D/	406	D/	D/	230
	32,001 and over	0	0	0	0	0	0	D/	A/	120	D/	A/	120
	<b>TOTALS</b>	<b>600</b>	<b>\$42</b>	<b>\$71</b>	<b>115</b>	<b>\$62</b>	<b>\$536</b>	<b>61</b>	<b>\$51</b>	<b>\$839</b>	<b>776</b>	<b>\$155</b>	<b>\$200</b>
<b>Married Filing Joint</b>													
	\$0 - \$4,000	31	\$1	\$38	13	\$4	\$271	24	\$7	\$304	68	\$12	\$176
	4,001 - 8,000	32	3	108	27	17	614	33	23	683	92	43	463
	8,001 - 12,000	27	2	82	31	25	808	68	83	1,217	126	110	873
	12,001 - 16,000	13	A/	23	24	19	810	76	97	1,272	113	116	1,030
	16,001 - 20,000	0	0	0	48	29	594	68	78	1,152	116	107	921
	20,001 - 24,000	0	0	0	40	18	449	81	72	885	121	90	741
	24,001 - 28,000	0	0	0	41	13	311	83	53	642	124	66	533
	28,001 - 32,000	0	0	0	41	6	144	75	34	451	116	40	342
	32,001 and over	0	0	0	23	1	50	111	21	188	134	22	164
	<b>TOTALS</b>	<b>103</b>	<b>\$7</b>	<b>\$69</b>	<b>288</b>	<b>\$131</b>	<b>\$454</b>	<b>619</b>	<b>\$467</b>	<b>\$755</b>	<b>1,010</b>	<b>\$605</b>	<b>\$599</b>
<b>Head of Household*</b>													
	\$0 - \$4,000	D/	A/	\$61	95	\$24	\$255	73	\$25	\$343	173	\$50	\$287
	4,001 - 8,000	12	1	116	176	106	602	144	103	714	332	210	633
	8,001 - 12,000	D/	A/	69	201	161	799	152	178	1,171	358	339	947
	12,001 - 16,000	0	0	0	197	143	727	174	219	1,259	371	362	976
	16,001 - 20,000	0	0	0	194	108	554	138	142	1,031	332	250	753
	20,001 - 24,000	0	0	0	189	76	401	133	108	814	322	184	572
	24,001 - 28,000	0	0	0	154	35	226	111	64	577	265	99	373
	28,001 - 32,000	0	0	0	89	7	83	D/	D/	359	D/	D/	212
	32,001 and over	0	0	0	0	0	0	D/	D/	146	D/	D/	146
	<b>TOTALS</b>	<b>22</b>	<b>\$2</b>	<b>\$93</b>	<b>1,295</b>	<b>\$660</b>	<b>\$509</b>	<b>1,037</b>	<b>D/</b>	<b>\$841</b>	<b>2,354</b>	<b>\$1,534</b>	<b>\$652</b>
<b>All</b>													
	\$0 - \$4,000	231	\$11	\$47	130	\$33	\$256	102	\$33	\$325	463	\$77	\$167
	4,001 - 8,000	310	33	107	222	134	603	186	132	710	718	299	417
	8,001 - 12,000	171	7	42	244	195	800	239	280	1,172	654	482	738
	12,001 - 16,000	13	A/	23	243	179	738	258	326	1,264	514	506	984
	16,001 - 20,000	0	0	0	261	148	566	212	227	1,071	473	375	792
	20,001 - 24,000	0	0	0	239	98	411	219	184	841	458	282	617
	24,001 - 28,000	0	0	0	202	50	246	198	119	601	400	169	422
	28,001 - 32,000	0	0	0	134	14	102	156	63	404	290	77	265
	32,001 and over	0	0	0	23	1	50	147	26	177	170	27	160
	<b>TOTALS</b>	<b>725</b>	<b>\$52</b>	<b>\$71</b>	<b>1,698</b>	<b>\$852</b>	<b>\$502</b>	<b>1,717</b>	<b>\$1,391</b>	<b>\$810</b>	<b>4,140</b>	<b>\$2,295</b>	<b>\$554</b>

\* Includes Married Filing Separate status.

A/ Amount is less than \$500.

D/ Tax Law prohibits the disclosure of individual taxpayer information.



# Nassau County

Filing Status	Earned Income	Number of Qualifying Children									Total			
		None			One			More than One			#	Credits (000's)	Avg. Credit	
		#	Credits (000's)	Avg. Credit	#	Credits (000's)	Avg. Credit	#	Credits (000's)	Avg. Credit				
<b>Single</b>														
	\$0 - \$4,000	3,035	\$160	\$53	112	\$35	\$311	41	\$20	\$479	3,188	\$214	\$67	
	4,001 - 8,000	5,559	603	109	375	250	666	58	45	779	5,992	898	150	
	8,001 - 12,000	2,768	94	34	634	502	792	173	207	1,198	3,575	804	225	
	12,001 - 16,000	D/	A/	1	487	371	762	225	287	1,274	718	658	916	
	16,001 - 20,000	0	0	0	372	232	624	115	126	1,095	487	358	735	
	20,001 - 24,000	0	0	0	235	102	434	72	61	843	307	163	530	
	24,001 - 28,000	0	0	0	177	44	248	54	34	622	231	77	335	
	28,001 - 32,000	0	0	0	105	11	103	42	16	393	147	27	185	
	32,001 and over	0	0	0	0	0	0	19	3	139	19	3	139	
	<b>TOTALS</b>	<b>11,368</b>	<b>\$857</b>	<b>\$75</b>	<b>2,497</b>	<b>\$1,547</b>	<b>\$619</b>	<b>799</b>	<b>\$798</b>	<b>\$999</b>	<b>14,664</b>	<b>\$3,202</b>	<b>\$218</b>	
<b>Married Filing Joint</b>														
	\$0 - \$4,000	D/	D/	\$44	132	\$40	\$302	210	\$115	\$547	571	\$165	\$289	
	4,001 - 8,000	422	47	112	209	134	643	204	142	695	835	323	387	
	8,001 - 12,000	464	39	85	435	344	791	458	531	1,159	1,357	914	674	
	12,001 - 16,000	D/	D/	24	460	356	775	764	992	1,298	1,425	1,353	950	
	16,001 - 20,000	0	0	0	563	369	655	821	955	1,163	1,384	1,323	956	
	20,001 - 24,000	0	0	0	601	276	460	937	838	894	1,538	1,115	725	
	24,001 - 28,000	0	0	0	562	180	320	1,070	718	671	1,632	898	550	
	28,001 - 32,000	0	0	0	484	69	143	1,044	471	451	1,528	541	354	
	32,001 and over	0	0	0	187	8	44	1,307	247	189	1,494	256	171	
	<b>TOTALS</b>	<b>1,316</b>	<b>\$102</b>	<b>\$77</b>	<b>3,633</b>	<b>\$1,777</b>	<b>\$489</b>	<b>6,815</b>	<b>\$5,009</b>	<b>\$735</b>	<b>11,764</b>	<b>\$6,887</b>	<b>\$585</b>	
<b>Head of Household*</b>														
	\$0 - \$4,000	80	\$4	\$53	642	\$197	\$308	419	\$199	\$475	1,141	\$401	\$351	
	4,001 - 8,000	143	15	106	1,693	1,113	657	611	447	732	2,448	1,575	644	
	8,001 - 12,000	183	9	51	2,783	2,243	806	1,432	1,727	1,206	4,398	3,980	905	
	12,001 - 16,000	0	0	0	2,428	1,771	729	1,705	2,163	1,268	4,133	3,933	952	
	16,001 - 20,000	0	0	0	2,389	1,372	574	1,441	1,492	1,036	3,830	2,864	748	
	20,001 - 24,000	0	0	0	2,116	843	398	1,330	1,065	801	3,446	1,908	554	
	24,001 - 28,000	0	0	0	1,899	436	230	1,209	692	572	3,108	1,128	363	
	28,001 - 32,000	0	0	0	1,408	111	79	1,106	396	358	2,514	508	202	
	32,001 and over	0	0	0	0	0	0	1,007	138	137	1,007	138	137	
	<b>TOTALS</b>	<b>406</b>	<b>\$29</b>	<b>\$70</b>	<b>15,358</b>	<b>\$8,086</b>	<b>\$527</b>	<b>10,260</b>	<b>\$8,319</b>	<b>\$811</b>	<b>26,025</b>	<b>\$16,434</b>	<b>\$631</b>	
<b>All</b>														
	\$0 - \$4,000	3,344	\$174	\$52	886	\$272	\$307	670	\$334	\$498	4,900	\$780	\$159	
	4,001 - 8,000	6,124	666	109	2,277	1,497	657	873	634	727	9,275	2,797	302	
	8,001 - 12,000	3,415	143	42	3,852	3,090	802	2,063	2,465	1,195	9,330	5,697	611	
	12,001 - 16,000	207	5	24	3,375	2,498	740	2,694	3,441	1,277	6,276	5,944	947	
	16,001 - 20,000	0	0	0	3,324	1,972	593	2,377	2,573	1,082	5,701	4,545	797	
	20,001 - 24,000	0	0	0	2,952	1,221	414	2,339	1,964	840	5,291	3,185	602	
	24,001 - 28,000	0	0	0	2,638	660	250	2,333	1,444	619	4,971	2,103	423	
	28,001 - 32,000	0	0	0	1,997	192	96	2,192	884	403	4,189	1,076	257	
	32,001 and over	0	0	0	187	8	44	2,333	388	166	2,520	396	157	
	<b>TOTALS</b>	<b>13,090</b>	<b>\$987</b>	<b>\$75</b>	<b>21,488</b>	<b>\$11,410</b>	<b>\$531</b>	<b>17,874</b>	<b>\$14,126</b>	<b>\$790</b>	<b>52,453</b>	<b>\$26,524</b>	<b>\$506</b>	

\* Includes Married Filing Separate status.

A/ Amount is less than \$500.

D/ Tax Law prohibits the disclosure of individual taxpayer information.

# Niagara County

Filing Status	Earned Income	Number of Qualifying Children									Total		
		None			One			More than One			#	Credits (000's)	Avg. Credit
		#	Credits (000's)	Avg. Credit	#	Credits (000's)	Avg. Credit	#	Credits (000's)	Avg. Credit			
<b>Single</b>													
	\$0 - \$4,000	699	\$34	\$49	91	\$21	\$229	66	\$18	\$269	856	\$73	\$85
	4,001 - 8,000	909	95	104	116	73	628	58	41	702	1,083	208	192
	8,001 - 12,000	485	15	32	81	63	774	60	69	1,156	626	147	236
	12,001 - 16,000	0	0	0	67	51	765	31	40	1,295	98	91	932
	16,001 - 20,000	0	0	0	36	22	616	16	18	1,105	52	40	766
	20,001 - 24,000	0	0	0	21	8	394	10	8	835	31	17	536
	24,001 - 28,000	0	0	0	15	4	259	D/	D/	642	22	8	381
	28,001 - 32,000	0	0	0	15	2	105	D/	D/	332	D/	D/	161
	32,001 and over	0	0	0	0	0	0	D/	A/	144	D/	A/	144
	<b>TOTALS</b>	<b>2,093</b>	<b>\$144</b>	<b>\$69</b>	<b>442</b>	<b>\$243</b>	<b>\$551</b>	<b>254</b>	<b>\$200</b>	<b>\$788</b>	<b>2,789</b>	<b>\$588</b>	<b>\$211</b>
<b>Married Filing Joint</b>													
	\$0 - \$4,000	134	\$5	\$34	44	\$9	\$197	82	\$25	\$300	260	\$38	\$145
	4,001 - 8,000	108	11	103	70	44	629	89	63	707	267	118	442
	8,001 - 12,000	102	7	71	78	62	793	149	175	1,176	329	244	742
	12,001 - 16,000	39	1	25	97	73	757	207	267	1,288	343	341	994
	16,001 - 20,000	0	0	0	155	92	592	219	245	1,117	374	336	899
	20,001 - 24,000	0	0	0	162	75	462	280	250	891	442	324	734
	24,001 - 28,000	0	0	0	151	43	283	265	169	637	416	212	508
	28,001 - 32,000	0	0	0	117	15	127	327	140	428	444	155	349
	32,001 and over	0	0	0	43	2	44	380	71	187	423	73	172
	<b>TOTALS</b>	<b>383</b>	<b>\$24</b>	<b>\$62</b>	<b>917</b>	<b>\$414</b>	<b>\$452</b>	<b>1,998</b>	<b>\$1,403</b>	<b>\$702</b>	<b>3,298</b>	<b>\$1,841</b>	<b>\$558</b>
<b>Head of Household*</b>													
	\$0 - \$4,000	19	\$1	\$52	334	\$86	\$257	237	\$73	\$307	590	\$160	\$270
	4,001 - 8,000	21	2	104	529	316	597	384	273	712	934	591	633
	8,001 - 12,000	27	1	49	664	532	801	516	613	1,188	1,207	1,146	950
	12,001 - 16,000	0	0	0	571	411	720	489	616	1,261	1,060	1,028	969
	16,001 - 20,000	0	0	0	581	330	568	493	505	1,024	1,074	835	777
	20,001 - 24,000	0	0	0	552	216	392	460	366	795	1,012	582	575
	24,001 - 28,000	0	0	0	474	108	227	387	221	571	861	329	382
	28,001 - 32,000	0	0	0	306	25	82	D/	D/	354	D/	D/	201
	32,001 and over	0	0	0	0	0	0	D/	D/	151	D/	D/	151
	<b>TOTALS</b>	<b>67</b>	<b>\$4</b>	<b>\$67</b>	<b>4,011</b>	<b>\$2,024</b>	<b>\$505</b>	<b>3,370</b>	<b>\$2,776</b>	<b>\$824</b>	<b>7,448</b>	<b>\$4,805</b>	<b>\$645</b>
<b>All</b>													
	\$0 - \$4,000	852	\$40	\$47	469	\$115	\$246	385	\$115	\$299	1,706	\$270	\$158
	4,001 - 8,000	1,038	108	104	715	433	605	531	377	710	2,284	918	402
	8,001 - 12,000	614	24	39	823	656	798	725	858	1,183	2,162	1,538	711
	12,001 - 16,000	39	1	25	735	536	729	727	923	1,270	1,501	1,460	973
	16,001 - 20,000	0	0	0	772	444	575	728	767	1,053	1,500	1,211	807
	20,001 - 24,000	0	0	0	735	299	407	750	624	831	1,485	923	621
	24,001 - 28,000	0	0	0	640	154	241	659	394	598	1,299	549	422
	28,001 - 32,000	0	0	0	438	42	95	569	225	396	1,007	267	265
	32,001 and over	0	0	0	43	2	44	548	96	176	591	98	166
	<b>TOTALS</b>	<b>2,543</b>	<b>\$173</b>	<b>\$68</b>	<b>5,370</b>	<b>\$2,682</b>	<b>\$499</b>	<b>5,622</b>	<b>\$4,379</b>	<b>\$779</b>	<b>13,535</b>	<b>\$7,234</b>	<b>\$534</b>

\* Includes Married Filing Separate status.

A/ Amount is less than \$500.

D/ Tax Law prohibits the disclosure of individual taxpayer information.

# Oneida County

Filing Status	Earned Income	Number of Qualifying Children									Total		
		None			One			More than One			#	Credits (000's)	Avg. Credit
		#	Credits (000's)	Avg. Credit	#	Credits (000's)	Avg. Credit	#	Credits (000's)	Avg. Credit			
<b>Single</b>													
	\$0 - \$4,000	829	\$43	\$52	123	\$31	\$254	105	\$30	\$283	1,057	\$104	\$98
	4,001 - 8,000	1,064	112	106	171	102	597	102	70	686	1,337	284	213
	8,001 - 12,000	D/	D/	31	114	90	785	D/	D/	1,139	668	168	251
	12,001 - 16,000	D/	A/	2	64	49	758	D/	D/	1,275	87	77	880
	16,001 - 20,000	0	0	0	52	31	605	14	15	1,061	66	46	702
	20,001 - 24,000	0	0	0	44	18	407	15	13	854	59	31	521
	24,001 - 28,000	0	0	0	29	8	265	10	7	651	39	14	364
	28,001 - 32,000	0	0	0	21	2	86	D/	D/	394	27	4	154
	32,001 and over	0	0	0	0	0	0	D/	A/	98	D/	A/	98
	<b>TOTALS</b>	<b>2,393</b>	<b>\$171</b>	<b>\$71</b>	<b>618</b>	<b>\$330</b>	<b>\$534</b>	<b>332</b>	<b>\$227</b>	<b>\$684</b>	<b>3,343</b>	<b>\$728</b>	<b>\$218</b>
<b>Married Filing Joint</b>													
	\$0 - \$4,000	109	\$4	\$40	55	\$16	\$291	117	\$53	\$453	281	\$73	\$261
	4,001 - 8,000	119	13	110	93	58	625	131	95	727	343	166	485
	8,001 - 12,000	D/	D/	81	105	79	756	D/	D/	1,205	419	317	757
	12,001 - 16,000	D/	D/	25	137	106	774	D/	D/	1,311	472	471	997
	16,001 - 20,000	0	0	0	160	104	651	308	352	1,144	468	456	975
	20,001 - 24,000	0	0	0	201	91	453	351	313	890	552	404	731
	24,001 - 28,000	0	0	0	156	46	295	353	230	652	509	276	543
	28,001 - 32,000	0	0	0	161	23	145	384	173	450	545	196	360
	32,001 and over	0	0	0	54	2	41	481	92	190	535	94	175
	<b>TOTALS</b>	<b>411</b>	<b>\$29</b>	<b>\$71</b>	<b>1,122</b>	<b>\$526</b>	<b>\$469</b>	<b>2,591</b>	<b>\$1,899</b>	<b>\$733</b>	<b>4,124</b>	<b>\$2,454</b>	<b>\$595</b>
<b>Head of Household*</b>													
	\$0 - \$4,000	14	\$1	\$44	346	\$96	\$278	244	\$95	\$388	604	\$192	\$317
	4,001 - 8,000	28	3	92	538	336	624	390	281	720	956	619	647
	8,001 - 12,000	21	1	47	621	498	802	520	619	1,190	1,162	1,118	962
	12,001 - 16,000	0	0	0	772	563	729	659	831	1,261	1,431	1,394	974
	16,001 - 20,000	0	0	0	771	443	574	656	683	1,041	1,427	1,126	789
	20,001 - 24,000	0	0	0	741	294	397	574	462	805	1,315	756	575
	24,001 - 28,000	0	0	0	515	119	230	443	256	577	958	374	391
	28,001 - 32,000	0	0	0	383	31	82	330	120	364	713	152	213
	32,001 and over	0	0	0	0	0	0	205	29	143	205	29	143
	<b>TOTALS</b>	<b>63</b>	<b>\$4</b>	<b>\$66</b>	<b>4,687</b>	<b>\$2,379</b>	<b>\$508</b>	<b>4,021</b>	<b>\$3,375</b>	<b>\$839</b>	<b>8,771</b>	<b>\$5,758</b>	<b>\$657</b>
<b>All</b>													
	\$0 - \$4,000	952	\$48	\$50	524	\$143	\$274	466	\$178	\$381	1,942	\$369	\$190
	4,001 - 8,000	1,211	128	106	802	496	618	623	446	716	2,636	1,070	406
	8,001 - 12,000	645	27	41	840	667	794	764	909	1,190	2,249	1,603	713
	12,001 - 16,000	59	1	24	973	717	737	958	1,222	1,276	1,990	1,941	975
	16,001 - 20,000	0	0	0	983	578	588	978	1,050	1,074	1,961	1,628	830
	20,001 - 24,000	0	0	0	986	403	409	940	787	837	1,926	1,191	618
	24,001 - 28,000	0	0	0	700	172	246	806	492	611	1,506	665	441
	28,001 - 32,000	0	0	0	565	57	100	720	295	410	1,285	352	274
	32,001 and over	0	0	0	54	2	41	689	121	176	743	123	166
	<b>TOTALS</b>	<b>2,867</b>	<b>\$204</b>	<b>\$71</b>	<b>6,427</b>	<b>\$3,236</b>	<b>\$503</b>	<b>6,944</b>	<b>\$5,501</b>	<b>\$792</b>	<b>16,238</b>	<b>\$8,941</b>	<b>\$551</b>

\* Includes Married Filing Separate status.

A/ Amount is less than \$500.

D/ Tax Law prohibits the disclosure of individual taxpayer information.

# Onondaga County

Filing Status	Earned Income	Number of Qualifying Children									Total			
		None			One			More than One			#	Credits (000's)	Avg. Credit	
		#	Credits (000's)	Avg. Credit	#	Credits (000's)	Avg. Credit	#	Credits (000's)	Avg. Credit				
<b>Single</b>														
	\$0 - \$4,000	1,413	\$68	\$48	438	\$110	\$251	299	\$89	\$296	2,150	\$267	\$124	
	4,001 - 8,000	1,944	206	106	554	337	608	464	327	705	2,962	870	294	
	8,001 - 12,000	D/	D/	33	366	290	792	D/	D/	1,120	1,612	608	377	
	12,001 - 16,000	D/	A/	1	189	144	760	D/	D/	1,274	295	277	940	
	16,001 - 20,000	0	0	0	117	74	629	58	64	1,101	175	137	785	
	20,001 - 24,000	0	0	0	105	45	432	40	34	855	145	80	548	
	24,001 - 28,000	0	0	0	59	15	263	20	13	640	79	28	358	
	28,001 - 32,000	0	0	0	42	4	93	13	5	416	D/	D/	169	
	32,001 and over	0	0	0	0	0	0	D/	D/	129	D/	D/	129	
	<b>TOTALS</b>	<b>4,349</b>	<b>\$307</b>	<b>\$71</b>	<b>1,870</b>	<b>\$1,019</b>	<b>\$545</b>	<b>1,261</b>	<b>\$952</b>	<b>\$755</b>	<b>7,480</b>	<b>\$2,278</b>	<b>\$305</b>	
<b>Married Filing Joint</b>														
	\$0 - \$4,000	158	\$7	\$42	88	\$18	\$200	124	\$38	\$309	370	\$63	\$169	
	4,001 - 8,000	150	15	103	123	73	595	151	104	691	424	193	455	
	8,001 - 12,000	D/	D/	78	167	132	792	D/	D/	1,139	568	438	772	
	12,001 - 16,000	D/	D/	20	178	137	770	D/	D/	1,308	605	615	1,016	
	16,001 - 20,000	0	0	0	195	124	637	386	461	1,195	581	586	1,008	
	20,001 - 24,000	0	0	0	204	94	460	418	367	877	622	460	740	
	24,001 - 28,000	0	0	0	251	72	288	477	308	646	728	380	523	
	28,001 - 32,000	0	0	0	219	31	140	485	217	448	704	248	352	
	32,001 and over	0	0	0	75	3	44	719	134	186	794	137	172	
	<b>TOTALS</b>	<b>513</b>	<b>\$34</b>	<b>\$67</b>	<b>1,500</b>	<b>\$685</b>	<b>\$456</b>	<b>3,383</b>	<b>\$2,400</b>	<b>\$710</b>	<b>5,396</b>	<b>\$3,119</b>	<b>\$578</b>	
<b>Head of Household*</b>														
	\$0 - \$4,000	30	\$1	\$48	509	\$131	\$257	374	\$127	\$340	913	\$259	\$284	
	4,001 - 8,000	37	4	106	831	520	626	664	487	733	1,532	1,011	660	
	8,001 - 12,000	39	2	46	1,144	918	803	1,077	1,286	1,194	2,260	2,206	976	
	12,001 - 16,000	0	0	0	1,227	890	725	1,226	1,555	1,269	2,453	2,445	997	
	16,001 - 20,000	0	0	0	1,242	705	567	1,176	1,223	1,040	2,418	1,928	797	
	20,001 - 24,000	0	0	0	1,225	487	397	1,132	912	806	2,357	1,399	593	
	24,001 - 28,000	0	0	0	1,033	239	231	916	532	580	1,949	771	395	
	28,001 - 32,000	0	0	0	659	57	87	722	257	356	1,381	314	228	
	32,001 and over	0	0	0	0	0	0	466	67	144	466	67	144	
	<b>TOTALS</b>	<b>106</b>	<b>\$7</b>	<b>\$67</b>	<b>7,870</b>	<b>\$3,946</b>	<b>\$501</b>	<b>7,753</b>	<b>\$6,446</b>	<b>\$831</b>	<b>15,729</b>	<b>\$10,400</b>	<b>\$661</b>	
<b>All</b>														
	\$0 - \$4,000	1,601	\$76	\$48	1,035	\$258	\$250	797	\$254	\$319	3,433	\$589	\$171	
	4,001 - 8,000	2,131	225	106	1,508	930	617	1,279	918	718	4,918	2,074	422	
	8,001 - 12,000	1,172	46	39	1,677	1,340	799	1,591	1,866	1,173	4,440	3,253	733	
	12,001 - 16,000	64	1	20	1,594	1,170	734	1,695	2,165	1,277	3,353	3,337	995	
	16,001 - 20,000	0	0	0	1,554	903	581	1,620	1,748	1,079	3,174	2,651	835	
	20,001 - 24,000	0	0	0	1,534	626	408	1,590	1,313	826	3,124	1,938	620	
	24,001 - 28,000	0	0	0	1,343	327	243	1,413	852	603	2,756	1,179	428	
	28,001 - 32,000	0	0	0	920	92	99	1,220	480	393	2,140	571	267	
	32,001 and over	0	0	0	75	3	44	1,192	201	169	1,267	205	162	
	<b>TOTALS</b>	<b>4,968</b>	<b>\$349</b>	<b>\$70</b>	<b>11,240</b>	<b>\$5,649</b>	<b>\$503</b>	<b>12,397</b>	<b>\$9,799</b>	<b>\$790</b>	<b>28,605</b>	<b>\$15,797</b>	<b>\$552</b>	

\* Includes Married Filing Separate status.

A/ Amount is less than \$500.

D/ Tax Law prohibits the disclosure of individual taxpayer information.

# Ontario County

Filing Status	Earned Income	Number of Qualifying Children									Total		
		None			One			More than One			#	Credits (000's)	Avg. Credit
		#	Credits (000's)	Avg. Credit	#	Credits (000's)	Avg. Credit	#	Credits (000's)	Avg. Credit			
<b>Single</b>													
	\$0 - \$4,000	271	\$13	\$49	49	\$11	\$222	30	\$8	\$282	350	\$33	\$93
	4,001 - 8,000	402	42	106	54	32	594	31	22	710	487	97	198
	8,001 - 12,000	227	7	33	30	23	778	20	23	1,162	277	54	195
	12,001 - 16,000	0	0	0	29	22	763	11	14	1,309	40	37	913
	16,001 - 20,000	0	0	0	26	15	590	D/	D/	1,103	30	20	658
	20,001 - 24,000	0	0	0	D/	D/	448	D/	D/	859	D/	D/	493
	24,001 - 28,000	0	0	0	15	4	251	D/	D/	702	19	7	346
	28,001 - 32,000	0	0	0	D/	A/	57	D/	D/	289	D/	D/	109
	32,001 and over	0	0	0	0	0	0	0	0	0	0	0	0
	<b>TOTALS</b>	<b>900</b>	<b>\$63</b>	<b>\$70</b>	<b>226</b>	<b>\$115</b>	<b>\$509</b>	<b>104</b>	<b>\$78</b>	<b>\$747</b>	<b>1,230</b>	<b>\$256</b>	<b>\$208</b>
<b>Married Filing Joint</b>													
	\$0 - \$4,000	55	\$2	\$39	17	\$5	\$266	23	\$8	\$327	95	\$14	\$149
	4,001 - 8,000	48	5	103	21	12	592	31	24	760	100	41	410
	8,001 - 12,000	60	5	84	57	43	752	67	79	1,179	184	127	690
	12,001 - 16,000	19	A/	25	45	35	783	87	111	1,276	151	147	971
	16,001 - 20,000	0	0	0	66	43	651	110	125	1,135	176	168	954
	20,001 - 24,000	0	0	0	D/	D/	451	D/	D/	868	189	137	722
	24,001 - 28,000	0	0	0	71	20	286	128	84	653	199	104	522
	28,001 - 32,000	0	0	0	D/	D/	127	D/	D/	426	215	71	330
	32,001 and over	0	0	0	20	1	36	213	40	187	233	41	174
	<b>TOTALS</b>	<b>182</b>	<b>\$13</b>	<b>\$69</b>	<b>432</b>	<b>\$198</b>	<b>\$457</b>	<b>928</b>	<b>\$638</b>	<b>\$688</b>	<b>1,542</b>	<b>\$849</b>	<b>\$550</b>
<b>Head of Household*</b>													
	\$0 - \$4,000	13	\$1	\$46	104	\$26	\$253	82	\$33	\$400	199	\$60	\$300
	4,001 - 8,000	8	1	97	193	122	632	148	109	739	349	232	665
	8,001 - 12,000	11	1	52	231	184	798	189	223	1,181	431	408	947
	12,001 - 16,000	0	0	0	252	181	720	210	265	1,260	462	446	965
	16,001 - 20,000	0	0	0	264	149	565	146	149	1,021	410	298	727
	20,001 - 24,000	0	0	0	231	91	394	152	123	810	383	214	559
	24,001 - 28,000	0	0	0	190	45	236	129	74	575	319	119	373
	28,001 - 32,000	0	0	0	113	10	89	102	37	361	215	47	218
	32,001 and over	0	0	0	0	0	0	81	12	151	81	12	151
	<b>TOTALS</b>	<b>32</b>	<b>\$2</b>	<b>\$61</b>	<b>1,578</b>	<b>\$809</b>	<b>\$513</b>	<b>1,239</b>	<b>\$1,025</b>	<b>\$827</b>	<b>2,849</b>	<b>\$1,836</b>	<b>\$645</b>
<b>All</b>													
	\$0 - \$4,000	339	\$16	\$47	170	\$42	\$245	135	\$49	\$362	644	\$106	\$165
	4,001 - 8,000	458	48	105	268	166	621	210	155	738	936	369	395
	8,001 - 12,000	298	13	44	318	251	788	276	325	1,179	892	589	660
	12,001 - 16,000	19	A/	25	326	239	732	308	390	1,266	653	629	963
	16,001 - 20,000	0	0	0	356	207	583	260	278	1,071	616	486	789
	20,001 - 24,000	0	0	0	313	128	409	277	232	836	590	360	610
	24,001 - 28,000	0	0	0	276	69	250	261	161	615	537	229	427
	28,001 - 32,000	0	0	0	189	19	102	250	100	398	439	119	271
	32,001 and over	0	0	0	20	1	36	294	52	177	314	53	168
	<b>TOTALS</b>	<b>1,114</b>	<b>\$78</b>	<b>\$70</b>	<b>2,236</b>	<b>\$1,122</b>	<b>\$502</b>	<b>2,271</b>	<b>\$1,741</b>	<b>\$767</b>	<b>5,621</b>	<b>\$2,941</b>	<b>\$523</b>

\* Includes Married Filing Separate status.

A/ Amount is less than \$500.

D/ Tax Law prohibits the disclosure of individual taxpayer information.

# Orange County

Filing Status	Earned Income	Number of Qualifying Children									Total		
		None			One			More than One			#	Credits (000's)	Avg. Credit
		#	Credits (000's)	Avg. Credit	#	Credits (000's)	Avg. Credit	#	Credits (000's)	Avg. Credit			
<b>Single</b>													
	\$0 - \$4,000	790	\$38	\$48	122	\$33	\$266	67	\$19	\$290	979	\$90	\$92
	4,001 - 8,000	1,259	135	107	167	101	607	92	66	718	1,518	302	199
	8,001 - 12,000	D/	D/	33	153	119	778	D/	D/	1,145	833	217	261
	12,001 - 16,000	D/	A/	1	94	70	749	D/	D/	1,306	154	146	949
	16,001 - 20,000	0	0	0	58	36	621	26	27	1,035	84	63	749
	20,001 - 24,000	0	0	0	72	31	433	17	15	854	89	46	513
	24,001 - 28,000	0	0	0	D/	D/	262	13	8	619	52	18	351
	28,001 - 32,000	0	0	0	D/	D/	91	D/	D/	451	34	6	186
	32,001 and over	0	0	0	0	0	0	D/	D/	132	D/	D/	132
	<b>TOTALS</b>	<b>2,663</b>	<b>\$193</b>	<b>\$72</b>	<b>730</b>	<b>\$403</b>	<b>\$552</b>	<b>357</b>	<b>\$294</b>	<b>\$822</b>	<b>3,750</b>	<b>\$889</b>	<b>\$237</b>
<b>Married Filing Joint</b>													
	\$0 - \$4,000	65	\$3	\$43	63	\$15	\$243	98	\$50	\$509	226	\$68	\$301
	4,001 - 8,000	109	12	112	98	63	647	98	75	769	305	151	495
	8,001 - 12,000	D/	D/	81	275	221	804	D/	D/	1,260	1,139	1,163	1,021
	12,001 - 16,000	D/	D/	24	164	127	773	D/	D/	1,334	980	1,130	1,153
	16,001 - 20,000	0	0	0	174	114	657	377	456	1,210	551	571	1,035
	20,001 - 24,000	0	0	0	188	89	473	320	289	903	508	378	744
	24,001 - 28,000	0	0	0	164	49	301	384	257	669	548	306	559
	28,001 - 32,000	0	0	0	147	20	136	345	153	443	492	173	351
	32,001 and over	0	0	0	43	2	43	470	88	188	513	90	175
	<b>TOTALS</b>	<b>363</b>	<b>\$27</b>	<b>\$73</b>	<b>1,316</b>	<b>\$701</b>	<b>\$533</b>	<b>3,583</b>	<b>\$3,303</b>	<b>\$922</b>	<b>5,262</b>	<b>\$4,030</b>	<b>\$766</b>
<b>Head of Household*</b>													
	\$0 - \$4,000	28	\$2	\$54	307	\$82	\$266	214	\$82	\$385	549	\$166	\$302
	4,001 - 8,000	34	4	110	584	370	633	375	276	736	993	650	654
	8,001 - 12,000	34	2	52	760	607	798	581	688	1,185	1,375	1,297	943
	12,001 - 16,000	0	0	0	673	482	717	642	813	1,267	1,315	1,296	985
	16,001 - 20,000	0	0	0	690	396	574	583	599	1,027	1,273	995	782
	20,001 - 24,000	0	0	0	728	288	395	607	483	796	1,335	771	577
	24,001 - 28,000	0	0	0	680	155	227	604	347	574	1,284	501	390
	28,001 - 32,000	0	0	0	504	43	86	490	176	360	994	220	221
	32,001 and over	0	0	0	0	0	0	449	60	133	449	60	133
	<b>TOTALS</b>	<b>96</b>	<b>\$7</b>	<b>\$73</b>	<b>4,926</b>	<b>\$2,423</b>	<b>\$492</b>	<b>4,545</b>	<b>\$3,525</b>	<b>\$776</b>	<b>9,567</b>	<b>\$5,954</b>	<b>\$622</b>
<b>All</b>													
	\$0 - \$4,000	883	\$42	\$48	492	\$130	\$263	379	\$152	\$400	1,754	\$323	\$184
	4,001 - 8,000	1,402	151	107	849	535	630	565	417	739	2,816	1,103	392
	8,001 - 12,000	770	32	42	1,188	947	797	1,389	1,699	1,223	3,347	2,677	800
	12,001 - 16,000	67	2	23	931	680	730	1,451	1,891	1,303	2,449	2,572	1,050
	16,001 - 20,000	0	0	0	922	547	593	986	1,082	1,097	1,908	1,628	853
	20,001 - 24,000	0	0	0	988	408	413	944	787	833	1,932	1,194	618
	24,001 - 28,000	0	0	0	883	214	242	1,001	611	611	1,884	825	438
	28,001 - 32,000	0	0	0	676	66	97	844	333	395	1,520	399	262
	32,001 and over	0	0	0	43	2	43	926	149	161	969	151	155
	<b>TOTALS</b>	<b>3,122</b>	<b>\$226</b>	<b>\$73</b>	<b>6,972</b>	<b>\$3,526</b>	<b>\$506</b>	<b>8,485</b>	<b>\$7,121</b>	<b>\$839</b>	<b>18,579</b>	<b>\$10,874</b>	<b>\$585</b>

\* Includes Married Filing Separate status.

A/ Amount is less than \$500.

D/ Tax Law prohibits the disclosure of individual taxpayer information.

# Orleans County

Filing Status	Earned Income	Number of Qualifying Children									Total		
		None			One			More than One			#	Credits (000's)	Avg. Credit
		#	Credits (000's)	Avg. Credit	#	Credits (000's)	Avg. Credit	#	Credits (000's)	Avg. Credit			
<b>Single</b>													
	\$0 - \$4,000	129	\$6	\$47	35	\$9	\$246	26	\$7	\$271	191	\$22	\$114
	4,001 - 8,000	171	18	107	31	19	614	12	8	673	214	45	212
	8,001 - 12,000	87	3	36	37	29	790	22	25	1,138	146	57	393
	12,001 - 16,000	0	0	0	D/	D/	768	D/	D/	1,316	26	23	894
	16,001 - 20,000	0	0	0	D/	D/	616	D/	D/	1,133	22	18	828
	20,001 - 24,000	0	0	0	D/	D/	386	D/	D/	854	11	7	641
	24,001 - 28,000	0	0	0	10	3	258	D/	D/	547	D/	D/	284
	28,001 - 32,000	0	0	0	D/	A/	83	D/	D/	415	D/	D/	231
	32,001 and over	0	0	0	0	0	0	D/	A/	251	D/	A/	251
	<b>TOTALS</b>	<b>387</b>	<b>\$27</b>	<b>\$71</b>	<b>156</b>	<b>\$85</b>	<b>\$546</b>	<b>87</b>	<b>\$66</b>	<b>\$757</b>	<b>631</b>	<b>\$179</b>	<b>\$283</b>
<b>Married Filing Joint</b>													
	\$0 - \$4,000	D/	D/	\$38	D/	D/	\$227	18	\$7	\$373	44	\$8	\$192
	4,001 - 8,000	29	3	114	13	8	594	29	21	732	71	32	454
	8,001 - 12,000	D/	D/	79	D/	D/	764	33	40	1,208	83	62	751
	12,001 - 16,000	D/	A/	31	31	25	793	51	67	1,312	86	92	1,065
	16,001 - 20,000	0	0	0	30	19	642	75	85	1,129	105	104	990
	20,001 - 24,000	0	0	0	31	14	436	73	63	864	104	77	737
	24,001 - 28,000	0	0	0	32	9	280	D/	D/	648	D/	D/	544
	28,001 - 32,000	0	0	0	38	5	129	D/	D/	445	D/	D/	344
	32,001 and over	0	0	0	14	1	43	D/	D/	191	D/	D/	176
	<b>TOTALS</b>	<b>78</b>	<b>\$6</b>	<b>\$78</b>	<b>220</b>	<b>\$101</b>	<b>\$460</b>	<b>567</b>	<b>\$395</b>	<b>\$697</b>	<b>865</b>	<b>\$502</b>	<b>\$581</b>
<b>Head of Household*</b>													
	\$0 - \$4,000	D/	A/	\$6	D/	D/	\$196	46	\$14	\$313	93	\$23	\$250
	4,001 - 8,000	D/	A/	77	91	59	644	62	44	707	158	103	651
	8,001 - 12,000	D/	A/	60	D/	D/	807	95	109	1,153	205	196	956
	12,001 - 16,000	0	0	0	112	79	707	116	147	1,269	228	226	993
	16,001 - 20,000	0	0	0	136	77	564	96	98	1,021	232	175	753
	20,001 - 24,000	0	0	0	121	48	395	110	90	816	231	138	595
	24,001 - 28,000	0	0	0	106	25	235	90	52	579	196	77	393
	28,001 - 32,000	0	0	0	57	6	98	59	21	349	116	26	226
	32,001 and over	0	0	0	0	0	0	44	7	154	44	7	154
	<b>TOTALS</b>	<b>10</b>	<b>\$1</b>	<b>\$58</b>	<b>775</b>	<b>\$388</b>	<b>\$501</b>	<b>718</b>	<b>\$582</b>	<b>\$811</b>	<b>1,503</b>	<b>\$971</b>	<b>\$646</b>
<b>All</b>													
	\$0 - \$4,000	153	\$7	\$45	84	\$18	\$218	90	\$28	\$313	328	\$53	\$163
	4,001 - 8,000	205	22	107	135	85	632	103	73	710	443	180	407
	8,001 - 12,000	113	5	46	171	136	797	150	174	1,163	434	316	728
	12,001 - 16,000	D/	A/	31	163	119	731	173	222	1,284	340	341	1,004
	16,001 - 20,000	0	0	0	179	104	581	180	193	1,072	359	297	827
	20,001 - 24,000	0	0	0	157	63	403	189	158	836	346	221	639
	24,001 - 28,000	0	0	0	148	36	246	172	105	611	320	142	442
	28,001 - 32,000	0	0	0	100	11	109	144	58	405	244	69	284
	32,001 and over	0	0	0	14	1	43	171	31	182	185	32	171
	<b>TOTALS</b>	<b>475</b>	<b>\$34</b>	<b>\$72</b>	<b>1,151</b>	<b>\$574</b>	<b>\$499</b>	<b>1,372</b>	<b>\$1,043</b>	<b>\$760</b>	<b>2,999</b>	<b>\$1,652</b>	<b>\$551</b>

\* Includes Married Filing Separate status.

A/ Amount is less than \$500.

D/ Tax Law prohibits the disclosure of individual taxpayer information.

# Oswego County

Filing Status	Earned Income	Number of Qualifying Children									Total		
		None			One			More than One			#	Credits (000's)	Avg. Credit
		#	Credits (000's)	Avg. Credit	#	Credits (000's)	Avg. Credit	#	Credits (000's)	Avg. Credit			
<b>Single</b>													
	\$0 - \$4,000	402	\$19	\$48	77	\$19	\$247	61	\$17	\$284	540	\$56	\$103
	4,001 - 8,000	517	54	104	107	66	615	68	49	721	692	168	243
	8,001 - 12,000	279	9	34	77	61	797	53	61	1,158	409	132	323
	12,001 - 16,000	0	0	0	50	36	711	25	33	1,308	75	68	910
	16,001 - 20,000	0	0	0	39	24	611	11	12	1,084	50	36	715
	20,001 - 24,000	0	0	0	36	15	424	10	9	874	46	24	522
	24,001 - 28,000	0	0	0	21	6	269	12	7	607	33	13	392
	28,001 - 32,000	0	0	0	D/	D/	86	D/	D/	350	D/	D/	181
	32,001 and over	0	0	0	0	0	0	D/	A/	158	D/	A/	158
	<b>TOTALS</b>	<b>1,198</b>	<b>\$83</b>	<b>\$69</b>	<b>416</b>	<b>\$227</b>	<b>\$546</b>	<b>247</b>	<b>\$190</b>	<b>\$771</b>	<b>1,861</b>	<b>\$500</b>	<b>\$269</b>
<b>Married Filing Joint</b>													
	\$0 - \$4,000	82	\$3	\$41	42	\$10	\$248	68	\$23	\$332	192	\$36	\$190
	4,001 - 8,000	91	9	103	69	42	606	91	68	749	251	119	476
	8,001 - 12,000	79	7	86	74	58	784	147	172	1,168	300	237	789
	12,001 - 16,000	39	1	22	89	69	771	206	268	1,300	334	337	1,010
	16,001 - 20,000	0	0	0	102	64	629	198	226	1,139	300	290	966
	20,001 - 24,000	0	0	0	101	47	461	198	176	888	299	222	744
	24,001 - 28,000	0	0	0	120	36	298	212	137	646	332	173	520
	28,001 - 32,000	0	0	0	104	14	139	235	102	433	339	116	343
	32,001 and over	0	0	0	49	2	40	327	62	191	376	64	171
	<b>TOTALS</b>	<b>291</b>	<b>\$20</b>	<b>\$70</b>	<b>750</b>	<b>\$342</b>	<b>\$456</b>	<b>1,682</b>	<b>\$1,233</b>	<b>\$733</b>	<b>2,723</b>	<b>\$1,595</b>	<b>\$586</b>
<b>Head of Household*</b>													
	\$0 - \$4,000	13	\$1	\$44	164	\$42	\$257	134	\$46	\$343	311	\$89	\$285
	4,001 - 8,000	12	1	103	278	173	621	206	151	732	496	325	655
	8,001 - 12,000	18	1	53	372	300	805	267	314	1,176	657	615	936
	12,001 - 16,000	0	0	0	322	230	715	261	331	1,268	583	561	963
	16,001 - 20,000	0	0	0	321	180	560	280	284	1,013	601	464	771
	20,001 - 24,000	0	0	0	322	128	399	239	192	802	561	320	570
	24,001 - 28,000	0	0	0	237	54	228	213	121	570	450	175	390
	28,001 - 32,000	0	0	0	169	13	78	D/	D/	360	D/	D/	221
	32,001 and over	0	0	0	0	0	0	D/	D/	143	D/	D/	143
	<b>TOTALS</b>	<b>43</b>	<b>\$3</b>	<b>\$64</b>	<b>2,185</b>	<b>\$1,120</b>	<b>\$513</b>	<b>1,878</b>	<b>\$1,516</b>	<b>\$807</b>	<b>4,106</b>	<b>\$2,639</b>	<b>\$643</b>
<b>All</b>													
	\$0 - \$4,000	497	\$23	\$47	283	\$72	\$253	263	\$86	\$327	1,043	\$181	\$173
	4,001 - 8,000	620	64	104	454	280	617	365	268	734	1,439	613	426
	8,001 - 12,000	376	17	46	523	419	801	467	547	1,172	1,366	983	720
	12,001 - 16,000	39	1	22	461	334	725	492	631	1,283	992	967	975
	16,001 - 20,000	0	0	0	462	268	580	489	521	1,066	951	789	830
	20,001 - 24,000	0	0	0	459	190	414	447	376	842	906	566	625
	24,001 - 28,000	0	0	0	378	95	252	437	266	608	815	361	443
	28,001 - 32,000	0	0	0	282	28	101	414	166	401	696	195	280
	32,001 and over	0	0	0	49	2	40	433	78	179	482	80	165
	<b>TOTALS</b>	<b>1,532</b>	<b>\$106</b>	<b>\$69</b>	<b>3,351</b>	<b>\$1,689</b>	<b>\$504</b>	<b>3,807</b>	<b>\$2,939</b>	<b>\$772</b>	<b>8,690</b>	<b>\$4,734</b>	<b>\$545</b>

\* Includes Married Filing Separate status.

A/ Amount is less than \$500.

D/ Tax Law prohibits the disclosure of individual taxpayer information.



# Otsego County

Filing Status	Earned Income	Number of Qualifying Children									Total		
		None			One			More than One			#	Credits (000's)	Avg. Credit
		#	Credits (000's)	Avg. Credit	#	Credits (000's)	Avg. Credit	#	Credits (000's)	Avg. Credit			
<b>Single</b>													
	\$0 - \$4,000	249	\$11	\$45	32	\$7	\$224	13	\$3	\$257	294	\$22	\$74
	4,001 - 8,000	273	29	105	25	15	589	21	15	701	319	58	183
	8,001 - 12,000	139	5	33	19	15	797	15	18	1,183	173	37	217
	12,001 - 16,000	0	0	0	D/	D/	750	D/	D/	1,305	18	16	904
	16,001 - 20,000	0	0	0	D/	D/	639	D/	D/	1,093	21	17	812
	20,001 - 24,000	0	0	0	D/	D/	442	D/	D/	813	12	6	504
	24,001 - 28,000	0	0	0	D/	D/	303	D/	D/	678	10	5	453
	28,001 - 32,000	0	0	0	D/	A/	67	D/	D/	352	D/	D/	210
	32,001 and over	0	0	0	0	0	0	0	0	0	0	0	0
	<b>TOTALS</b>	<b>661</b>	<b>\$45</b>	<b>\$68</b>	<b>121</b>	<b>\$62</b>	<b>\$508</b>	<b>71</b>	<b>\$56</b>	<b>\$796</b>	<b>853</b>	<b>\$163</b>	<b>\$191</b>
<b>Married Filing Joint</b>													
	\$0 - \$4,000	51	\$2	\$39	12	\$2	\$178	22	\$8	\$362	85	\$12	\$142
	4,001 - 8,000	50	6	112	13	8	623	38	30	797	101	44	435
	8,001 - 12,000	55	4	80	49	39	789	59	69	1,174	163	112	689
	12,001 - 16,000	12	A/	26	43	33	774	77	99	1,288	132	133	1,006
	16,001 - 20,000	0	0	0	60	38	629	89	102	1,147	149	140	938
	20,001 - 24,000	0	0	0	D/	D/	460	D/	D/	885	164	121	737
	24,001 - 28,000	0	0	0	51	15	288	86	55	637	137	69	507
	28,001 - 32,000	0	0	0	D/	D/	148	D/	D/	445	159	56	351
	32,001 and over	0	0	0	25	1	35	144	26	177	169	26	156
	<b>TOTALS</b>	<b>168</b>	<b>\$12</b>	<b>\$73</b>	<b>360</b>	<b>\$169</b>	<b>\$470</b>	<b>731</b>	<b>\$532</b>	<b>\$728</b>	<b>1,259</b>	<b>\$714</b>	<b>\$567</b>
<b>Head of Household*</b>													
	\$0 - \$4,000	7	A/	\$57	67	\$18	\$273	38	\$12	\$328	112	\$31	\$278
	4,001 - 8,000	5	A/	93	100	62	622	50	37	746	155	100	645
	8,001 - 12,000	4	A/	76	122	95	778	90	107	1,190	216	202	936
	12,001 - 16,000	0	0	0	154	111	720	93	117	1,262	247	228	924
	16,001 - 20,000	0	0	0	179	101	565	101	107	1,056	280	208	742
	20,001 - 24,000	0	0	0	172	68	397	101	82	812	273	150	550
	24,001 - 28,000	0	0	0	115	26	223	82	46	560	197	72	363
	28,001 - 32,000	0	0	0	90	7	82	63	22	352	153	30	193
	32,001 and over	0	0	0	0	0	0	48	7	136	48	7	136
	<b>TOTALS</b>	<b>16</b>	<b>\$1</b>	<b>\$73</b>	<b>999</b>	<b>\$489</b>	<b>\$489</b>	<b>666</b>	<b>\$537</b>	<b>\$807</b>	<b>1,681</b>	<b>\$1,027</b>	<b>\$611</b>
<b>All</b>													
	\$0 - \$4,000	307	\$14	\$45	111	\$28	\$248	73	\$24	\$326	491	\$65	\$132
	4,001 - 8,000	328	35	106	138	85	616	109	82	755	575	202	352
	8,001 - 12,000	198	9	47	190	149	782	164	194	1,184	552	352	638
	12,001 - 16,000	12	A/	26	210	154	733	175	223	1,275	397	377	950
	16,001 - 20,000	0	0	0	252	147	584	198	217	1,098	450	365	810
	20,001 - 24,000	0	0	0	239	99	414	210	178	849	449	277	617
	24,001 - 28,000	0	0	0	172	42	245	172	103	601	344	146	423
	28,001 - 32,000	0	0	0	143	15	105	175	72	410	318	87	273
	32,001 and over	0	0	0	25	1	35	192	32	167	217	33	152
	<b>TOTALS</b>	<b>845</b>	<b>\$58</b>	<b>\$69</b>	<b>1,480</b>	<b>\$719</b>	<b>\$486</b>	<b>1,468</b>	<b>\$1,126</b>	<b>\$767</b>	<b>3,793</b>	<b>\$1,904</b>	<b>\$502</b>

\* Includes Married Filing Separate status.

A/ Amount is less than \$500.

D/ Tax Law prohibits the disclosure of individual taxpayer information.

# Putnam County

Filing Status	Earned Income	Number of Qualifying Children									Total		
		None			One			More than One			#	Credits (000's)	Avg. Credit
		#	Credits (000's)	Avg. Credit	#	Credits (000's)	Avg. Credit	#	Credits (000's)	Avg. Credit			
<b>Single</b>													
	\$0 - \$4,000	D/	D/	\$49	D/	A/	\$334	D/	A/	\$141	221	\$11	\$51
	4,001 - 8,000	278	30	107	D/	D/	639	D/	D/	690	289	37	128
	8,001 - 12,000	132	5	36	D/	D/	790	D/	D/	1,205	143	15	103
	12,001 - 16,000	D/	A/	2	12	9	739	D/	D/	1,316	15	12	767
	16,001 - 20,000	0	0	0	D/	D/	636	0	0	0	D/	D/	636
	20,001 - 24,000	0	0	0	10	4	426	D/	D/	811	D/	D/	461
	24,001 - 28,000	0	0	0	0	0	0	D/	D/	594	D/	D/	594
	28,001 - 32,000	0	0	0	D/	A/	126	0	0	0	D/	A/	126
	32,001 and over	0	0	0	0	0	0	D/	A/	128	D/	A/	128
	<b>TOTALS</b>	<b>629</b>	<b>\$45</b>	<b>\$72</b>	<b>50</b>	<b>\$31</b>	<b>\$628</b>	<b>12</b>	<b>\$9</b>	<b>\$787</b>	<b>691</b>	<b>\$86</b>	<b>\$125</b>
<b>Married Filing Joint</b>													
	\$0 - \$4,000	D/	D/	\$37	D/	D/	\$181	19	\$6	\$337	109	\$11	\$99
	4,001 - 8,000	D/	D/	111	D/	D/	651	18	12	692	66	24	367
	8,001 - 12,000	32	3	89	22	16	707	27	29	1,067	81	47	583
	12,001 - 16,000	D/	A/	19	23	18	780	D/	D/	1,284	74	64	871
	16,001 - 20,000	0	0	0	33	23	690	47	54	1,143	80	76	956
	20,001 - 24,000	0	0	0	29	13	444	D/	D/	886	D/	D/	722
	24,001 - 28,000	0	0	0	35	10	298	D/	D/	615	D/	D/	516
	28,001 - 32,000	0	0	0	D/	D/	137	70	32	456	D/	D/	358
	32,001 and over	0	0	0	12	A/	38	D/	D/	197	D/	D/	177
	<b>TOTALS</b>	<b>165</b>	<b>\$10</b>	<b>\$61</b>	<b>205</b>	<b>\$94</b>	<b>\$456</b>	<b>426</b>	<b>\$287</b>	<b>\$673</b>	<b>796</b>	<b>\$390</b>	<b>\$490</b>
<b>Head of Household*</b>													
	\$0 - \$4,000	D/	A/	\$48	35	\$9	\$263	D/	D/	\$339	53	\$15	\$278
	4,001 - 8,000	D/	D/	90	51	33	647	D/	D/	668	83	50	606
	8,001 - 12,000	D/	A/	38	84	67	797	43	49	1,150	131	117	890
	12,001 - 16,000	0	0	0	69	50	720	36	45	1,252	105	95	902
	16,001 - 20,000	0	0	0	70	39	554	46	47	1,017	116	86	738
	20,001 - 24,000	0	0	0	79	30	383	52	39	759	131	70	532
	24,001 - 28,000	0	0	0	71	16	228	56	33	582	127	49	384
	28,001 - 32,000	0	0	0	44	3	72	55	18	327	99	21	214
	32,001 and over	0	0	0	0	0	0	41	6	147	41	6	147
	<b>TOTALS</b>	<b>13</b>	<b>\$1</b>	<b>\$68</b>	<b>503</b>	<b>\$247</b>	<b>\$492</b>	<b>370</b>	<b>\$259</b>	<b>\$701</b>	<b>886</b>	<b>\$508</b>	<b>\$573</b>
<b>All</b>													
	\$0 - \$4,000	302	\$14	\$45	44	\$11	\$250	37	\$12	\$327	383	\$37	\$96
	4,001 - 8,000	321	35	108	72	47	646	45	31	678	438	112	255
	8,001 - 12,000	168	8	46	114	89	779	73	82	1,122	355	179	503
	12,001 - 16,000	16	A/	18	104	76	735	74	94	1,269	194	171	880
	16,001 - 20,000	0	0	0	112	67	601	93	100	1,080	205	168	818
	20,001 - 24,000	0	0	0	118	47	402	102	84	820	220	131	596
	24,001 - 28,000	0	0	0	106	27	251	134	81	601	240	107	446
	28,001 - 32,000	0	0	0	76	8	99	125	50	399	201	57	286
	32,001 and over	0	0	0	12	A/	38	125	23	180	137	23	168
	<b>TOTALS</b>	<b>807</b>	<b>\$56</b>	<b>\$70</b>	<b>758</b>	<b>\$372</b>	<b>\$491</b>	<b>808</b>	<b>\$555</b>	<b>\$687</b>	<b>2,373</b>	<b>\$984</b>	<b>\$415</b>

\* Includes Married Filing Separate status.

A/ Amount is less than \$500.

D/ Tax Law prohibits the disclosure of individual taxpayer information.

# Rensselaer County

Filing Status	Earned Income	Number of Qualifying Children									Total		
		None			One			More than One			#	Credits (000's)	Avg. Credit
		#	Credits (000's)	Avg. Credit	#	Credits (000's)	Avg. Credit	#	Credits (000's)	Avg. Credit			
<b>Single</b>													
	\$0 - \$4,000	502	\$24	\$48	69	\$17	\$246	45	\$13	\$292	616	\$54	\$88
	4,001 - 8,000	645	70	108	67	39	589	42	30	703	754	139	184
	8,001 - 12,000	317	11	35	47	37	790	21	25	1,180	385	73	190
	12,001 - 16,000	0	0	0	34	25	747	14	18	1,295	48	44	907
	16,001 - 20,000	0	0	0	D/	D/	605	D/	D/	1,120	41	29	705
	20,001 - 24,000	0	0	0	18	7	410	10	8	811	28	15	553
	24,001 - 28,000	0	0	0	D/	D/	266	D/	D/	601	27	9	340
	28,001 - 32,000	0	0	0	D/	D/	108	D/	D/	368	D/	D/	173
	32,001 and over	0	0	0	0	0	0	D/	D/	169	D/	D/	169
	<b>TOTALS</b>	<b>1,464</b>	<b>\$105</b>	<b>\$72</b>	<b>304</b>	<b>\$154</b>	<b>\$505</b>	<b>155</b>	<b>\$109</b>	<b>\$702</b>	<b>1,923</b>	<b>\$367</b>	<b>\$191</b>
<b>Married Filing Joint</b>													
	\$0 - \$4,000	49	\$2	\$37	18	\$4	\$240	43	\$17	\$403	111	\$23	\$212
	4,001 - 8,000	59	6	98	35	22	642	52	37	714	146	65	448
	8,001 - 12,000	53	4	75	47	35	745	76	91	1,203	176	130	741
	12,001 - 16,000	24	1	24	46	34	747	96	124	1,292	166	159	958
	16,001 - 20,000	0	0	0	81	52	641	112	131	1,165	193	182	945
	20,001 - 24,000	0	0	0	88	40	456	131	119	906	219	159	725
	24,001 - 28,000	0	0	0	81	24	292	148	93	625	229	116	507
	28,001 - 32,000	0	0	0	77	12	150	167	76	453	244	87	358
	32,001 and over	0	0	0	27	1	36	204	38	186	231	39	168
	<b>TOTALS</b>	<b>185</b>	<b>\$12</b>	<b>\$65</b>	<b>500</b>	<b>\$224</b>	<b>\$449</b>	<b>1,029</b>	<b>\$725</b>	<b>\$705</b>	<b>1,715</b>	<b>\$962</b>	<b>\$561</b>
<b>Head of Household*</b>													
	\$0 - \$4,000	D/	A/	\$70	210	\$52	\$250	138	\$46	\$330	355	\$98	\$277
	4,001 - 8,000	12	1	111	316	191	605	251	181	722	579	374	646
	8,001 - 12,000	D/	A/	45	374	302	808	303	361	1,191	686	663	967
	12,001 - 16,000	0	0	0	366	267	729	341	430	1,260	707	696	985
	16,001 - 20,000	0	0	0	396	225	569	318	328	1,032	714	554	775
	20,001 - 24,000	0	0	0	429	169	393	329	258	784	758	427	563
	24,001 - 28,000	0	0	0	384	90	234	300	175	584	684	265	387
	28,001 - 32,000	0	0	0	277	22	81	214	79	368	491	101	206
	32,001 and over	0	0	0	0	0	0	179	24	135	179	24	135
	<b>TOTALS</b>	<b>28</b>	<b>\$2</b>	<b>\$80</b>	<b>2,752</b>	<b>\$1,319</b>	<b>\$479</b>	<b>2,373</b>	<b>\$1,882</b>	<b>\$793</b>	<b>5,153</b>	<b>\$3,203</b>	<b>\$622</b>
<b>All</b>													
	\$0 - \$4,000	558	\$26	\$47	297	\$74	\$248	226	\$76	\$337	1,082	\$176	\$163
	4,001 - 8,000	716	77	107	418	253	606	345	248	719	1,479	578	391
	8,001 - 12,000	379	16	41	468	374	800	400	477	1,192	1,247	867	695
	12,001 - 16,000	24	1	24	446	326	732	451	572	1,268	921	899	976
	16,001 - 20,000	0	0	0	510	297	583	438	468	1,068	948	765	807
	20,001 - 24,000	0	0	0	535	216	404	470	385	819	1,005	601	598
	24,001 - 28,000	0	0	0	486	119	245	454	271	598	940	390	415
	28,001 - 32,000	0	0	0	369	36	96	386	156	405	755	192	254
	32,001 and over	0	0	0	27	1	36	387	63	162	414	64	154
	<b>TOTALS</b>	<b>1,677</b>	<b>\$119</b>	<b>\$71</b>	<b>3,556</b>	<b>\$1,697</b>	<b>\$477</b>	<b>3,557</b>	<b>\$2,716</b>	<b>\$764</b>	<b>8,791</b>	<b>\$4,532</b>	<b>\$515</b>

\* Includes Married Filing Separate status.

A/ Amount is less than \$500.

D/ Tax Law prohibits the disclosure of individual taxpayer information.

# Rockland County

Filing Status	Earned Income	Number of Qualifying Children									Total		
		None			One			More than One			#	Credits (000's)	Avg. Credit
		#	Credits (000's)	Avg. Credit	#	Credits (000's)	Avg. Credit	#	Credits (000's)	Avg. Credit			
<b>Single</b>													
	\$0 - \$4,000	749	\$36	\$48	D/	D/	\$272	D/	D/	\$227	788	\$46	\$59
	4,001 - 8,000	1,034	113	109	D/	D/	670	D/	D/	803	1,096	155	142
	8,001 - 12,000	D/	D/	32	60	48	796	D/	D/	1,180	584	84	144
	12,001 - 16,000	D/	A/	2	49	37	756	D/	D/	1,312	69	61	879
	16,001 - 20,000	0	0	0	D/	D/	605	D/	D/	1,126	59	40	684
	20,001 - 24,000	0	0	0	D/	D/	431	D/	D/	878	46	24	519
	24,001 - 28,000	0	0	0	D/	D/	283	D/	D/	567	19	7	358
	28,001 - 32,000	0	0	0	D/	D/	105	D/	D/	412	21	4	178
	32,001 and over	0	0	0	0	0	0	D/	D/	139	D/	D/	139
	<b>TOTALS</b>	<b>2,292</b>	<b>\$165</b>	<b>\$72</b>	<b>310</b>	<b>\$181</b>	<b>\$584</b>	<b>85</b>	<b>\$76</b>	<b>\$891</b>	<b>2,687</b>	<b>\$421</b>	<b>\$157</b>
<b>Married Filing Joint</b>													
	\$0 - \$4,000	66	\$3	\$46	34	\$11	\$327	130	\$124	\$954	230	\$138	\$601
	4,001 - 8,000	84	10	116	103	67	654	115	90	784	302	167	554
	8,001 - 12,000	103	9	90	257	209	811	982	1,225	1,248	1,342	1,443	1,075
	12,001 - 16,000	49	1	24	137	111	808	823	1,106	1,344	1,009	1,218	1,207
	16,001 - 20,000	0	0	0	138	92	664	416	507	1,219	554	599	1,081
	20,001 - 24,000	0	0	0	138	65	470	300	278	926	438	343	782
	24,001 - 28,000	0	0	0	122	38	309	283	199	702	405	236	583
	28,001 - 32,000	0	0	0	105	16	155	234	105	448	339	121	357
	32,001 and over	0	0	0	34	1	41	290	61	209	324	62	191
	<b>TOTALS</b>	<b>302</b>	<b>\$23</b>	<b>\$77</b>	<b>1,068</b>	<b>\$610</b>	<b>\$571</b>	<b>3,573</b>	<b>\$3,695</b>	<b>\$1,034</b>	<b>4,943</b>	<b>\$4,328</b>	<b>\$876</b>
<b>Head of Household*</b>													
	\$0 - \$4,000	D/	D/	\$64	181	\$48	\$264	85	\$36	\$419	274	\$84	\$306
	4,001 - 8,000	32	3	109	408	269	659	168	123	730	608	395	650
	8,001 - 12,000	D/	D/	44	531	425	800	D/	D/	1,171	875	785	897
	12,001 - 16,000	D/	A/	2	511	368	720	D/	D/	1,269	842	787	934
	16,001 - 20,000	0	0	0	558	320	574	319	325	1,018	877	645	735
	20,001 - 24,000	0	0	0	434	173	399	279	224	803	713	397	557
	24,001 - 28,000	0	0	0	420	98	232	314	182	579	734	279	381
	28,001 - 32,000	0	0	0	337	28	84	269	96	357	606	124	205
	32,001 and over	0	0	0	0	0	0	257	36	139	257	36	139
	<b>TOTALS</b>	<b>79</b>	<b>\$6</b>	<b>\$72</b>	<b>3,380</b>	<b>\$1,728</b>	<b>\$511</b>	<b>2,327</b>	<b>\$1,797</b>	<b>\$772</b>	<b>5,786</b>	<b>\$3,531</b>	<b>\$610</b>
<b>All</b>													
	\$0 - \$4,000	823	\$40	\$48	245	\$67	\$274	224	\$162	\$722	1,292	\$268	\$208
	4,001 - 8,000	1,150	126	109	565	373	659	291	219	753	2,006	718	358
	8,001 - 12,000	648	27	42	848	681	803	1,305	1,604	1,229	2,801	2,312	825
	12,001 - 16,000	52	1	22	697	516	740	1,171	1,549	1,323	1,920	2,066	1,076
	16,001 - 20,000	0	0	0	746	442	592	744	842	1,132	1,490	1,284	862
	20,001 - 24,000	0	0	0	609	254	417	588	510	867	1,197	763	638
	24,001 - 28,000	0	0	0	556	139	251	602	383	637	1,158	523	451
	28,001 - 32,000	0	0	0	458	46	101	508	203	399	966	249	258
	32,001 and over	0	0	0	34	1	41	552	97	175	586	98	168
	<b>TOTALS</b>	<b>2,673</b>	<b>\$194</b>	<b>\$72</b>	<b>4,758</b>	<b>\$2,519</b>	<b>\$529</b>	<b>5,985</b>	<b>\$5,568</b>	<b>\$930</b>	<b>13,416</b>	<b>\$8,281</b>	<b>\$617</b>

\* Includes Married Filing Separate status.

A/ Amount is less than \$500.

D/ Tax Law prohibits the disclosure of individual taxpayer information.

# St. Lawrence County

Filing Status	Earned Income	Number of Qualifying Children									Total		
		None			One			More than One			#	Credits (000's)	Avg. Credit
		#	Credits (000's)	Avg. Credit	#	Credits (000's)	Avg. Credit	#	Credits (000's)	Avg. Credit			
<b>Single</b>													
	\$0 - \$4,000	345	\$17	\$50	51	\$12	\$228	37	\$9	\$256	433	\$38	\$88
	4,001 - 8,000	420	43	102	66	41	627	22	15	674	508	99	195
	8,001 - 12,000	233	8	35	58	46	786	22	25	1,140	313	79	252
	12,001 - 16,000	0	0	0	51	39	762	22	29	1,307	73	68	927
	16,001 - 20,000	0	0	0	D/	D/	603	D/	D/	1,091	31	23	729
	20,001 - 24,000	0	0	0	D/	D/	433	D/	D/	844	24	13	536
	24,001 - 28,000	0	0	0	D/	D/	245	D/	D/	687	18	5	294
	28,001 - 32,000	0	0	0	D/	A/	104	D/	D/	420	D/	D/	315
	32,001 and over	0	0	0	0	0	0	D/	A/	242	D/	A/	242
	<b>TOTALS</b>	<b>998</b>	<b>\$68</b>	<b>\$68</b>	<b>284</b>	<b>\$163</b>	<b>\$575</b>	<b>122</b>	<b>\$94</b>	<b>\$773</b>	<b>1,404</b>	<b>\$326</b>	<b>\$232</b>
<b>Married Filing Joint</b>													
	\$0 - \$4,000	92	\$4	\$38	48	\$11	\$220	61	\$19	\$310	201	\$33	\$164
	4,001 - 8,000	89	10	108	66	41	619	87	62	711	242	112	464
	8,001 - 12,000	92	8	87	99	76	766	164	199	1,213	355	283	797
	12,001 - 16,000	41	1	21	79	61	776	169	222	1,313	289	284	983
	16,001 - 20,000	0	0	0	114	72	632	190	216	1,137	304	288	948
	20,001 - 24,000	0	0	0	109	50	459	191	168	878	300	218	726
	24,001 - 28,000	0	0	0	103	32	313	190	124	651	293	156	532
	28,001 - 32,000	0	0	0	88	12	141	206	87	424	294	100	339
	32,001 and over	0	0	0	34	1	43	231	47	203	265	48	182
	<b>TOTALS</b>	<b>314</b>	<b>\$22</b>	<b>\$70</b>	<b>740</b>	<b>\$357</b>	<b>\$482</b>	<b>1,489</b>	<b>\$1,143</b>	<b>\$768</b>	<b>2,543</b>	<b>\$1,522</b>	<b>\$599</b>
<b>Head of Household*</b>													
	\$0 - \$4,000	16	\$1	\$41	160	\$43	\$267	102	\$32	\$314	278	\$75	\$271
	4,001 - 8,000	10	1	110	243	153	628	134	97	725	387	251	648
	8,001 - 12,000	17	1	56	325	258	795	232	279	1,203	574	538	938
	12,001 - 16,000	0	0	0	347	247	713	238	299	1,255	585	546	933
	16,001 - 20,000	0	0	0	309	175	567	219	225	1,028	528	400	758
	20,001 - 24,000	0	0	0	272	106	389	182	145	796	454	251	552
	24,001 - 28,000	0	0	0	D/	D/	229	D/	D/	567	352	127	360
	28,001 - 32,000	0	0	0	D/	D/	87	D/	D/	368	D/	D/	206
	32,001 and over	0	0	0	0	0	0	D/	D/	141	D/	D/	141
	<b>TOTALS</b>	<b>43</b>	<b>\$3</b>	<b>\$63</b>	<b>2,014</b>	<b>\$1,044</b>	<b>\$518</b>	<b>1,423</b>	<b>\$1,203</b>	<b>\$845</b>	<b>3,480</b>	<b>\$2,249</b>	<b>\$646</b>
<b>All</b>													
	\$0 - \$4,000	453	\$21	\$47	259	\$65	\$251	200	\$60	\$302	912	\$147	\$161
	4,001 - 8,000	519	54	104	375	235	626	243	174	715	1,137	462	407
	8,001 - 12,000	342	17	50	482	380	788	418	503	1,204	1,242	900	725
	12,001 - 16,000	41	1	21	477	347	728	429	549	1,280	947	898	948
	16,001 - 20,000	0	0	0	446	261	585	417	450	1,079	863	711	824
	20,001 - 24,000	0	0	0	399	164	410	379	318	838	778	481	618
	24,001 - 28,000	0	0	0	335	86	255	328	202	617	663	288	434
	28,001 - 32,000	0	0	0	231	25	108	313	127	405	544	152	279
	32,001 and over	0	0	0	34	1	43	307	58	188	341	59	173
	<b>TOTALS</b>	<b>1,355</b>	<b>\$93</b>	<b>\$69</b>	<b>3,038</b>	<b>\$1,564</b>	<b>\$515</b>	<b>3,034</b>	<b>\$2,441</b>	<b>\$804</b>	<b>7,427</b>	<b>\$4,097</b>	<b>\$552</b>

\* Includes Married Filing Separate status.

A/ Amount is less than \$500.

D/ Tax Law prohibits the disclosure of individual taxpayer information.

# Saratoga County

Filing Status	Earned Income	Number of Qualifying Children									Total		
		None			One			More than One			#	Credits (000's)	Avg. Credit
		#	Credits (000's)	Avg. Credit	#	Credits (000's)	Avg. Credit	#	Credits (000's)	Avg. Credit			
<b>Single</b>													
	\$0 - \$4,000	563	\$28	\$49	40	\$11	\$267	18	\$6	\$318	621	\$44	\$71
	4,001 - 8,000	721	77	107	58	35	607	26	19	744	805	132	163
	8,001 - 12,000	D/	D/	30	69	53	767	D/	D/	1,144	455	85	186
	12,001 - 16,000	D/	A/	2	38	29	757	D/	D/	1,306	50	43	863
	16,001 - 20,000	0	0	0	35	22	628	8	9	1,104	43	31	716
	20,001 - 24,000	0	0	0	29	12	417	10	8	831	39	20	523
	24,001 - 28,000	0	0	0	D/	D/	243	D/	D/	611	29	9	319
	28,001 - 32,000	0	0	0	D/	D/	101	D/	D/	445	D/	D/	178
	32,001 and over	0	0	0	0	0	0	D/	A/	103	D/	A/	103
	<b>TOTALS</b>	<b>1,653</b>	<b>\$116</b>	<b>\$70</b>	<b>299</b>	<b>\$168</b>	<b>\$562</b>	<b>100</b>	<b>\$82</b>	<b>\$818</b>	<b>2,052</b>	<b>\$365</b>	<b>\$178</b>
<b>Married Filing Joint</b>													
	\$0 - \$4,000	79	\$3	\$40	33	\$8	\$249	32	\$11	\$351	144	\$23	\$157
	4,001 - 8,000	75	8	107	47	28	593	46	33	722	168	69	411
	8,001 - 12,000	D/	D/	80	62	47	764	D/	D/	1,188	237	172	726
	12,001 - 16,000	D/	D/	27	84	66	781	D/	D/	1,288	236	225	953
	16,001 - 20,000	0	0	0	85	56	659	143	160	1,119	228	216	947
	20,001 - 24,000	0	0	0	110	50	451	196	173	885	306	223	729
	24,001 - 28,000	0	0	0	116	34	293	223	144	647	339	178	526
	28,001 - 32,000	0	0	0	105	14	136	D/	D/	433	D/	D/	335
	32,001 and over	0	0	0	38	2	45	D/	D/	173	D/	D/	159
	<b>TOTALS</b>	<b>258</b>	<b>\$18</b>	<b>\$69</b>	<b>680</b>	<b>\$305</b>	<b>\$448</b>	<b>1,389</b>	<b>\$946</b>	<b>\$681</b>	<b>2,327</b>	<b>\$1,269</b>	<b>\$545</b>
<b>Head of Household*</b>													
	\$0 - \$4,000	5	A/	\$51	149	\$36	\$242	85	\$31	\$369	239	\$68	\$283
	4,001 - 8,000	20	2	100	321	203	633	168	124	738	509	329	647
	8,001 - 12,000	14	1	39	373	296	794	243	289	1,191	630	586	930
	12,001 - 16,000	0	0	0	379	273	721	312	391	1,252	691	664	960
	16,001 - 20,000	0	0	0	392	223	569	246	253	1,026	638	476	746
	20,001 - 24,000	0	0	0	433	169	390	262	208	793	695	377	542
	24,001 - 28,000	0	0	0	369	84	228	218	123	566	587	207	353
	28,001 - 32,000	0	0	0	235	20	85	177	64	363	412	84	205
	32,001 and over	0	0	0	0	0	0	136	19	137	136	19	137
	<b>TOTALS</b>	<b>39</b>	<b>\$3</b>	<b>\$72</b>	<b>2,651</b>	<b>\$1,305</b>	<b>\$492</b>	<b>1,847</b>	<b>\$1,502</b>	<b>\$813</b>	<b>4,537</b>	<b>\$2,809</b>	<b>\$619</b>
<b>All</b>													
	\$0 - \$4,000	647	\$31	\$48	222	\$55	\$248	135	\$48	\$358	1,004	\$134	\$134
	4,001 - 8,000	816	87	107	426	266	625	240	176	735	1,482	530	357
	8,001 - 12,000	457	18	38	504	396	787	361	429	1,188	1,322	843	638
	12,001 - 16,000	30	1	26	501	367	733	446	563	1,263	977	932	954
	16,001 - 20,000	0	0	0	512	301	588	397	421	1,061	909	722	795
	20,001 - 24,000	0	0	0	572	231	403	468	390	832	1,040	620	596
	24,001 - 28,000	0	0	0	508	124	243	447	271	607	955	395	414
	28,001 - 32,000	0	0	0	347	35	101	393	158	402	740	193	261
	32,001 and over	0	0	0	38	2	45	449	73	162	487	74	153
	<b>TOTALS</b>	<b>1,950</b>	<b>\$136</b>	<b>\$70</b>	<b>3,630</b>	<b>\$1,777</b>	<b>\$490</b>	<b>3,336</b>	<b>\$2,530</b>	<b>\$758</b>	<b>8,916</b>	<b>\$4,443</b>	<b>\$498</b>

\* Includes Married Filing Separate status.

A/ Amount is less than \$500.

D/ Tax Law prohibits the disclosure of individual taxpayer information.

# Schenectady County

Filing Status	Earned Income	Number of Qualifying Children									Total		
		None			One			More than One			#	Credits (000's)	Avg. Credit
		#	Credits (000's)	Avg. Credit	#	Credits (000's)	Avg. Credit	#	Credits (000's)	Avg. Credit			
<b>Single</b>													
	\$0 - \$4,000	506	\$25	\$49	71	\$16	\$230	42	\$12	\$297	619	\$54	\$87
	4,001 - 8,000	669	71	107	83	50	601	47	33	709	799	155	194
	8,001 - 12,000	356	12	33	70	54	769	26	31	1,175	452	96	212
	12,001 - 16,000	0	0	0	31	23	751	20	26	1,295	51	49	964
	16,001 - 20,000	0	0	0	D/	D/	611	D/	D/	1,068	41	29	711
	20,001 - 24,000	0	0	0	D/	D/	424	D/	D/	897	33	16	496
	24,001 - 28,000	0	0	0	D/	D/	249	D/	D/	625	18	7	374
	28,001 - 32,000	0	0	0	D/	D/	93	D/	D/	447	D/	D/	220
	32,001 and over	0	0	0	0	0	0	D/	D/	149	D/	D/	149
	<b>TOTALS</b>	<b>1,531</b>	<b>\$108</b>	<b>\$71</b>	<b>336</b>	<b>\$179</b>	<b>\$532</b>	<b>164</b>	<b>\$123</b>	<b>\$750</b>	<b>2,031</b>	<b>\$410</b>	<b>\$202</b>
<b>Married Filing Joint</b>													
	\$0 - \$4,000	42	\$2	\$37	25	\$7	\$271	34	\$14	\$420	101	\$23	\$224
	4,001 - 8,000	49	5	108	40	24	601	48	34	700	137	63	459
	8,001 - 12,000	43	3	80	59	44	753	85	100	1,176	187	148	791
	12,001 - 16,000	20	1	26	52	42	811	117	152	1,295	189	194	1,028
	16,001 - 20,000	0	0	0	77	51	657	128	152	1,190	205	203	990
	20,001 - 24,000	0	0	0	70	32	459	141	128	906	211	160	758
	24,001 - 28,000	0	0	0	73	22	302	168	112	669	241	134	558
	28,001 - 32,000	0	0	0	76	10	137	171	76	446	247	87	351
	32,001 and over	0	0	0	18	1	46	239	42	176	257	43	167
	<b>TOTALS</b>	<b>154</b>	<b>\$11</b>	<b>\$70</b>	<b>490</b>	<b>\$233</b>	<b>\$476</b>	<b>1,131</b>	<b>\$810</b>	<b>\$716</b>	<b>1,775</b>	<b>\$1,054</b>	<b>\$594</b>
<b>Head of Household*</b>													
	\$0 - \$4,000	11	A/	\$43	269	\$71	\$263	194	\$62	\$319	474	\$133	\$281
	4,001 - 8,000	18	2	101	414	256	618	313	223	712	745	481	645
	8,001 - 12,000	20	1	49	464	374	806	456	542	1,189	940	917	976
	12,001 - 16,000	0	0	0	459	335	730	438	560	1,278	897	895	997
	16,001 - 20,000	0	0	0	479	275	575	387	404	1,044	866	679	784
	20,001 - 24,000	0	0	0	460	184	400	382	308	805	842	492	584
	24,001 - 28,000	0	0	0	392	89	226	342	201	587	734	289	394
	28,001 - 32,000	0	0	0	262	22	84	249	90	362	511	112	220
	32,001 and over	0	0	0	0	0	0	150	22	144	150	22	144
	<b>TOTALS</b>	<b>49</b>	<b>\$3</b>	<b>\$67</b>	<b>3,199</b>	<b>\$1,605</b>	<b>\$502</b>	<b>2,911</b>	<b>\$2,411</b>	<b>\$828</b>	<b>6,159</b>	<b>\$4,020</b>	<b>\$653</b>
<b>All</b>													
	\$0 - \$4,000	559	\$27	\$48	365	\$94	\$257	270	\$89	\$328	1,194	\$210	\$176
	4,001 - 8,000	736	79	107	537	330	614	408	290	711	1,681	698	415
	8,001 - 12,000	419	16	38	593	472	796	567	673	1,187	1,579	1,161	735
	12,001 - 16,000	20	1	26	542	400	739	575	737	1,282	1,137	1,138	1,001
	16,001 - 20,000	0	0	0	588	345	587	524	566	1,080	1,112	911	820
	20,001 - 24,000	0	0	0	558	228	409	528	440	833	1,086	668	615
	24,001 - 28,000	0	0	0	477	114	238	516	317	614	993	430	433
	28,001 - 32,000	0	0	0	347	33	96	425	169	397	772	202	262
	32,001 and over	0	0	0	18	1	46	393	64	164	411	65	158
	<b>TOTALS</b>	<b>1,734</b>	<b>\$122</b>	<b>\$70</b>	<b>4,025</b>	<b>\$2,017</b>	<b>\$501</b>	<b>4,206</b>	<b>\$3,344</b>	<b>\$795</b>	<b>9,965</b>	<b>\$5,484</b>	<b>\$550</b>

\* Includes Married Filing Separate status.

A/ Amount is less than \$500.

D/ Tax Law prohibits the disclosure of individual taxpayer information.

# Schoharie County

Filing Status	Earned Income	Number of Qualifying Children									Total		
		None			One			More than One			#	Credits (000's)	Avg. Credit
		#	Credits (000's)	Avg. Credit	#	Credits (000's)	Avg. Credit	#	Credits (000's)	Avg. Credit			
<b>Single</b>													
	\$0 - \$4,000	D/	D/	\$49	15	\$4	\$271	D/	A/	\$351	114	\$9	\$81
	4,001 - 8,000	149	16	104	D/	D/	620	D/	D/	609	161	23	143
	8,001 - 12,000	D/	D.	30	D/	D/	802	D/	D/	1,127	64	7	106
	12,001 - 16,000	0	0	0	D/	D/	736	D/	D/	1,302	D/	D/	948
	16,001 - 20,000	0	0	0	D/	D/	680	D/	D/	1,055	D/	D/	830
	20,001 - 24,000	0	0	0	D/	D/	448	0	0	0	D/	D/	448
	24,001 - 28,000	0	0	0	D/	A/	291	D/	D/	522	D/	D/	445
	28,001 - 32,000	0	0	0	D/	A/	80	D/	A/	302	D/	A/	191
	32,001 and over	0	0	0	0	0	0	D/	A/	5	D/	A/	5
	<b>TOTALS</b>	<b>306</b>	<b>\$22</b>	<b>\$73</b>	<b>42</b>	<b>\$20</b>	<b>\$481</b>	<b>15</b>	<b>\$12</b>	<b>\$821</b>	<b>363</b>	<b>\$55</b>	<b>\$151</b>
<b>Married Filing Joint</b>													
	\$0 - \$4,000	25	\$1	\$43	17	\$3	\$195	15	\$7	\$437	57	\$11	\$192
	4,001 - 8,000	26	3	103	15	8	555	19	14	714	60	25	410
	8,001 - 12,000	16	1	66	10	8	785	32	39	1,219	58	48	826
	12,001 - 16,000	12	A/	30	21	16	772	30	37	1,217	63	53	843
	16,001 - 20,000	0	0	0	29	17	595	43	46	1,081	72	64	885
	20,001 - 24,000	0	0	0	22	10	477	59	50	848	81	61	747
	24,001 - 28,000	0	0	0	24	7	304	55	36	652	79	43	546
	28,001 - 32,000	0	0	0	26	3	117	52	23	448	78	26	338
	32,001 and over	0	0	0	D/	A/	51	85	16	183	94	16	170
	<b>TOTALS</b>	<b>79</b>	<b>\$5</b>	<b>\$65</b>	<b>173</b>	<b>\$74</b>	<b>\$429</b>	<b>390</b>	<b>\$267</b>	<b>\$684</b>	<b>642</b>	<b>\$346</b>	<b>\$539</b>
<b>Head of Household*</b>													
	\$0 - \$4,000	D/	A/	\$44	43	\$12	\$285	D/	D/	\$382	74	\$22	\$298
	4,001 - 8,000	0	0	0	D/	D/	642	D/	D/	736	92	63	680
	8,001 - 12,000	D/	A/	44	D/	D/	799	65	77	1,177	150	143	953
	12,001 - 16,000	0	0	0	92	67	724	64	78	1,223	156	145	929
	16,001 - 20,000	0	0	0	D/	D/	560	D/	D/	1,035	107	82	764
	20,001 - 24,000	0	0	0	88	34	387	54	43	797	142	77	543
	24,001 - 28,000	0	0	0	D/	D/	219	D/	D/	517	100	33	326
	28,001 - 32,000	0	0	0	D/	D/	75	D/	D/	347	D/	D/	186
	32,001 and over	0	0	0	0	0	0	D/	D/	152	D/	D/	152
	<b>TOTALS</b>	<b>D/</b>	<b>A/</b>	<b>\$44</b>	<b>531</b>	<b>\$266</b>	<b>\$501</b>	<b>378</b>	<b>\$315</b>	<b>\$832</b>	<b>917</b>	<b>\$581</b>	<b>\$634</b>
<b>All</b>													
	\$0 - \$4,000	129	\$6	\$48	75	\$20	\$262	41	\$16	\$401	245	\$42	\$173
	4,001 - 8,000	175	18	104	80	50	623	58	42	724	313	110	352
	8,001 - 12,000	77	3	38	95	76	798	100	119	1,189	272	198	727
	12,001 - 16,000	12	A/	30	118	86	733	97	119	1,224	227	206	906
	16,001 - 20,000	0	0	0	93	53	575	91	96	1,057	184	150	813
	20,001 - 24,000	0	0	0	115	47	407	113	93	824	228	140	613
	24,001 - 28,000	0	0	0	89	22	243	93	56	597	182	77	424
	28,001 - 32,000	0	0	0	72	7	90	84	34	409	156	41	262
	32,001 and over	0	0	0	D/	A/	51	106	19	175	115	19	166
	<b>TOTALS</b>	<b>393</b>	<b>\$28</b>	<b>\$71</b>	<b>746</b>	<b>\$361</b>	<b>\$483</b>	<b>783</b>	<b>\$594</b>	<b>\$758</b>	<b>1,922</b>	<b>\$982</b>	<b>\$511</b>

\* Includes Married Filing Separate status.

A/ Amount is less than \$500.

D/ Tax Law prohibits the disclosure of individual taxpayer information.



# Schuyler County

Filing Status	Earned Income	Number of Qualifying Children									Total		
		None			One			More than One			#	Credits (000's)	Avg. Credit
		#	Credits (000's)	Avg. Credit	#	Credits (000's)	Avg. Credit	#	Credits (000's)	Avg. Credit			
<b>Single</b>													
	\$0 - \$4,000	81	\$4	\$43	11	\$3	\$234	D/	D/	\$213	96	\$7	\$72
	4,001 - 8,000	101	10	102	D/	D/	574	D/	D/	731	113	18	159
	8,001 - 12,000	D/	D/	30	D/	D/	791	D/	D/	1,176	55	10	183
	12,001 - 16,000	0	0	0	D/	D/	759	D/	D/	1,272	11	11	992
	16,001 - 20,000	0	0	0	D/	D/	652	D/	D/	1,088	D/	D/	739
	20,001 - 24,000	0	0	0	0	0	0	D/	D/	909	D/	D/	909
	24,001 - 28,000	0	0	0	D/	A/	241	D/	D/	661	D/	D/	381
	28,001 - 32,000	0	0	0	D/	A/	78	0	0	0	D/	A/	78
	32,001 and over	0	0	0	0	0	0	0	0	0	0	0	0
	<b>TOTALS</b>	D/	D/	\$67	D/	D/	\$529	19	\$16	\$836	285	\$52	\$181
<b>Married Filing Joint</b>													
	\$0 - \$4,000	19	\$1	\$34	D/	D/	\$245	D/	D/	\$251	31	\$4	\$116
	4,001 - 8,000	20	2	99	D/	D/	622	14	10	724	43	18	412
	8,001 - 12,000	15	1	89	13	10	743	30	37	1,234	58	48	828
	12,001 - 16,000	D/	A/	5	20	14	719	27	35	1,287	51	49	964
	16,001 - 20,000	0	0	0	18	12	667	28	33	1,178	46	45	978
	20,001 - 24,000	0	0	0	13	5	421	31	26	823	44	31	704
	24,001 - 28,000	0	0	0	26	8	296	38	26	693	64	34	532
	28,001 - 32,000	0	0	0	D/	D/	117	47	19	410	54	20	372
	32,001 and over	0	0	0	D/	A/	27	57	11	186	63	11	171
	<b>TOTALS</b>	58	\$4	\$69	121	\$58	\$479	275	\$197	\$718	454	\$259	\$571
<b>Head of Household*</b>													
	\$0 - \$4,000	0	\$0	\$0	37	\$9	\$251	D/	D/	\$316	45	\$12	\$262
	4,001 - 8,000	0	0	0	31	19	627	23	18	772	54	37	688
	8,001 - 12,000	D/	A/	58	55	42	770	D/	D/	1,183	98	91	928
	12,001 - 16,000	0	0	0	65	49	747	38	48	1,274	103	97	941
	16,001 - 20,000	0	0	0	56	30	544	D/	D/	1,018	D/	D/	744
	20,001 - 24,000	0	0	0	57	21	374	D/	D/	826	D/	D/	511
	24,001 - 28,000	0	0	0	D/	D/	239	D/	D/	594	63	21	330
	28,001 - 32,000	0	0	0	D/	D/	85	16	5	341	D/	D/	193
	32,001 and over	0	0	0	0	0	0	14	2	136	14	2	136
	<b>TOTALS</b>	D/	A/	\$58	D/	D/	\$499	222	\$196	\$885	594	\$381	\$641
<b>All</b>													
	\$0 - \$4,000	100	\$4	\$41	57	\$14	\$247	15	\$4	\$275	172	\$22	\$130
	4,001 - 8,000	121	12	101	47	29	618	42	32	751	210	73	347
	8,001 - 12,000	62	3	46	76	58	767	73	88	1,204	211	149	706
	12,001 - 16,000	D/	A/	5	91	67	742	70	90	1,279	165	157	952
	16,001 - 20,000	0	0	0	78	45	578	70	76	1,083	148	121	817
	20,001 - 24,000	0	0	0	70	27	382	57	47	826	127	74	581
	24,001 - 28,000	0	0	0	75	19	259	55	36	663	130	56	430
	28,001 - 32,000	0	0	0	30	3	92	63	25	393	93	27	296
	32,001 and over	0	0	0	D/	A/	27	71	13	176	77	13	165
	<b>TOTALS</b>	287	\$19	\$67	530	\$263	\$496	516	\$410	\$794	1,333	\$692	\$519

\* Includes Married Filing Separate status.

A/ Amount is less than \$500.

D/ Tax Law prohibits the disclosure of individual taxpayer information.

# Seneca County

Filing Status	Earned Income	Number of Qualifying Children									Total		
		None			One			More than One			#	Credits (000's)	Avg. Credit
		#	Credits (000's)	Avg. Credit	#	Credits (000's)	Avg. Credit	#	Credits (000's)	Avg. Credit			
<b>Single</b>													
	\$0 - \$4,000	D/	D/	\$46	19	\$5	\$275	D/	D/	\$384	142	\$13	\$91
	4,001 - 8,000	D/	D/	100	25	14	569	D/	D/	801	173	34	196
	8,001 - 12,000	D/	D/	37	12	10	795	D/	D/	1,079	85	18	217
	12,001 - 16,000	0	0	0	19	14	753	D/	D/	1,316	24	21	870
	16,001 - 20,000	0	0	0	D/	D/	572	D/	D/	1,091	12	9	745
	20,001 - 24,000	0	0	0	D/	D/	459	D/	D/	770	D/	D/	511
	24,001 - 28,000	0	0	0	D/	D/	244	D/	D/	481	D/	D/	346
	28,001 - 32,000	0	0	0	D/	A/	99	0	0	0	D/	A/	99
	32,001 and over	0	0	0	0	0	0	0	0	0	0	0	0
	<b>TOTALS</b>	<b>325</b>	<b>\$22</b>	<b>\$67</b>	<b>95</b>	<b>\$51</b>	<b>\$541</b>	<b>32</b>	<b>\$28</b>	<b>\$861</b>	<b>452</b>	<b>\$101</b>	<b>\$223</b>
<b>Married Filing Joint</b>													
	\$0 - \$4,000	17	\$1	\$36	11	\$3	\$283	13	\$3	\$255	41	\$7	\$172
	4,001 - 8,000	22	2	113	11	6	567	15	11	729	48	20	410
	8,001 - 12,000	33	2	75	21	17	801	30	34	1,131	84	53	633
	12,001 - 16,000	13	A/	21	10	7	745	38	49	1,296	61	57	934
	16,001 - 20,000	0	0	0	30	19	635	50	61	1,222	80	80	1,002
	20,001 - 24,000	0	0	0	D/	D/	468	D/	D/	863	88	62	701
	24,001 - 28,000	0	0	0	D/	D/	273	D/	D/	667	91	47	520
	28,001 - 32,000	0	0	0	23	3	130	40	18	438	63	21	326
	32,001 and over	0	0	0	D/	A/	42	D/	D/	187	90	16	175
	<b>TOTALS</b>	<b>85</b>	<b>\$6</b>	<b>\$69</b>	<b>183</b>	<b>\$82</b>	<b>\$449</b>	<b>378</b>	<b>\$274</b>	<b>\$726</b>	<b>646</b>	<b>\$362</b>	<b>\$561</b>
<b>Head of Household*</b>													
	\$0 - \$4,000	D/	A/	\$31	38	\$9	\$241	D/	D/	\$382	64	\$19	\$293
	4,001 - 8,000	D/	A/	98	64	40	632	D/	D/	708	91	59	648
	8,001 - 12,000	D/	A/	44	90	72	803	D/	D/	1,148	166	152	915
	12,001 - 16,000	0	0	0	112	80	719	84	106	1,265	196	187	953
	16,001 - 20,000	0	0	0	110	64	581	85	90	1,060	195	154	790
	20,001 - 24,000	0	0	0	97	39	397	66	52	794	163	91	558
	24,001 - 28,000	0	0	0	86	19	223	57	33	575	143	52	363
	28,001 - 32,000	0	0	0	54	5	90	38	13	340	92	18	193
	32,001 and over	0	0	0	0	0	0	25	3	116	25	3	116
	<b>TOTALS</b>	<b>9</b>	<b>A/</b>	<b>\$48</b>	<b>651</b>	<b>\$329</b>	<b>\$505</b>	<b>475</b>	<b>\$405</b>	<b>\$852</b>	<b>1,135</b>	<b>\$734</b>	<b>\$647</b>
<b>All</b>													
	\$0 - \$4,000	135	\$6	\$45	68	\$17	\$257	44	\$15	\$345	247	\$39	\$157
	4,001 - 8,000	164	17	101	100	61	609	48	35	728	312	113	361
	8,001 - 12,000	107	5	49	123	99	802	105	120	1,139	335	224	667
	12,001 - 16,000	13	A/	21	141	102	725	127	162	1,276	281	265	942
	16,001 - 20,000	0	0	0	148	88	592	139	156	1,120	287	243	847
	20,001 - 24,000	0	0	0	138	58	418	119	98	824	257	156	606
	24,001 - 28,000	0	0	0	124	29	237	117	72	617	241	102	422
	28,001 - 32,000	0	0	0	80	8	102	78	30	390	158	39	244
	32,001 and over	0	0	0	D/	A/	42	108	18	170	115	19	162
	<b>TOTALS</b>	<b>419</b>	<b>\$28</b>	<b>\$67</b>	<b>929</b>	<b>\$462</b>	<b>\$498</b>	<b>885</b>	<b>\$707</b>	<b>\$798</b>	<b>2,233</b>	<b>\$1,197</b>	<b>\$536</b>

\* Includes Married Filing Separate status.

A/ Amount is less than \$500.

D/ Tax Law prohibits the disclosure of individual taxpayer information.

# Steuben County

Filing Status	Earned Income	Number of Qualifying Children									Total		
		None			One			More than One			#	Credits (000's)	Avg. Credit
		#	Credits (000's)	Avg. Credit	#	Credits (000's)	Avg. Credit	#	Credits (000's)	Avg. Credit			
<b>Single</b>													
	\$0 - \$4,000	344	\$16	\$47	56	\$13	\$238	49	\$13	\$261	449	\$42	\$94
	4,001 - 8,000	441	46	104	83	53	643	43	30	696	567	129	228
	8,001 - 12,000	245	8	33	52	40	766	38	44	1,150	335	92	274
	12,001 - 16,000	0	0	0	57	43	758	26	34	1,301	83	77	928
	16,001 - 20,000	0	0	0	30	19	622	16	18	1,133	46	37	800
	20,001 - 24,000	0	0	0	D/	D/	412	D/	D/	883	38	20	524
	24,001 - 28,000	0	0	0	D/	D/	278	D/	D/	628	18	7	375
	28,001 - 32,000	0	0	0	D/	D/	100	D/	D/	405	D/	D/	209
	32,001 and over	0	0	0	0	0	0	D/	A/	144	D/	A/	144
	<b>TOTALS</b>	<b>1,030</b>	<b>\$70</b>	<b>\$68</b>	<b>329</b>	<b>\$185</b>	<b>\$562</b>	<b>192</b>	<b>\$152</b>	<b>\$790</b>	<b>1,551</b>	<b>\$407</b>	<b>\$262</b>
<b>Married Filing Joint</b>													
	\$0 - \$4,000	71	\$3	\$41	35	\$8	\$226	42	\$15	\$359	148	\$26	\$175
	4,001 - 8,000	74	8	104	56	33	591	77	54	705	207	95	459
	8,001 - 12,000	80	7	85	82	65	789	149	177	1,187	311	248	799
	12,001 - 16,000	35	1	22	86	67	784	184	241	1,312	305	310	1,015
	16,001 - 20,000	0	0	0	88	56	633	173	199	1,152	261	255	977
	20,001 - 24,000	0	0	0	100	44	436	213	182	856	313	226	722
	24,001 - 28,000	0	0	0	99	30	300	194	123	635	293	153	522
	28,001 - 32,000	0	0	0	97	13	135	200	89	443	297	102	342
	32,001 and over	0	0	0	36	2	44	261	50	191	297	51	173
	<b>TOTALS</b>	<b>260</b>	<b>\$18</b>	<b>\$70</b>	<b>679</b>	<b>\$317</b>	<b>\$467</b>	<b>1,493</b>	<b>\$1,131</b>	<b>\$757</b>	<b>2,432</b>	<b>\$1,466</b>	<b>\$603</b>
<b>Head of Household*</b>													
	\$0 - \$4,000	D/	A/	\$36	115	\$28	\$244	109	\$34	\$308	232	\$62	\$267
	4,001 - 8,000	10	1	110	174	107	617	136	98	719	320	206	644
	8,001 - 12,000	D/	A/	58	259	207	799	203	241	1,187	470	449	954
	12,001 - 16,000	0	0	0	271	195	720	219	280	1,280	490	475	970
	16,001 - 20,000	0	0	0	315	180	570	200	208	1,039	515	387	752
	20,001 - 24,000	0	0	0	225	89	394	182	146	805	407	235	578
	24,001 - 28,000	0	0	0	179	41	229	128	74	578	307	115	375
	28,001 - 32,000	0	0	0	120	10	87	D/	D/	359	D/	D/	210
	32,001 and over	0	0	0	0	0	0	D/	D/	145	D/	D/	145
	<b>TOTALS</b>	<b>26</b>	<b>\$2</b>	<b>\$71</b>	<b>1,658</b>	<b>\$857</b>	<b>\$517</b>	<b>1,369</b>	<b>\$1,130</b>	<b>\$825</b>	<b>3,053</b>	<b>\$1,989</b>	<b>\$651</b>
<b>All</b>													
	\$0 - \$4,000	423	\$19	\$46	206	\$49	\$239	200	\$61	\$307	829	\$130	\$157
	4,001 - 8,000	525	55	104	313	194	619	256	182	711	1,094	430	393
	8,001 - 12,000	333	15	46	393	312	793	390	462	1,184	1,116	789	707
	12,001 - 16,000	35	1	22	414	306	738	429	556	1,295	878	862	982
	16,001 - 20,000	0	0	0	433	254	587	389	425	1,093	822	679	826
	20,001 - 24,000	0	0	0	354	144	407	404	337	833	758	481	634
	24,001 - 28,000	0	0	0	291	74	256	327	200	613	618	275	445
	28,001 - 32,000	0	0	0	226	24	108	304	126	415	530	151	284
	32,001 and over	0	0	0	36	2	44	355	63	179	391	65	166
	<b>TOTALS</b>	<b>1,316</b>	<b>\$90</b>	<b>\$68</b>	<b>2,666</b>	<b>\$1,359</b>	<b>\$510</b>	<b>3,054</b>	<b>\$2,412</b>	<b>\$790</b>	<b>7,036</b>	<b>\$3,861</b>	<b>\$549</b>

\* Includes Married Filing Separate status.

A/ Amount is less than \$500.

D/ Tax Law prohibits the disclosure of individual taxpayer information.

# Suffolk County

Filing Status	Earned Income	Number of Qualifying Children									Total		
		None			One			More than One			#	Credits (000's)	Avg. Credit
		#	Credits (000's)	Avg. Credit	#	Credits (000's)	Avg. Credit	#	Credits (000's)	Avg. Credit			
<b>Single</b>													
	\$0 - \$4,000	3,578	\$183	\$51	246	\$66	\$269	121	\$40	\$327	3,945	\$289	\$73
	4,001 - 8,000	6,023	648	108	549	344	626	180	133	741	6,753	1,126	167
	8,001 - 12,000	3,152	108	34	678	533	786	209	246	1,178	4,039	887	220
	12,001 - 16,000	8	A/	1	523	392	750	194	244	1,255	725	636	877
	16,001 - 20,000	0	0	0	395	242	614	141	154	1,094	536	397	740
	20,001 - 24,000	0	0	0	262	113	432	94	80	853	356	193	543
	24,001 - 28,000	0	0	0	173	45	258	63	38	603	236	83	350
	28,001 - 32,000	0	0	0	132	12	93	38	15	389	170	27	159
	32,001 and over	0	0	0	0	0	0	28	5	161	28	5	161
	<b>TOTALS</b>	<b>12,761</b>	<b>\$939</b>	<b>\$74</b>	<b>2,958</b>	<b>\$1,748</b>	<b>\$591</b>	<b>1,068</b>	<b>\$954</b>	<b>\$894</b>	<b>16,788</b>	<b>\$3,641</b>	<b>\$217</b>
<b>Married Filing Joint</b>													
	\$0 - \$4,000	307	\$14	\$47	149	\$38	\$255	290	\$115	\$397	746	\$168	\$225
	4,001 - 8,000	427	47	109	290	177	611	330	234	710	1,047	458	437
	8,001 - 12,000	481	39	82	511	398	779	610	698	1,144	1,602	1,135	709
	12,001 - 16,000	194	4	22	508	390	768	948	1,173	1,238	1,650	1,568	950
	16,001 - 20,000	0	0	0	631	407	646	1,028	1,172	1,140	1,659	1,579	952
	20,001 - 24,000	0	0	0	699	330	472	1,139	1,002	880	1,838	1,333	725
	24,001 - 28,000	0	0	0	661	197	299	1,314	862	656	1,975	1,060	537
	28,001 - 32,000	0	0	0	569	83	145	1,276	551	432	1,845	633	343
	32,001 and over	0	0	0	218	9	39	1,610	306	190	1,828	315	172
	<b>TOTALS</b>	<b>1,409</b>	<b>\$104</b>	<b>\$74</b>	<b>4,236</b>	<b>\$2,030</b>	<b>\$479</b>	<b>8,545</b>	<b>\$6,114</b>	<b>\$715</b>	<b>14,190</b>	<b>\$8,248</b>	<b>\$581</b>
<b>Head of Household*</b>													
	\$0 - \$4,000	109	\$5	\$46	984	\$276	\$281	649	\$256	\$395	1,742	\$538	\$309
	4,001 - 8,000	162	17	105	2,033	1,308	643	924	678	734	3,119	2,003	642
	8,001 - 12,000	171	8	49	3,168	2,544	803	1,725	2,061	1,195	5,064	4,613	911
	12,001 - 16,000	0	0	0	3,058	2,214	724	2,187	2,765	1,264	5,245	4,979	949
	16,001 - 20,000	0	0	0	3,218	1,829	568	2,062	2,112	1,024	5,280	3,941	746
	20,001 - 24,000	0	0	0	2,959	1,172	396	1,891	1,505	796	4,850	2,677	552
	24,001 - 28,000	0	0	0	2,573	586	228	1,866	1,071	574	4,439	1,657	373
	28,001 - 32,000	0	0	0	1,872	155	83	1,626	579	356	3,498	735	210
	32,001 and over	0	0	0	0	0	0	1,359	192	142	1,359	192	142
	<b>TOTALS</b>	<b>442</b>	<b>\$30</b>	<b>\$69</b>	<b>19,865</b>	<b>\$10,084</b>	<b>\$508</b>	<b>14,289</b>	<b>\$11,220</b>	<b>\$785</b>	<b>34,596</b>	<b>\$21,334</b>	<b>\$617</b>
<b>All</b>													
	\$0 - \$4,000	3,994	\$203	\$51	1,379	\$381	\$276	1,060	\$411	\$388	6,433	\$994	\$155
	4,001 - 8,000	6,612	712	108	2,872	1,828	637	1,434	1,046	729	10,919	3,586	328
	8,001 - 12,000	3,804	155	41	4,357	3,475	798	2,544	3,005	1,181	10,705	6,636	620
	12,001 - 16,000	202	4	21	4,089	2,996	733	3,329	4,182	1,256	7,620	7,182	943
	16,001 - 20,000	0	0	0	4,244	2,479	584	3,231	3,438	1,064	7,475	5,917	792
	20,001 - 24,000	0	0	0	3,920	1,615	412	3,124	2,587	828	7,044	4,202	597
	24,001 - 28,000	0	0	0	3,407	828	243	3,243	1,972	608	6,650	2,799	421
	28,001 - 32,000	0	0	0	2,573	250	97	2,940	1,145	389	5,513	1,395	253
	32,001 and over	0	0	0	218	9	39	2,997	503	168	3,215	512	159
	<b>TOTALS</b>	<b>14,612</b>	<b>\$1,074</b>	<b>\$74</b>	<b>27,059</b>	<b>\$13,861</b>	<b>\$512</b>	<b>23,902</b>	<b>\$18,288</b>	<b>\$765</b>	<b>65,574</b>	<b>\$33,224</b>	<b>\$507</b>

\* Includes Married Filing Separate status.

A/ Amount is less than \$500.

D/ Tax Law prohibits the disclosure of individual taxpayer information.

# Sullivan County

Filing Status	Earned Income	Number of Qualifying Children									Total		
		None			One			More than One			#	Credits (000's)	Avg. Credit
		#	Credits (000's)	Avg. Credit	#	Credits (000's)	Avg. Credit	#	Credits (000's)	Avg. Credit			
<b>Single</b>													
	\$0 - \$4,000	291	\$14	\$47	26	\$8	\$297	16	\$6	\$359	333	\$27	\$82
	4,001 - 8,000	354	38	107	51	30	596	31	22	714	436	90	207
	8,001 - 12,000	D/	D/	34	36	28	770	41	48	1,166	D/	D/	294
	12,001 - 16,000	D/	A/	2	31	24	765	D/	D/	1,288	43	38	881
	16,001 - 20,000	0	0	0	18	11	626	D/	D/	1,104	27	21	786
	20,001 - 24,000	0	0	0	D/	D/	400	D/	D/	781	12	7	559
	24,001 - 28,000	0	0	0	D/	D/	281	D/	D/	674	13	5	402
	28,001 - 32,000	0	0	0	D/	A/	109	D/	D/	386	11	3	285
	32,001 and over	0	0	0	0	0	0	D/	A/	112	D/	A/	112
	<b>TOTALS</b>	<b>849</b>	<b>\$58</b>	<b>\$69</b>	<b>182</b>	<b>\$107</b>	<b>\$586</b>	<b>126</b>	<b>\$109</b>	<b>\$868</b>	<b>1,157</b>	<b>\$274</b>	<b>\$237</b>
<b>Married Filing Joint</b>													
	\$0 - \$4,000	49	\$2	\$50	16	\$4	\$223	31	\$12	\$384	96	\$18	\$187
	4,001 - 8,000	56	6	109	33	21	634	52	39	742	141	66	465
	8,001 - 12,000	D/	D/	78	54	43	798	87	102	1,174	D/	D/	815
	12,001 - 16,000	D/	D/	25	61	45	738	D/	D/	1,311	207	198	956
	16,001 - 20,000	0	0	0	50	30	603	104	122	1,176	154	152	990
	20,001 - 24,000	0	0	0	62	29	475	110	96	870	172	125	727
	24,001 - 28,000	0	0	0	62	18	297	140	94	671	202	112	557
	28,001 - 32,000	0	0	0	42	6	133	111	50	451	153	56	364
	32,001 and over	0	0	0	13	1	54	D/	D/	189	D/	D/	177
	<b>TOTALS</b>	<b>176</b>	<b>\$12</b>	<b>\$71</b>	<b>393</b>	<b>\$197</b>	<b>\$501</b>	<b>879</b>	<b>\$691</b>	<b>\$786</b>	<b>1,448</b>	<b>\$900</b>	<b>\$622</b>
<b>Head of Household*</b>													
	\$0 - \$4,000	D/	A/	\$52	69	\$20	\$286	70	\$27	\$386	145	\$47	\$325
	4,001 - 8,000	13	1	114	189	122	646	139	103	740	341	226	664
	8,001 - 12,000	D/	A/	40	243	196	808	227	274	1,207	476	471	989
	12,001 - 16,000	0	0	0	222	157	708	219	280	1,279	441	437	992
	16,001 - 20,000	0	0	0	205	118	575	166	170	1,026	371	288	777
	20,001 - 24,000	0	0	0	232	93	401	178	143	803	410	236	576
	24,001 - 28,000	0	0	0	191	44	232	186	107	574	377	151	400
	28,001 - 32,000	0	0	0	129	11	86	142	50	350	271	61	225
	32,001 and over	0	0	0	0	0	0	110	16	141	110	16	141
	<b>TOTALS</b>	<b>25</b>	<b>\$2</b>	<b>\$81</b>	<b>1,480</b>	<b>\$762</b>	<b>\$515</b>	<b>1,437</b>	<b>\$1,169</b>	<b>\$814</b>	<b>2,942</b>	<b>\$1,933</b>	<b>\$657</b>
<b>All</b>													
	\$0 - \$4,000	346	\$17	\$48	111	\$31	\$280	117	\$45	\$382	574	\$92	\$161
	4,001 - 8,000	423	45	107	273	173	635	222	164	737	918	382	416
	8,001 - 12,000	250	10	41	333	267	802	355	424	1,194	938	701	748
	12,001 - 16,000	31	1	24	314	226	720	346	446	1,290	691	673	974
	16,001 - 20,000	0	0	0	273	159	583	279	303	1,084	552	462	837
	20,001 - 24,000	0	0	0	301	125	416	293	243	828	594	368	619
	24,001 - 28,000	0	0	0	262	65	249	330	203	616	592	269	454
	28,001 - 32,000	0	0	0	175	17	98	260	103	394	435	120	275
	32,001 and over	0	0	0	13	1	54	240	40	167	253	41	161
	<b>TOTALS</b>	<b>1,050</b>	<b>\$73</b>	<b>\$69</b>	<b>2,055</b>	<b>\$1,065</b>	<b>\$518</b>	<b>2,442</b>	<b>\$1,970</b>	<b>\$807</b>	<b>5,547</b>	<b>\$3,108</b>	<b>\$560</b>

\* Includes Married Filing Separate status.

A/ Amount is less than \$500.

D/ Tax Law prohibits the disclosure of individual taxpayer information.

# Tioga County

Filing Status	Earned Income	Number of Qualifying Children									Total		
		None			One			More than One			#	Credits (000's)	Avg. Credit
		#	Credits (000's)	Avg. Credit	#	Credits (000's)	Avg. Credit	#	Credits (000's)	Avg. Credit			
<b>Single</b>													
	\$0 - \$4,000	D/	D/	\$48	23	\$5	\$237	D/	D/	\$355	193	\$17	\$86
	4,001 - 8,000	D/	D/	105	25	15	584	D/	D/	743	258	46	179
	8,001 - 12,000	D/	D/	31	19	14	756	D/	D/	1,162	136	26	190
	12,001 - 16,000	0	0	0	20	14	709	10	13	1,316	30	27	911
	16,001 - 20,000	0	0	0	D/	D/	622	D/	D/	1,103	17	12	707
	20,001 - 24,000	0	0	0	D/	D/	363	D/	D/	851	14	8	537
	24,001 - 28,000	0	0	0	D/	D/	301	D/	D/	513	D/	D/	344
	28,001 - 32,000	0	0	0	D/	D/	120	D/	A/	283	D/	D/	143
	32,001 and over	0	0	0	0	0	0	0	0	0	0	0	0
	<b>TOTALS</b>	<b>492</b>	<b>\$34</b>	<b>\$70</b>	<b>120</b>	<b>\$62</b>	<b>\$521</b>	<b>48</b>	<b>\$41</b>	<b>\$862</b>	<b>660</b>	<b>\$138</b>	<b>\$210</b>
<b>Married Filing Joint</b>													
	\$0 - \$4,000	29	\$1	\$42	17	\$4	\$215	24	\$7	\$275	70	\$11	\$164
	4,001 - 8,000	25	3	109	18	9	495	20	15	725	63	26	415
	8,001 - 12,000	27	2	76	29	23	791	43	50	1,166	99	75	759
	12,001 - 16,000	16	A/	26	31	24	765	65	85	1,315	112	110	979
	16,001 - 20,000	0	0	0	41	24	581	92	105	1,142	133	129	969
	20,001 - 24,000	0	0	0	50	23	454	100	88	882	150	111	740
	24,001 - 28,000	0	0	0	59	16	263	103	65	633	162	81	498
	28,001 - 32,000	0	0	0	55	8	154	104	45	429	159	53	334
	32,001 and over	0	0	0	15	1	47	129	24	186	144	25	171
	<b>TOTALS</b>	<b>97</b>	<b>\$6</b>	<b>\$66</b>	<b>315</b>	<b>\$130</b>	<b>\$414</b>	<b>680</b>	<b>\$484</b>	<b>\$711</b>	<b>1,092</b>	<b>\$621</b>	<b>\$568</b>
<b>Head of Household*</b>													
	\$0 - \$4,000	D/	A/	\$29	58	\$14	\$246	D/	D/	\$310	103	\$28	\$269
	4,001 - 8,000	D/	A/	107	77	48	627	D/	D/	750	140	94	673
	8,001 - 12,000	D/	A/	43	126	100	796	D/	D/	1,170	227	216	952
	12,001 - 16,000	0	0	0	146	104	709	106	135	1,271	252	238	945
	16,001 - 20,000	0	0	0	148	83	561	93	92	993	241	175	728
	20,001 - 24,000	0	0	0	141	55	393	88	71	801	229	126	550
	24,001 - 28,000	0	0	0	D/	D/	225	D/	D/	558	160	59	371
	28,001 - 32,000	0	0	0	D/	D/	74	D/	D/	349	120	21	173
	32,001 and over	0	0	0	0	0	0	34	5	148	34	5	148
	<b>TOTALS</b>	<b>D/</b>	<b>A/</b>	<b>\$60</b>	<b>863</b>	<b>\$431</b>	<b>\$499</b>	<b>637</b>	<b>\$532</b>	<b>\$835</b>	<b>1,506</b>	<b>\$963</b>	<b>\$639</b>
<b>All</b>													
	\$0 - \$4,000	191	\$9	\$47	98	\$23	\$239	77	\$23	\$305	366	\$56	\$153
	4,001 - 8,000	249	26	106	120	72	598	92	68	744	461	167	361
	8,001 - 12,000	139	6	40	174	138	791	149	174	1,168	462	317	687
	12,001 - 16,000	16	A/	26	197	141	718	181	233	1,289	394	375	952
	16,001 - 20,000	0	0	0	203	116	569	188	201	1,068	391	316	809
	20,001 - 24,000	0	0	0	200	81	407	193	163	845	393	244	622
	24,001 - 28,000	0	0	0	153	37	242	174	105	602	327	142	433
	28,001 - 32,000	0	0	0	138	15	108	148	60	405	286	75	262
	32,001 and over	0	0	0	15	1	47	163	29	178	178	30	167
	<b>TOTALS</b>	<b>595</b>	<b>\$41</b>	<b>\$69</b>	<b>1,298</b>	<b>\$624</b>	<b>\$481</b>	<b>1,365</b>	<b>\$1,057</b>	<b>\$774</b>	<b>3,258</b>	<b>\$1,722</b>	<b>\$528</b>

\* Includes Married Filing Separate status.

A/ Amount is less than \$500.

D/ Tax Law prohibits the disclosure of individual taxpayer information.

# Tompkins County

Filing Status	Earned Income	Number of Qualifying Children									Total		
		None			One			More than One			#	Credits (000's)	Avg. Credit
		#	Credits (000's)	Avg. Credit	#	Credits (000's)	Avg. Credit	#	Credits (000's)	Avg. Credit			
<b>Single</b>													
	\$0 - \$4,000	334	\$16	\$49	37	\$8	\$214	19	\$5	\$250	390	\$29	\$74
	4,001 - 8,000	420	45	107	31	19	622	15	10	681	466	75	160
	8,001 - 12,000	233	7	31	28	22	787	16	16	987	277	45	162
	12,001 - 16,000	0	0	0	17	12	704	D/	D/	1,307	26	24	913
	16,001 - 20,000	0	0	0	19	11	585	D/	D/	1,088	23	15	673
	20,001 - 24,000	0	0	0	10	5	462	D/	D/	913	14	8	591
	24,001 - 28,000	0	0	0	D/	D/	263	D/	D/	633	D/	D/	402
	28,001 - 32,000	0	0	0	D/	A/	81	D/	A/	494	D/	D/	150
	32,001 and over	0	0	0	0	0	0	D/	A/	223	D/	A/	223
	<b>TOTALS</b>	<b>987</b>	<b>\$69</b>	<b>\$69</b>	<b>152</b>	<b>\$79</b>	<b>\$518</b>	<b>72</b>	<b>\$53</b>	<b>\$738</b>	<b>1,211</b>	<b>\$200</b>	<b>\$165</b>
<b>Married Filing Joint</b>													
	\$0 - \$4,000	26	\$1	\$35	14	\$3	\$238	16	\$5	\$282	56	\$9	\$156
	4,001 - 8,000	33	3	104	20	11	570	28	20	731	81	35	436
	8,001 - 12,000	37	3	84	32	25	787	43	50	1,167	112	78	700
	12,001 - 16,000	18	A/	25	44	33	749	54	70	1,302	116	104	894
	16,001 - 20,000	0	0	0	49	31	638	81	95	1,171	130	126	970
	20,001 - 24,000	0	0	0	51	22	436	67	59	885	118	82	691
	24,001 - 28,000	0	0	0	54	17	314	D/	D/	650	D/	D/	527
	28,001 - 32,000	0	0	0	54	8	150	D/	D/	438	D/	D/	331
	32,001 and over	0	0	0	20	1	39	D/	D/	197	D/	D/	176
	<b>TOTALS</b>	<b>114</b>	<b>\$8</b>	<b>\$69</b>	<b>338</b>	<b>\$152</b>	<b>\$450</b>	<b>606</b>	<b>\$426</b>	<b>\$704</b>	<b>1,058</b>	<b>\$586</b>	<b>\$554</b>
<b>Head of Household*</b>													
	\$0 - \$4,000	D/	A/	\$50	80	\$19	\$241	54	\$17	\$318	138	\$37	\$265
	4,001 - 8,000	D/	D/	105	113	70	623	99	73	738	217	144	663
	8,001 - 12,000	D/	A/	45	176	138	783	87	104	1,199	266	242	911
	12,001 - 16,000	0	0	0	177	129	729	129	161	1,252	306	291	950
	16,001 - 20,000	0	0	0	160	90	565	113	117	1,035	273	207	759
	20,001 - 24,000	0	0	0	177	71	401	105	84	802	282	155	550
	24,001 - 28,000	0	0	0	122	28	228	72	39	540	194	67	343
	28,001 - 32,000	0	0	0	92	7	79	76	27	349	168	34	201
	32,001 and over	0	0	0	0	0	0	53	8	144	53	8	144
	<b>TOTALS</b>	<b>12</b>	<b>\$1</b>	<b>\$72</b>	<b>1,097</b>	<b>\$553</b>	<b>\$504</b>	<b>788</b>	<b>\$630</b>	<b>\$800</b>	<b>1,897</b>	<b>\$1,184</b>	<b>\$624</b>
<b>All</b>													
	\$0 - \$4,000	364	\$17	\$48	131	\$30	\$233	89	\$26	\$297	584	\$74	\$127
	4,001 - 8,000	458	49	107	164	101	616	142	104	730	764	254	332
	8,001 - 12,000	273	10	38	236	185	784	146	170	1,166	655	366	558
	12,001 - 16,000	18	A/	25	238	174	731	192	244	1,269	448	418	933
	16,001 - 20,000	0	0	0	228	133	582	198	216	1,092	426	349	819
	20,001 - 24,000	0	0	0	238	98	411	176	147	836	414	245	592
	24,001 - 28,000	0	0	0	181	46	254	168	101	602	349	147	422
	28,001 - 32,000	0	0	0	151	16	104	169	67	398	320	83	260
	32,001 and over	0	0	0	20	1	39	186	34	182	206	35	168
	<b>TOTALS</b>	<b>1,113</b>	<b>\$77</b>	<b>\$69</b>	<b>1,587</b>	<b>\$784</b>	<b>\$494</b>	<b>1,466</b>	<b>\$1,110</b>	<b>\$757</b>	<b>4,166</b>	<b>\$1,971</b>	<b>\$473</b>

\* Includes Married Filing Separate status.

A/ Amount is less than \$500.

D/ Tax Law prohibits the disclosure of individual taxpayer information.

# Ulster County

Filing Status	Earned Income	Number of Qualifying Children									Total		
		None			One			More than One			#	Credits (000's)	Avg. Credit
		#	Credits (000's)	Avg. Credit	#	Credits (000's)	Avg. Credit	#	Credits (000's)	Avg. Credit			
<b>Single</b>													
	\$0 - \$4,000	731	\$35	\$47	45	\$11	\$237	12	\$4	\$318	788	\$49	\$62
	4,001 - 8,000	878	94	107	76	47	614	19	14	744	974	154	158
	8,001 - 12,000	D/	D/	33	D/	D/	791	21	24	1,121	577	77	133
	12,001 - 16,000	D/	A/	1	38	28	746	D/	D/	1,244	53	45	840
	16,001 - 20,000	0	0	0	D/	D/	585	D/	D/	1,138	41	28	693
	20,001 - 24,000	0	0	0	D/	D/	463	D/	D/	859	33	17	523
	24,001 - 28,000	0	0	0	D/	D/	220	D/	D/	626	20	6	302
	28,001 - 32,000	0	0	0	D/	A/	32	D/	D/	409	D/	D/	355
	32,001 and over	0	0	0	0	0	0	D/	D/	81	D/	A/	81
	<b>TOTALS</b>	<b>2,121</b>	<b>\$145</b>	<b>\$68</b>	<b>283</b>	<b>\$158</b>	<b>\$558</b>	<b>90</b>	<b>\$76</b>	<b>\$846</b>	<b>2,495</b>	<b>\$379</b>	<b>\$152</b>
<b>Married Filing Joint</b>													
	\$0 - \$4,000	150	\$6	\$39	33	\$8	\$246	44	\$16	\$364	227	\$30	\$132
	4,001 - 8,000	99	11	112	67	41	613	47	34	725	213	86	405
	8,001 - 12,000	D/	D/	86	D/	D/	759	97	111	1,143	277	181	655
	12,001 - 16,000	D/	D/	24	74	56	763	D/	D/	1,298	277	273	985
	16,001 - 20,000	0	0	0	102	65	637	147	176	1,199	249	241	969
	20,001 - 24,000	0	0	0	121	55	458	186	162	873	307	218	709
	24,001 - 28,000	0	0	0	125	36	292	164	109	664	289	145	503
	28,001 - 32,000	0	0	0	D/	D/	140	180	81	452	D/	D/	345
	32,001 and over	0	0	0	42	2	45	D/	D/	177	D/	D/	157
	<b>TOTALS</b>	<b>384</b>	<b>\$26</b>	<b>\$68</b>	<b>740</b>	<b>\$340</b>	<b>\$459</b>	<b>1,276</b>	<b>\$949</b>	<b>\$743</b>	<b>2,400</b>	<b>\$1,315</b>	<b>\$548</b>
<b>Head of Household*</b>													
	\$0 - \$4,000	21	\$1	\$51	196	\$50	\$257	106	\$35	\$334	323	\$87	\$269
	4,001 - 8,000	24	3	114	394	247	626	207	152	734	625	401	642
	8,001 - 12,000	12	1	47	446	361	809	304	360	1,184	762	721	947
	12,001 - 16,000	0	0	0	446	323	725	325	414	1,274	771	738	957
	16,001 - 20,000	0	0	0	396	227	574	273	287	1,050	669	514	768
	20,001 - 24,000	0	0	0	388	156	402	304	242	795	692	398	575
	24,001 - 28,000	0	0	0	386	89	231	258	150	581	644	239	372
	28,001 - 32,000	0	0	0	262	22	85	209	74	355	471	96	205
	32,001 and over	0	0	0	0	0	0	163	24	146	163	24	146
	<b>TOTALS</b>	<b>57</b>	<b>\$4</b>	<b>\$77</b>	<b>2,914</b>	<b>\$1,476</b>	<b>\$506</b>	<b>2,149</b>	<b>\$1,738</b>	<b>\$809</b>	<b>5,120</b>	<b>\$3,218</b>	<b>\$629</b>
<b>All</b>													
	\$0 - \$4,000	902	\$41	\$46	274	\$69	\$252	162	\$55	\$341	1,338	\$166	\$124
	4,001 - 8,000	1,001	107	107	537	334	622	273	200	733	1,812	642	354
	8,001 - 12,000	620	26	42	574	459	800	422	494	1,172	1,616	980	606
	12,001 - 16,000	39	1	23	558	408	732	504	646	1,281	1,101	1,055	958
	16,001 - 20,000	0	0	0	531	312	587	428	472	1,103	959	783	817
	20,001 - 24,000	0	0	0	537	224	418	495	408	825	1,032	633	613
	24,001 - 28,000	0	0	0	527	129	245	426	261	614	953	391	410
	28,001 - 32,000	0	0	0	357	35	99	395	158	400	752	193	257
	32,001 and over	0	0	0	42	2	45	410	67	164	452	69	153
	<b>TOTALS</b>	<b>2,562</b>	<b>\$176</b>	<b>\$69</b>	<b>3,937</b>	<b>\$1,973</b>	<b>\$501</b>	<b>3,515</b>	<b>\$2,763</b>	<b>\$786</b>	<b>10,015</b>	<b>\$4,912</b>	<b>\$490</b>

\* Includes Married Filing Separate status.

A/ Amount is less than \$500.

D/ Tax Law prohibits the disclosure of individual taxpayer information.



# Warren County

Filing Status	Earned Income	Number of Qualifying Children									Total		
		None			One			More than One			#	Credits (000's)	Avg. Credit
		#	Credits (000's)	Avg. Credit	#	Credits (000's)	Avg. Credit	#	Credits (000's)	Avg. Credit			
<b>Single</b>													
	\$0 - \$4,000	282	\$14	\$49	21	\$6	\$265	D/	D/	\$337	312	\$22	\$72
	4,001 - 8,000	337	35	105	34	21	631	21	14	682	392	71	182
	8,001 - 12,000	193	6	30	40	32	795	15	18	1,183	248	55	223
	12,001 - 16,000	0	0	0	13	10	763	D/	D/	1,323	19	18	940
	16,001 - 20,000	0	0	0	17	11	642	D/	D/	1,043	20	14	702
	20,001 - 24,000	0	0	0	D/	D/	418	D/	D/	907	11	6	551
	24,001 - 28,000	0	0	0	D/	D/	246	D/	D/	643	D/	D/	378
	28,001 - 32,000	0	0	0	D/	D/	116	D/	D/	383	D/	D/	205
	32,001 and over	0	0	0	0	0	0	0	0	0	0	0	0
	<b>TOTALS</b>	<b>812</b>	<b>\$55</b>	<b>\$68</b>	<b>145</b>	<b>\$85</b>	<b>\$588</b>	<b>63</b>	<b>\$52</b>	<b>\$825</b>	<b>1,020</b>	<b>\$192</b>	<b>\$188</b>
<b>Married Filing Joint</b>													
	\$0 - \$4,000	28	\$1	\$44	16	\$4	\$270	21	\$8	\$362	65	\$13	\$202
	4,001 - 8,000	52	5	101	19	13	659	25	19	756	96	37	382
	8,001 - 12,000	33	3	79	30	23	760	56	68	1,215	119	93	785
	12,001 - 16,000	18	A/	22	28	22	772	65	81	1,246	111	103	928
	16,001 - 20,000	0	0	0	44	27	606	91	106	1,170	135	133	986
	20,001 - 24,000	0	0	0	52	24	461	99	86	866	151	110	727
	24,001 - 28,000	0	0	0	53	16	294	90	60	666	143	76	528
	28,001 - 32,000	0	0	0	52	7	136	83	37	441	135	44	323
	32,001 and over	0	0	0	24	1	44	144	29	199	168	30	177
	<b>TOTALS</b>	<b>131</b>	<b>\$9</b>	<b>\$72</b>	<b>318</b>	<b>\$136</b>	<b>\$426</b>	<b>674</b>	<b>\$493</b>	<b>\$731</b>	<b>1,123</b>	<b>\$638</b>	<b>\$568</b>
<b>Head of Household*</b>													
	\$0 - \$4,000	D/	A/	\$55	73	\$21	\$292	42	\$14	\$343	118	\$36	\$304
	4,001 - 8,000	D/	D/	113	114	74	649	76	53	700	197	128	649
	8,001 - 12,000	D/	A/	48	200	160	801	121	146	1,210	327	307	939
	12,001 - 16,000	0	0	0	177	124	701	129	165	1,280	306	289	945
	16,001 - 20,000	0	0	0	211	121	574	121	127	1,048	332	248	747
	20,001 - 24,000	0	0	0	179	72	404	115	94	818	294	166	566
	24,001 - 28,000	0	0	0	157	35	220	98	56	569	255	90	354
	28,001 - 32,000	0	0	0	105	9	84	62	22	352	167	31	183
	32,001 and over	0	0	0	0	0	0	39	5	132	39	5	132
	<b>TOTALS</b>	<b>16</b>	<b>\$1</b>	<b>\$78</b>	<b>1,216</b>	<b>\$616</b>	<b>\$507</b>	<b>803</b>	<b>\$683</b>	<b>\$850</b>	<b>2,035</b>	<b>\$1,300</b>	<b>\$639</b>
<b>All</b>													
	\$0 - \$4,000	313	\$15	\$49	110	\$31	\$284	72	\$25	\$348	495	\$71	\$144
	4,001 - 8,000	396	42	105	167	108	646	122	86	709	685	236	344
	8,001 - 12,000	232	9	37	270	215	796	192	232	1,209	694	456	657
	12,001 - 16,000	18	A/	22	218	156	714	200	254	1,271	436	410	941
	16,001 - 20,000	0	0	0	272	159	583	215	236	1,100	487	395	811
	20,001 - 24,000	0	0	0	239	100	417	217	183	841	456	282	619
	24,001 - 28,000	0	0	0	216	52	239	191	118	616	407	169	416
	28,001 - 32,000	0	0	0	163	17	101	148	60	402	311	76	245
	32,001 and over	0	0	0	24	1	44	183	34	184	207	35	168
	<b>TOTALS</b>	<b>959</b>	<b>\$66</b>	<b>\$69</b>	<b>1,679</b>	<b>\$837</b>	<b>\$499</b>	<b>1,540</b>	<b>\$1,228</b>	<b>\$797</b>	<b>4,178</b>	<b>\$2,131</b>	<b>\$510</b>

\* Includes Married Filing Separate status.

A/ Amount is less than \$500.

D/ Tax Law prohibits the disclosure of individual taxpayer information.

# Washington County

Filing Status	Earned Income	Number of Qualifying Children									Total			
		None			One			More than One			#	Credits (000's)	Avg. Credit	
		#	Credits (000's)	Avg. Credit	#	Credits (000's)	Avg. Credit	#	Credits (000's)	Avg. Credit				
<b>Single</b>														
	\$0 - \$4,000	233	\$12	\$50	31	\$7	\$224	20	\$6	\$290	284	\$24	\$86	
	4,001 - 8,000	283	30	106	45	28	620	30	20	663	358	78	217	
	8,001 - 12,000	147	5	33	44	34	763	14	14	1,006	205	53	256	
	12,001 - 16,000	0	0	0	D/	D/	705	D/	D/	1,250	29	25	856	
	16,001 - 20,000	0	0	0	D/	D/	629	D/	D/	1,118	23	18	799	
	20,001 - 24,000	0	0	0	D/	D/	425	D/	D/	878	20	11	561	
	24,001 - 28,000	0	0	0	D/	D/	241	D/	D/	615	D/	D/	324	
	28,001 - 32,000	0	0	0	D/	A/	D/	D/	A/	434	D/	D/	159	
	32,001 and over	0	0	0	0	0	0	0	0	0	0	0	0	
	<b>TOTALS</b>	<b>663</b>	<b>\$46</b>	<b>\$70</b>	<b>181</b>	<b>\$101</b>	<b>\$556</b>	<b>89</b>	<b>\$66</b>	<b>\$738</b>	<b>933</b>	<b>\$213</b>	<b>\$228</b>	
<b>Married Filing Joint</b>														
	\$0 - \$4,000	50	\$2	\$44	22	\$5	\$228	16	\$6	\$354	88	\$13	\$146	
	4,001 - 8,000	54	6	109	18	11	604	41	30	731	113	47	414	
	8,001 - 12,000	54	4	79	45	35	767	64	73	1,145	163	112	687	
	12,001 - 16,000	19	1	31	42	34	798	90	116	1,284	151	150	991	
	16,001 - 20,000	0	0	0	52	32	618	104	123	1,183	156	155	995	
	20,001 - 24,000	0	0	0	73	33	450	108	94	873	181	127	702	
	24,001 - 28,000	0	0	0	49	16	318	105	69	661	154	85	552	
	28,001 - 32,000	0	0	0	60	9	143	117	51	436	177	60	337	
	32,001 and over	0	0	0	21	1	51	164	32	198	185	33	181	
	<b>TOTALS</b>	<b>177</b>	<b>\$13</b>	<b>\$73</b>	<b>382</b>	<b>\$174</b>	<b>\$456</b>	<b>809</b>	<b>\$595</b>	<b>\$735</b>	<b>1,368</b>	<b>\$782</b>	<b>\$571</b>	
<b>Head of Household*</b>														
	\$0 - \$4,000	D/	A/	\$28	68	\$18	\$268	37	\$12	\$331	112	\$31	\$274	
	4,001 - 8,000	D/	D/	115	133	84	633	97	71	734	235	156	663	
	8,001 - 12,000	D/	A/	46	176	139	790	137	163	1,188	322	302	939	
	12,001 - 16,000	0	0	0	195	140	717	127	161	1,270	322	301	935	
	16,001 - 20,000	0	0	0	180	104	576	104	107	1,024	284	210	740	
	20,001 - 24,000	0	0	0	202	79	393	129	102	787	331	181	546	
	24,001 - 28,000	0	0	0	169	38	227	D/	D/	585	D/	D/	351	
	28,001 - 32,000	0	0	0	94	8	87	D/	D/	372	D/	D/	212	
	32,001 and over	0	0	0	0	0	0	52	7	136	52	7	136	
	<b>TOTALS</b>	<b>21</b>	<b>\$1</b>	<b>\$56</b>	<b>1,217</b>	<b>\$611</b>	<b>\$502</b>	<b>846</b>	<b>\$702</b>	<b>\$830</b>	<b>2,084</b>	<b>\$1,314</b>	<b>\$631</b>	
<b>All</b>														
	\$0 - \$4,000	290	\$14	\$48	121	\$30	\$249	73	\$24	\$325	484	\$68	\$140	
	4,001 - 8,000	342	37	107	196	123	627	168	121	720	706	280	397	
	8,001 - 12,000	210	10	46	265	207	782	215	250	1,163	690	467	677	
	12,001 - 16,000	19	1	31	258	188	729	225	287	1,275	502	476	947	
	16,001 - 20,000	0	0	0	247	145	588	216	239	1,104	463	384	829	
	20,001 - 24,000	0	0	0	289	118	409	243	201	827	532	319	600	
	24,001 - 28,000	0	0	0	225	56	248	196	123	626	421	178	424	
	28,001 - 32,000	0	0	0	158	17	109	192	79	411	350	96	275	
	32,001 and over	0	0	0	21	1	51	216	39	183	237	41	171	
	<b>TOTALS</b>	<b>861</b>	<b>\$61</b>	<b>\$70</b>	<b>1,780</b>	<b>\$886</b>	<b>\$498</b>	<b>1,744</b>	<b>\$1,362</b>	<b>\$781</b>	<b>4,385</b>	<b>\$2,309</b>	<b>\$527</b>	

\* Includes Married Filing Separate status.

A/ Amount is less than \$500.

D/ Tax Law prohibits the disclosure of individual taxpayer information.

# Wayne County

Filing Status	Earned Income	Number of Qualifying Children									Total		
		None			One			More than One			#	Credits (000's)	Avg. Credit
		#	Credits (000's)	Avg. Credit	#	Credits (000's)	Avg. Credit	#	Credits (000's)	Avg. Credit			
<b>Single</b>													
	\$0 - \$4,000	271	\$13	\$48	41	\$11	\$261	22	\$7	\$299	334	\$30	\$91
	4,001 - 8,000	370	39	104	64	39	604	31	22	709	465	99	213
	8,001 - 12,000	185	6	32	39	29	752	14	16	1,147	238	51	216
	12,001 - 16,000	0	0	0	27	20	749	15	19	1,291	42	40	942
	16,001 - 20,000	0	0	0	34	21	612	14	16	1,110	48	36	758
	20,001 - 24,000	0	0	0	24	11	446	13	11	850	37	22	588
	24,001 - 28,000	0	0	0	D/	D/	255	D/	D/	585	24	8	352
	28,001 - 32,000	0	0	0	D/	A/	68	D/	D/	418	D/	D/	173
	32,001 and over	0	0	0	0	0	0	D/	A/	172	D/	A/	172
	<b>TOTALS</b>	<b>826</b>	<b>\$58</b>	<b>\$70</b>	<b>253</b>	<b>\$135</b>	<b>\$535</b>	<b>121</b>	<b>\$96</b>	<b>\$795</b>	<b>1,200</b>	<b>\$289</b>	<b>\$241</b>
<b>Married Filing Joint</b>													
	\$0 - \$4,000	45	\$2	\$38	31	\$9	\$298	34	\$12	\$351	110	\$23	\$208
	4,001 - 8,000	49	5	97	30	19	643	52	39	747	131	63	480
	8,001 - 12,000	44	4	83	46	35	765	86	101	1,179	176	140	797
	12,001 - 16,000	26	1	20	53	39	737	104	132	1,267	183	171	936
	16,001 - 20,000	0	0	0	60	40	667	105	120	1,145	165	160	971
	20,001 - 24,000	0	0	0	68	32	464	148	127	857	216	158	734
	24,001 - 28,000	0	0	0	68	20	293	140	93	661	208	112	541
	28,001 - 32,000	0	0	0	69	10	141	156	68	433	225	77	343
	32,001 and over	0	0	0	24	1	31	229	42	184	253	43	169
	<b>TOTALS</b>	<b>164</b>	<b>\$11</b>	<b>\$65</b>	<b>449</b>	<b>\$205</b>	<b>\$456</b>	<b>1,054</b>	<b>\$733</b>	<b>\$696</b>	<b>1,667</b>	<b>\$949</b>	<b>\$569</b>
<b>Head of Household*</b>													
	\$0 - \$4,000	5	A/	\$56	101	\$26	\$258	96	\$34	\$351	202	\$60	\$297
	4,001 - 8,000	9	1	94	185	116	626	154	111	718	348	227	653
	8,001 - 12,000	5	A/	40	260	206	792	191	226	1,182	456	432	947
	12,001 - 16,000	0	0	0	239	171	717	236	298	1,264	475	470	989
	16,001 - 20,000	0	0	0	274	159	579	232	238	1,024	506	396	783
	20,001 - 24,000	0	0	0	246	99	400	173	138	796	419	236	564
	24,001 - 28,000	0	0	0	229	52	228	154	89	575	383	141	368
	28,001 - 32,000	0	0	0	146	13	88	D/	D/	356	D/	D/	218
	32,001 and over	0	0	0	0	0	0	D/	D/	134	D/	D/	134
	<b>TOTALS</b>	<b>19</b>	<b>\$1</b>	<b>\$70</b>	<b>1,680</b>	<b>\$842</b>	<b>\$501</b>	<b>1,469</b>	<b>\$1,194</b>	<b>\$813</b>	<b>3,168</b>	<b>\$2,037</b>	<b>\$643</b>
<b>All</b>													
	\$0 - \$4,000	321	\$15	\$47	173	\$46	\$266	152	\$52	\$343	646	\$113	\$175
	4,001 - 8,000	428	44	103	279	174	623	237	171	723	944	389	412
	8,001 - 12,000	234	10	42	345	271	784	291	343	1,180	870	624	717
	12,001 - 16,000	26	1	20	319	231	723	355	449	1,266	700	681	972
	16,001 - 20,000	0	0	0	368	220	597	351	373	1,064	719	593	825
	20,001 - 24,000	0	0	0	338	141	416	334	276	825	672	416	620
	24,001 - 28,000	0	0	0	314	77	244	301	185	616	615	262	426
	28,001 - 32,000	0	0	0	222	23	104	298	118	397	520	141	272
	32,001 and over	0	0	0	24	1	31	325	55	169	349	56	160
	<b>TOTALS</b>	<b>1,009</b>	<b>\$70</b>	<b>\$69</b>	<b>2,382</b>	<b>\$1,182</b>	<b>\$496</b>	<b>2,644</b>	<b>\$2,024</b>	<b>\$765</b>	<b>6,035</b>	<b>\$3,275</b>	<b>\$543</b>

\* Includes Married Filing Separate status.

A/ Amount is less than \$500.

D/ Tax Law prohibits the disclosure of individual taxpayer information.

# Westchester County

Filing Status	Earned Income	Number of Qualifying Children									Total		
		None			One			More than One			#	Credits (000's)	Avg. Credit
		#	Credits (000's)	Avg. Credit	#	Credits (000's)	Avg. Credit	#	Credits (000's)	Avg. Credit			
<b>Single</b>													
	\$0 - \$4,000	2,043	\$105	\$51	71	\$19	\$272	17	\$7	\$404	2,131	\$131	\$61
	4,001 - 8,000	3,474	374	108	208	134	643	47	33	709	3,729	541	145
	8,001 - 12,000	1,758	58	33	217	172	794	66	79	1,201	2,041	310	152
	12,001 - 16,000	D/	A/	1	154	117	758	64	83	1,292	221	199	902
	16,001 - 20,000	0	0	0	145	89	614	42	46	1,089	187	135	721
	20,001 - 24,000	0	0	0	80	35	433	44	37	837	124	71	577
	24,001 - 28,000	0	0	0	82	21	256	21	13	625	103	34	331
	28,001 - 32,000	0	0	0	54	5	85	25	10	417	79	15	190
	32,001 and over	0	0	0	0	0	0	19	3	150	19	3	150
	<b>TOTALS</b>	<b>7,278</b>	<b>\$537</b>	<b>\$74</b>	<b>1,011</b>	<b>\$591</b>	<b>\$585</b>	<b>345</b>	<b>\$311</b>	<b>\$902</b>	<b>8,634</b>	<b>\$1,439</b>	<b>\$167</b>
<b>Married Filing Joint</b>													
	\$0 - \$4,000	144	\$7	\$50	77	\$21	\$279	140	\$78	\$559	361	\$107	\$296
	4,001 - 8,000	230	26	114	142	90	637	117	87	746	489	204	417
	8,001 - 12,000	238	19	82	253	201	794	304	362	1,190	795	582	732
	12,001 - 16,000	107	2	22	247	195	790	434	563	1,296	788	760	965
	16,001 - 20,000	0	0	0	353	229	647	542	636	1,173	895	864	966
	20,001 - 24,000	0	0	0	355	166	468	558	499	894	913	665	728
	24,001 - 28,000	0	0	0	314	97	310	658	445	677	972	543	558
	28,001 - 32,000	0	0	0	323	46	141	687	315	458	1,010	360	357
	32,001 and over	0	0	0	111	5	46	776	147	190	887	152	172
	<b>TOTALS</b>	<b>719</b>	<b>\$55</b>	<b>\$77</b>	<b>2,175</b>	<b>\$1,051</b>	<b>\$483</b>	<b>4,216</b>	<b>\$3,133</b>	<b>\$743</b>	<b>7,110</b>	<b>\$4,238</b>	<b>\$596</b>
<b>Head of Household*</b>													
	\$0 - \$4,000	86	\$4	\$52	667	\$200	\$300	423	\$184	\$435	1,176	\$389	\$330
	4,001 - 8,000	147	16	109	1,653	1,075	651	792	592	748	2,592	1,683	649
	8,001 - 12,000	152	8	52	2,363	1,903	806	1,499	1,813	1,209	4,014	3,724	928
	12,001 - 16,000	0	0	0	2,068	1,504	727	1,633	2,083	1,275	3,701	3,587	969
	16,001 - 20,000	0	0	0	1,925	1,099	571	1,376	1,419	1,032	3,301	2,518	763
	20,001 - 24,000	0	0	0	1,862	743	399	1,360	1,104	812	3,222	1,847	573
	24,001 - 28,000	0	0	0	1,639	371	227	1,263	735	582	2,902	1,107	381
	28,001 - 32,000	0	0	0	1,228	101	82	1,163	416	357	2,391	517	216
	32,001 and over	0	0	0	0	0	0	984	137	139	984	137	139
	<b>TOTALS</b>	<b>385</b>	<b>\$28</b>	<b>\$74</b>	<b>13,405</b>	<b>\$6,997</b>	<b>\$522</b>	<b>10,493</b>	<b>\$8,483</b>	<b>\$808</b>	<b>24,283</b>	<b>\$15,508</b>	<b>\$639</b>
<b>All</b>													
	\$0 - \$4,000	2,273	\$116	\$51	815	\$241	\$295	580	\$269	\$464	3,668	\$626	\$171
	4,001 - 8,000	3,851	416	108	2,003	1,299	649	956	713	745	6,810	2,428	357
	8,001 - 12,000	2,148	85	40	2,833	2,277	804	1,869	2,254	1,206	6,850	4,616	674
	12,001 - 16,000	110	2	21	2,469	1,816	736	2,131	2,728	1,280	4,710	4,547	965
	16,001 - 20,000	0	0	0	2,423	1,416	584	1,960	2,101	1,072	4,383	3,517	802
	20,001 - 24,000	0	0	0	2,297	944	411	1,962	1,640	836	4,259	2,584	607
	24,001 - 28,000	0	0	0	2,035	490	241	1,942	1,194	615	3,977	1,683	423
	28,001 - 32,000	0	0	0	1,605	151	94	1,875	741	395	3,480	892	256
	32,001 and over	0	0	0	111	5	46	1,779	287	161	1,890	292	154
	<b>TOTALS</b>	<b>8,382</b>	<b>\$620</b>	<b>\$74</b>	<b>16,591</b>	<b>\$8,639</b>	<b>\$521</b>	<b>15,054</b>	<b>\$11,926</b>	<b>\$792</b>	<b>40,027</b>	<b>\$21,185</b>	<b>\$529</b>

\* Includes Married Filing Separate status.

A/ Amount is less than \$500.

D/ Tax Law prohibits the disclosure of individual taxpayer information.

# Wyoming County

Filing Status	Earned Income	Number of Qualifying Children									Total		
		None			One			More than One			#	Credits (000's)	Avg. Credit
		#	Credits (000's)	Avg. Credit	#	Credits (000's)	Avg. Credit	#	Credits (000's)	Avg. Credit			
<b>Single</b>													
	\$0 - \$4,000	107	\$5	\$47	17	\$4	\$258	12	\$3	\$292	136	\$13	\$95
	4,001 - 8,000	D/	D/	106	D/	D/	646	10	7	731	193	38	197
	8,001 - 12,000	D/	D/	33	D/	D/	786	D/	D/	1,200	96	13	132
	12,001 - 16,000	0	0	0	13	10	772	D/	D/	1,303	16	14	871
	16,001 - 20,000	0	0	0	D/	D/	610	D/	D/	1,159	12	10	839
	20,001 - 24,000	0	0	0	D/	D/	424	D/	D/	926	17	9	542
	24,001 - 28,000	0	0	0	D/	A/	271	D/	D/	701	D/	D/	486
	28,001 - 32,000	0	0	0	8	1	89	D/	D/	361	D/	D/	144
	32,001 and over	0	0	0	0	0	0	0	0	0	0	0	0
	<b>TOTALS</b>	<b>354</b>	<b>\$25</b>	<b>\$71</b>	<b>88</b>	<b>\$45</b>	<b>\$512</b>	<b>40</b>	<b>\$29</b>	<b>\$731</b>	<b>482</b>	<b>\$99</b>	<b>\$206</b>
<b>Married Filing Joint</b>													
	\$0 - \$4,000	23	\$1	\$36	14	\$3	\$233	18	\$4	\$250	55	\$9	\$156
	4,001 - 8,000	27	3	93	D/	D/	603	19	13	674	53	20	369
	8,001 - 12,000	32	3	80	14	11	776	25	30	1,214	71	44	616
	12,001 - 16,000	18	A/	27	20	15	768	49	63	1,285	87	79	906
	16,001 - 20,000	0	0	0	18	11	620	56	60	1,077	74	71	966
	20,001 - 24,000	0	0	0	38	16	419	83	71	859	121	87	721
	24,001 - 28,000	0	0	0	41	12	300	75	48	638	116	60	519
	28,001 - 32,000	0	0	0	18	2	115	84	38	448	102	40	389
	32,001 and over	0	0	0	11	A/	32	108	21	193	119	21	178
	<b>TOTALS</b>	<b>D/</b>	<b>D/</b>	<b>\$64</b>	<b>181</b>	<b>\$76</b>	<b>\$417</b>	<b>517</b>	<b>\$349</b>	<b>\$674</b>	<b>798</b>	<b>\$430</b>	<b>\$539</b>
<b>Head of Household*</b>													
	\$0 - \$4,000	0	\$0	\$0	36	\$10	\$280	33	\$11	\$319	69	\$21	\$298
	4,001 - 8,000	D/	A/	102	D/	D/	610	44	32	727	107	69	648
	8,001 - 12,000	D/	A/	70	D/	D/	808	75	91	1,212	151	152	1,004
	12,001 - 16,000	0	0	0	86	62	723	57	72	1,265	143	134	939
	16,001 - 20,000	0	0	0	90	50	558	57	58	1,023	147	108	738
	20,001 - 24,000	0	0	0	80	31	383	57	45	782	137	75	549
	24,001 - 28,000	0	0	0	D/	D/	226	D/	D/	564	D/	D/	367
	28,001 - 32,000	0	0	0	51	4	85	D/	D/	370	D/	D/	183
	32,001 and over	0	0	0	0	0	0	30	4	127	30	4	127
	<b>TOTALS</b>	<b>D/</b>	<b>A/</b>	<b>\$91</b>	<b>542</b>	<b>\$269</b>	<b>\$497</b>	<b>425</b>	<b>\$348</b>	<b>\$818</b>	<b>970</b>	<b>\$617</b>	<b>\$636</b>
<b>All</b>													
	\$0 - \$4,000	130	\$6	\$45	67	\$18	\$265	63	\$19	\$294	260	\$42	\$162
	4,001 - 8,000	191	20	104	89	55	618	73	52	714	353	127	360
	8,001 - 12,000	118	5	46	97	78	802	103	125	1,212	318	208	654
	12,001 - 16,000	18	A/	27	119	88	736	109	139	1,275	246	227	923
	16,001 - 20,000	0	0	0	115	66	571	118	124	1,054	233	190	815
	20,001 - 24,000	0	0	0	131	52	397	144	120	830	275	172	624
	24,001 - 28,000	0	0	0	105	27	255	121	74	611	226	101	446
	28,001 - 32,000	0	0	0	77	7	92	113	48	428	190	55	292
	32,001 and over	0	0	0	11	A/	32	138	25	178	149	25	167
	<b>TOTALS</b>	<b>457</b>	<b>\$32</b>	<b>\$69</b>	<b>811</b>	<b>\$390</b>	<b>\$481</b>	<b>982</b>	<b>\$725</b>	<b>\$739</b>	<b>2,250</b>	<b>\$1,147</b>	<b>\$510</b>

\* Includes Married Filing Separate status.

A/ Amount is less than \$500.

D/ Tax Law prohibits the disclosure of individual taxpayer information.

# Yates County

Filing Status	Earned Income	Number of Qualifying Children									Total		
		None			One			More than One			#	Credits (000's)	Avg. Credit
		#	Credits (000's)	Avg. Credit	#	Credits (000's)	Avg. Credit	#	Credits (000's)	Avg. Credit			
<b>Single</b>													
	\$0 - \$4,000	D/	D/	\$47	D/	D/	\$222	D/	D/	\$259	120	\$7	\$60
	4,001 - 8,000	D/	D/	109	14	9	609	D/	D/	570	137	23	167
	8,001 - 12,000	D/	D/	36	16	13	784	D/	D/	1,024	77	19	243
	12,001 - 16,000	0	0	0	10	8	762	D/	D/	1,316	13	12	890
	16,001 - 20,000	0	0	0	D/	D/	682	D/	D/	1,160	D/	D/	873
	20,001 - 24,000	0	0	0	D/	D/	459	D/	D/	895	D/	D/	623
	24,001 - 28,000	0	0	0	D/	D/	263	D/	D/	473	D/	D/	333
	28,001 - 32,000	0	0	0	D/	A/	116	D/	D/	523	D/	D/	320
	32,001 and over	0	0	0	0	0	0	0	0	0	0	0	0
	<b>TOTALS</b>	<b>290</b>	<b>\$21</b>	<b>\$71</b>	<b>58</b>	<b>\$35</b>	<b>\$609</b>	<b>20</b>	<b>\$16</b>	<b>\$822</b>	<b>368</b>	<b>\$72</b>	<b>\$196</b>
<b>Married Filing Joint</b>													
	\$0 - \$4,000	19	\$1	\$40	14	\$4	\$314	15	\$5	\$301	48	\$10	\$202
	4,001 - 8,000	14	1	98	12	7	625	18	11	613	44	20	452
	8,001 - 12,000	17	1	82	15	11	753	27	33	1,208	59	45	768
	12,001 - 16,000	10	A/	33	11	9	809	26	33	1,269	47	42	898
	16,001 - 20,000	0	0	0	17	12	729	D/	D/	1,239	D/	D/	1,099
	20,001 - 24,000	0	0	0	22	9	419	44	35	805	66	45	676
	24,001 - 28,000	0	0	0	D/	D/	298	D/	D/	656	68	37	540
	28,001 - 32,000	0	0	0	D/	D/	139	D/	D/	419	D/	D/	337
	32,001 and over	0	0	0	D/	A/	44	D/	D/	187	89	16	182
	<b>TOTALS</b>	<b>D/</b>	<b>D/</b>	<b>\$64</b>	<b>141</b>	<b>\$64</b>	<b>\$453</b>	<b>367</b>	<b>\$244</b>	<b>\$664</b>	<b>568</b>	<b>\$311</b>	<b>\$548</b>
<b>Head of Household*</b>													
	\$0 - \$4,000	D/	A/	\$58	18	\$4	\$229	D/	D/	\$343	53	\$16	\$294
	4,001 - 8,000	D/	A/	59	44	28	626	D/	D/	724	82	54	656
	8,001 - 12,000	D/	A/	25	61	49	798	D/	D/	1,156	130	127	979
	12,001 - 16,000	0	0	0	60	42	707	64	81	1,260	124	123	993
	16,001 - 20,000	0	0	0	81	47	579	57	59	1,042	138	106	770
	20,001 - 24,000	0	0	0	62	24	388	47	39	822	109	63	575
	24,001 - 28,000	0	0	0	41	9	226	40	23	564	81	32	393
	28,001 - 32,000	0	0	0	31	2	71	23	8	360	54	10	194
	32,001 and over	0	0	0	0	0	0	20	3	144	20	3	144
	<b>TOTALS</b>	<b>D/</b>	<b>A/</b>	<b>\$52</b>	<b>398</b>	<b>\$205</b>	<b>\$515</b>	<b>388</b>	<b>\$328</b>	<b>\$846</b>	<b>791</b>	<b>\$534</b>	<b>\$675</b>
<b>All</b>													
	\$0 - \$4,000	133	\$6	\$46	37	\$10	\$260	51	\$17	\$326	221	\$32	\$147
	4,001 - 8,000	137	15	107	70	44	622	56	38	683	263	96	367
	8,001 - 12,000	75	4	47	92	73	788	99	115	1,165	266	191	719
	12,001 - 16,000	10	A/	33	81	59	728	93	118	1,265	184	177	961
	16,001 - 20,000	0	0	0	101	61	607	104	117	1,130	205	179	872
	20,001 - 24,000	0	0	0	89	36	400	94	77	816	183	112	614
	24,001 - 28,000	0	0	0	67	17	252	88	54	610	155	71	455
	28,001 - 32,000	0	0	0	D/	D/	102	84	34	404	141	40	282
	32,001 and over	0	0	0	D/	A/	44	106	19	179	109	19	175
	<b>TOTALS</b>	<b>355</b>	<b>\$25</b>	<b>\$69</b>	<b>597</b>	<b>\$304</b>	<b>\$510</b>	<b>775</b>	<b>\$589</b>	<b>\$759</b>	<b>1,727</b>	<b>\$918</b>	<b>\$531</b>

\* Includes Married Filing Separate status.

A/ Amount is less than \$500.

D/ Tax Law prohibits the disclosure of individual taxpayer information.

# New York City Total

	Number of Qualifying Children											Total		
	None			One			More than One							
<b>Single</b>														
\$0 - \$4,000	42,066	\$2,289	\$54	2,113	\$669	\$317	577	\$272	\$472	44,758	\$3,230	\$72		
4,001 - 8,000	76,828	8,380	109	7,172	4,798	669	1,338	998	746	85,342	14,176	166		
8,001 - 12,000	29,830	989	33	7,956	6,304	792	3,041	3,676	1,209	40,828	10,968	269		
12,001 - 16,000	28	A/	5	4,732	3,610	763	2,503	3,241	1,295	7,263	6,852	943		
16,001 - 20,000	0	0	0	3,252	2,004	616	1,285	1,407	1,095	4,537	3,411	752		
20,001 - 24,000	0	0	0	2,300	1,005	437	949	811	855	3,249	1,816	559		
24,001 - 28,000	0	0	0	1,453	377	259	683	422	617	2,136	798	374		
28,001 - 32,000	0	0	0	1,025	101	99	526	207	393	1,551	308	199		
32,001 and over	0	0	0	0	0	0	361	50	140	361	50	140		
<b>TOTALS</b>	<b>148,752</b>	<b>\$11,657</b>	<b>\$78</b>	<b>30,003</b>	<b>\$18,868</b>	<b>\$629</b>	<b>11,263</b>	<b>\$11,085</b>	<b>\$984</b>	<b>190,025</b>	<b>\$41,610</b>	<b>\$219</b>		
<b>Married Filing Joint</b>														
\$0 - \$4,000	3,924	\$209	\$53	1,578	\$575	\$364	2,682	\$2,117	\$789	8,185	\$2,901	\$354		
4,001 - 8,000	8,283	950	115	4,156	2,761	664	2,902	2,255	777	15,342	5,967	389		
8,001 - 12,000	8,324	738	89	9,489	7,729	815	10,737	13,238	1,233	28,551	21,705	760		
12,001 - 16,000	3,152	77	24	8,306	6,687	805	16,146	21,617	1,339	27,604	28,381	1,028		
16,001 - 20,000	0	0	0	7,760	5,282	681	13,584	16,617	1,223	21,344	21,899	1,026		
20,001 - 24,000	0	0	0	7,271	3,513	483	10,782	9,922	920	18,053	13,436	744		
24,001 - 28,000	0	0	0	5,718	1,792	313	9,773	6,735	689	15,491	8,528	551		
28,001 - 32,000	0	0	0	4,841	727	150	8,366	3,897	466	13,207	4,624	350		
32,001 and over	0	0	0	1,610	73	45	9,492	1,899	200	11,102	1,972	178		
<b>TOTALS</b>	<b>23,683</b>	<b>\$1,974</b>	<b>\$83</b>	<b>50,729</b>	<b>\$29,140</b>	<b>\$574</b>	<b>84,464</b>	<b>\$78,297</b>	<b>\$927</b>	<b>158,879</b>	<b>\$109,412</b>	<b>\$689</b>		
<b>Head of Household*</b>														
\$0 - \$4,000	1,433	\$74	\$51	11,680	\$3,792	\$325	6,897	\$3,659	\$530	20,011	\$7,525	\$376		
4,001 - 8,000	2,875	311	108	33,046	21,772	659	13,431	10,124	754	49,353	32,207	653		
8,001 - 12,000	2,924	147	50	43,709	35,445	811	33,496	41,133	1,228	80,130	76,725	958		
12,001 - 16,000	5	A/	1	36,018	26,439	734	33,184	42,717	1,287	69,207	69,157	999		
16,001 - 20,000	0	0	0	31,240	18,081	579	22,155	23,092	1,042	53,395	41,172	771		
20,001 - 24,000	0	0	0	29,152	11,665	400	20,766	16,769	808	49,918	28,434	570		
24,001 - 28,000	0	0	0	25,996	5,998	231	20,242	11,763	581	46,238	17,760	384		
28,001 - 32,000	0	0	0	19,843	1,605	81	19,299	6,928	359	39,142	8,533	218		
32,001 and over	0	0	0	0	0	0	15,970	2,260	142	15,970	2,260	142		
<b>TOTALS</b>	<b>7,237</b>	<b>\$532</b>	<b>\$73</b>	<b>230,684</b>	<b>\$124,797</b>	<b>\$541</b>	<b>185,440</b>	<b>\$158,445</b>	<b>\$854</b>	<b>423,364</b>	<b>\$283,774</b>	<b>\$670</b>		
<b>All</b>														
\$0 - \$4,000	47,423	\$2,571	\$54	15,371	\$5,036	\$328	10,156	\$6,048	\$595	72,954	\$13,655	\$187		
4,001 - 8,000	87,986	9,641	110	44,374	29,331	661	17,671	13,378	757	150,037	52,350	349		
8,001 - 12,000	41,078	1,874	46	61,154	49,478	809	47,274	58,047	1,228	149,509	109,399	732		
12,001 - 16,000	3,185	77	24	49,056	36,737	749	51,833	67,576	1,304	104,074	104,389	1,003		
16,001 - 20,000	0	0	0	42,252	25,366	600	37,024	41,116	1,111	79,276	66,483	839		
20,001 - 24,000	0	0	0	38,723	16,184	418	32,497	27,502	846	71,220	43,686	613		
24,001 - 28,000	0	0	0	33,167	8,167	246	30,698	18,920	616	63,865	27,087	424		
28,001 - 32,000	0	0	0	25,709	2,434	95	28,191	11,031	391	53,900	13,465	250		
32,001 and over	0	0	0	1,610	73	45	25,823	4,209	163	27,433	4,282	156		
<b>TOTALS</b>	<b>179,672</b>	<b>\$14,163</b>	<b>\$79</b>	<b>311,416</b>	<b>\$172,805</b>	<b>\$555</b>	<b>281,167</b>	<b>\$247,827</b>	<b>\$881</b>	<b>772,268</b>	<b>\$434,796</b>	<b>\$563</b>		

\* Includes Married Filing Separate status.

A/ Amount is less than \$500.

D/ Tax Law prohibits the disclosure of individual taxpayer information.

# Bronx County

Filing Status	Earned Income	Number of Qualifying Children									Total		
		None			One			More than One			#	Credits (000's)	Avg. Credit
		#	Credits (000's)	Avg. Credit	#	Credits (000's)	Avg. Credit	#	Credits (000's)	Avg. Credit			
<b>Single</b>													
	\$0 - \$4,000	6,893	\$371	\$54	749	\$252	\$336	172	\$74	\$428	7,814	\$697	\$89
	4,001 - 8,000	11,009	1,202	109	2,969	2,027	683	561	420	748	14,540	3,649	251
	8,001 - 12,000	4,145	130	31	3,150	2,496	792	1,295	1,565	1,209	8,590	4,191	488
	12,001 - 16,000	0	0	0	1,817	1,386	763	1,044	1,353	1,296	2,861	2,739	957
	16,001 - 20,000	0	0	0	1,208	746	618	483	531	1,099	1,691	1,277	755
	20,001 - 24,000	0	0	0	841	367	436	393	336	855	1,234	703	570
	24,001 - 28,000	0	0	0	512	135	263	272	169	621	784	304	387
	28,001 - 32,000	0	0	0	378	38	101	221	86	390	599	124	207
	32,001 and over	0	0	0	0	0	0	135	19	138	135	19	138
	<b>TOTALS</b>	<b>22,047</b>	<b>\$1,703</b>	<b>\$77</b>	<b>11,624</b>	<b>\$7,447</b>	<b>\$641</b>	<b>4,576</b>	<b>\$4,552</b>	<b>\$995</b>	<b>38,248</b>	<b>\$13,702</b>	<b>\$358</b>
<b>Married Filing Joint</b>													
	\$0 - \$4,000	396	\$21	\$53	186	\$58	\$313	272	\$175	\$643	854	\$254	\$297
	4,001 - 8,000	666	76	113	407	270	663	326	245	751	1,399	590	422
	8,001 - 12,000	D/	D/	87	D/	D/	813	1,011	1,258	1,244	2,608	2,100	805
	12,001 - 16,000	D/	D/	24	D/	D/	802	1,752	2,343	1,337	2,878	3,006	1,044
	16,001 - 20,000	0	0	0	822	559	680	1,442	1,765	1,224	2,264	2,324	1,027
	20,001 - 24,000	0	0	0	839	402	480	1,243	1,142	919	2,082	1,545	742
	24,001 - 28,000	0	0	0	705	220	312	1,149	791	689	1,854	1,011	545
	28,001 - 32,000	0	0	0	637	96	150	1,155	537	465	1,792	632	353
	32,001 and over	0	0	0	209	10	46	1,363	274	201	1,572	284	180
	<b>TOTALS</b>	<b>2,000</b>	<b>\$158</b>	<b>\$79</b>	<b>5,590</b>	<b>\$3,057</b>	<b>\$547</b>	<b>9,713</b>	<b>\$8,530</b>	<b>\$878</b>	<b>17,303</b>	<b>\$11,745</b>	<b>\$679</b>
<b>Head of Household*</b>													
	\$0 - \$4,000	305	\$15	\$51	3,026	\$972	\$321	1,972	\$995	\$504	5,303	\$1,982	\$374
	4,001 - 8,000	592	64	109	9,394	6,219	662	4,207	3,194	759	14,193	9,477	668
	8,001 - 12,000	D/	D/	50	D/	D/	812	10,783	13,275	1,231	22,903	22,658	989
	12,001 - 16,000	D/	A/	2	D/	D/	735	10,428	13,449	1,290	20,038	20,509	1,024
	16,001 - 20,000	0	0	0	7,945	4,600	579	6,646	6,943	1,045	14,591	11,542	791
	20,001 - 24,000	0	0	0	7,314	2,921	399	6,126	4,957	809	13,440	7,878	586
	24,001 - 28,000	0	0	0	6,483	1,488	229	5,949	3,461	582	12,432	4,949	398
	28,001 - 32,000	0	0	0	5,167	415	80	5,717	2,070	362	10,884	2,484	228
	32,001 and over	0	0	0	0	0	0	4,763	678	142	4,763	678	142
	<b>TOTALS</b>	<b>1,505</b>	<b>\$110</b>	<b>\$73</b>	<b>60,451</b>	<b>\$33,028</b>	<b>\$546</b>	<b>56,591</b>	<b>\$49,020</b>	<b>\$866</b>	<b>118,547</b>	<b>\$82,159</b>	<b>\$693</b>
<b>All</b>													
	\$0 - \$4,000	7,594	\$408	\$54	3,961	\$1,282	\$324	2,416	\$1,243	\$514	13,971	\$2,933	\$210
	4,001 - 8,000	12,267	1,342	109	12,770	8,516	667	5,094	3,858	757	30,132	13,716	455
	8,001 - 12,000	5,381	215	40	15,631	12,636	808	13,089	16,098	1,230	34,101	28,949	849
	12,001 - 16,000	310	7	24	12,243	9,102	743	13,224	17,144	1,296	25,777	26,254	1,018
	16,001 - 20,000	0	0	0	9,975	5,905	592	8,571	9,239	1,078	18,546	15,144	817
	20,001 - 24,000	0	0	0	8,994	3,691	410	7,762	6,435	829	16,756	10,126	604
	24,001 - 28,000	0	0	0	7,700	1,842	239	7,370	4,421	600	15,070	6,264	416
	28,001 - 32,000	0	0	0	6,182	548	89	7,093	2,692	380	13,275	3,241	244
	32,001 and over	0	0	0	209	10	46	6,261	971	155	6,470	981	152
	<b>TOTALS</b>	<b>25,552</b>	<b>\$1,972</b>	<b>\$77</b>	<b>77,665</b>	<b>\$43,532</b>	<b>\$561</b>	<b>70,880</b>	<b>\$62,102</b>	<b>\$876</b>	<b>174,098</b>	<b>\$107,606</b>	<b>\$618</b>

\* Includes Married Filing Separate status.

A/ Amount is less than \$500.

D/ Tax Law prohibits the disclosure of individual taxpayer information.



# Kings County

Filing Status	Earned Income	Number of Qualifying Children									Total		
		None			One			More than One			#	Credits (000's)	Avg. Credit
		#	Credits (000's)	Avg. Credit	#	Credits (000's)	Avg. Credit	#	Credits (000's)	Avg. Credit			
<b>Single</b>													
	\$0 - \$4,000	12,534	\$677	\$54	586	\$172	\$294	184	\$89	\$484	13,304	\$938	\$71
	4,001 - 8,000	22,701	2,481	109	1,698	1,110	654	358	264	738	24,758	3,855	156
	8,001 - 12,000	D/	D/	33	1,813	1,434	791	620	743	1,198	11,563	2,477	214
	12,001 - 16,000	D/	A/	2	D/	D/	761	506	654	1,293	1,564	1,454	930
	16,001 - 20,000	0	0	0	756	466	617	264	289	1,094	1,020	755	740
	20,001 - 24,000	0	0	0	552	242	439	222	189	852	774	431	557
	24,001 - 28,000	0	0	0	353	90	255	157	97	619	510	187	367
	28,001 - 32,000	0	0	0	D/	D/	101	104	41	399	318	63	198
	32,001 and over	0	0	0	0	0	0	91	13	140	91	13	140
	<b>TOTALS</b>	<b>44,371</b>	<b>\$3,459</b>	<b>\$78</b>	<b>7,023</b>	<b>\$4,335</b>	<b>\$617</b>	<b>2,506</b>	<b>\$2,380</b>	<b>\$950</b>	<b>53,902</b>	<b>\$10,174</b>	<b>\$189</b>
<b>Married Filing Joint</b>													
	\$0 - \$4,000	1,522	\$81	\$53	610	\$237	\$389	1,266	\$1,103	\$871	3,399	\$1,421	\$418
	4,001 - 8,000	2,960	340	115	1,796	1,200	668	1,565	1,250	799	6,321	2,790	441
	8,001 - 12,000	D/	D/	90	D/	D/	816	6,011	7,379	1,228	12,557	10,701	852
	12,001 - 16,000	D/	D/	25	D/	D/	808	7,500	10,077	1,344	11,512	12,530	1,088
	16,001 - 20,000	0	0	0	2,591	1,769	683	5,568	6,864	1,233	8,159	8,634	1,058
	20,001 - 24,000	0	0	0	2,459	1,192	485	3,987	3,693	926	6,446	4,885	758
	24,001 - 28,000	0	0	0	1,850	583	315	3,390	2,331	688	5,240	2,914	556
	28,001 - 32,000	0	0	0	1,608	243	151	2,893	1,355	468	4,501	1,598	355
	32,001 and over	0	0	0	547	25	45	3,224	654	203	3,771	678	180
	<b>TOTALS</b>	<b>8,270</b>	<b>\$696</b>	<b>\$84</b>	<b>18,230</b>	<b>\$10,749</b>	<b>\$590</b>	<b>35,404</b>	<b>\$34,705</b>	<b>\$980</b>	<b>61,906</b>	<b>\$46,151</b>	<b>\$746</b>
<b>Head of Household*</b>													
	\$0 - \$4,000	460	\$24	\$52	4,056	\$1,305	\$322	2,297	\$1,221	\$531	6,814	\$2,550	\$374
	4,001 - 8,000	906	98	108	10,645	6,960	654	4,491	3,363	749	16,042	10,421	650
	8,001 - 12,000	D/	D/	50	D/	D/	811	10,485	12,859	1,226	25,563	24,331	952
	12,001 - 16,000	D/	A/	1	D/	D/	733	10,072	12,953	1,286	21,358	21,227	994
	16,001 - 20,000	0	0	0	10,179	5,875	577	7,110	7,410	1,042	17,289	13,285	768
	20,001 - 24,000	0	0	0	10,025	4,000	399	6,769	5,470	808	16,794	9,470	564
	24,001 - 28,000	0	0	0	9,016	2,082	231	6,710	3,898	581	15,726	5,980	380
	28,001 - 32,000	0	0	0	6,838	545	80	6,414	2,290	357	13,252	2,835	214
	32,001 and over	0	0	0	0	0	0	5,209	741	142	5,209	741	142
	<b>TOTALS</b>	<b>2,355</b>	<b>\$171</b>	<b>\$73</b>	<b>76,133</b>	<b>\$40,463</b>	<b>\$531</b>	<b>59,557</b>	<b>\$50,204</b>	<b>\$843</b>	<b>138,047</b>	<b>\$90,839</b>	<b>\$658</b>
<b>All</b>													
	\$0 - \$4,000	14,516	\$782	\$54	5,252	\$1,714	\$326	3,747	\$2,412	\$644	23,517	\$4,909	\$209
	4,001 - 8,000	26,567	2,919	110	14,139	9,270	656	6,414	4,877	760	47,121	17,067	362
	8,001 - 12,000	12,898	600	47	19,666	15,927	810	17,116	20,981	1,226	49,683	37,509	755
	12,001 - 16,000	1,015	25	25	15,341	11,502	750	18,078	23,683	1,310	34,434	35,211	1,023
	16,001 - 20,000	0	0	0	13,526	8,111	600	12,942	14,563	1,125	26,468	22,673	857
	20,001 - 24,000	0	0	0	13,036	5,434	417	10,978	9,352	852	24,014	14,786	616
	24,001 - 28,000	0	0	0	11,219	2,755	246	10,257	6,326	617	21,476	9,082	423
	28,001 - 32,000	0	0	0	8,660	810	93	9,411	3,686	392	18,071	4,496	249
	32,001 and over	0	0	0	547	25	45	8,524	1,408	165	9,071	1,432	158
	<b>TOTALS</b>	<b>54,996</b>	<b>\$4,326</b>	<b>\$79</b>	<b>101,386</b>	<b>\$55,548</b>	<b>\$548</b>	<b>97,467</b>	<b>\$87,289</b>	<b>\$896</b>	<b>253,855</b>	<b>\$147,164</b>	<b>\$580</b>

\* Includes Married Filing Separate status.

A/ Amount is less than \$500.

D/ Tax Law prohibits the disclosure of individual taxpayer information.

# New York County

Filing Status	Earned Income	Number of Qualifying Children									Total		
		None			One			More than One			#	Credits (000's)	Avg. Credit
		#	Credits (000's)	Avg. Credit	#	Credits (000's)	Avg. Credit	#	Credits (000's)	Avg. Credit			
<b>Single</b>													
	\$0 - \$4,000	10,204	\$537	\$53	427	\$138	\$324	117	\$57	\$488	10,749	\$733	\$68
	4,001 - 8,000	16,973	1,848	109	1,644	1,103	671	252	190	756	18,870	3,142	166
	8,001 - 12,000	6,924	240	35	1,944	1,542	793	751	913	1,216	9,619	2,695	280
	12,001 - 16,000	12	A/	2	1,146	877	765	635	822	1,295	1,793	1,699	948
	16,001 - 20,000	0	0	0	808	497	615	360	395	1,097	1,168	892	764
	20,001 - 24,000	0	0	0	541	238	439	214	184	861	755	422	559
	24,001 - 28,000	0	0	0	316	81	257	155	95	613	471	176	374
	28,001 - 32,000	0	0	0	233	22	96	121	48	398	354	71	199
	32,001 and over	0	0	0	0	0	0	75	11	144	75	11	144
	<b>TOTALS</b>	<b>34,113</b>	<b>\$2,626</b>	<b>\$77</b>	<b>7,059</b>	<b>\$4,498</b>	<b>\$637</b>	<b>2,680</b>	<b>\$2,716</b>	<b>\$1,013</b>	<b>43,854</b>	<b>\$9,840</b>	<b>\$224</b>
<b>Married Filing Joint</b>													
	\$0 - \$4,000	592	\$31	\$53	218	\$81	\$372	280	\$224	\$800	1,090	\$336	\$308
	4,001 - 8,000	1,320	153	116	583	383	657	272	204	751	2,175	740	340
	8,001 - 12,000	1,358	120	89	1,182	960	812	1,068	1,322	1,238	3,608	2,402	666
	12,001 - 16,000	535	13	24	1,133	908	802	1,806	2,424	1,342	3,474	3,346	963
	16,001 - 20,000	0	0	0	968	659	681	1,515	1,843	1,217	2,483	2,502	1,008
	20,001 - 24,000	0	0	0	787	380	483	1,152	1,060	920	1,939	1,439	742
	24,001 - 28,000	0	0	0	667	208	312	1,019	705	692	1,686	913	542
	28,001 - 32,000	0	0	0	522	81	156	864	403	467	1,386	484	350
	32,001 and over	0	0	0	193	8	44	1,024	206	202	1,217	215	176
	<b>TOTALS</b>	<b>3,805</b>	<b>\$317</b>	<b>\$83</b>	<b>6,253</b>	<b>\$3,669</b>	<b>\$587</b>	<b>9,000</b>	<b>\$8,392</b>	<b>\$932</b>	<b>19,058</b>	<b>\$12,378</b>	<b>\$649</b>
<b>Head of Household*</b>													
	\$0 - \$4,000	258	\$13	\$52	1,970	\$640	\$325	1,118	\$617	\$551	3,346	\$1,270	\$380
	4,001 - 8,000	471	52	110	5,878	3,912	666	2,236	1,698	759	8,586	5,662	659
	8,001 - 12,000	481	24	50	7,667	6,215	811	5,756	7,096	1,233	13,904	13,334	959
	12,001 - 16,000	0	0	0	6,492	4,772	735	5,759	7,434	1,291	12,251	12,206	996
	16,001 - 20,000	0	0	0	5,395	3,134	581	3,749	3,902	1,041	9,144	7,036	769
	20,001 - 24,000	0	0	0	4,692	1,882	401	3,423	2,760	806	8,115	4,642	572
	24,001 - 28,000	0	0	0	4,045	940	232	3,243	1,885	581	7,288	2,825	388
	28,001 - 32,000	0	0	0	3,062	258	84	2,954	1,062	360	6,016	1,320	219
	32,001 and over	0	0	0	0	0	0	2,460	349	142	2,460	349	142
	<b>TOTALS</b>	<b>1,210</b>	<b>\$89</b>	<b>\$74</b>	<b>39,201</b>	<b>\$21,754</b>	<b>\$555</b>	<b>30,698</b>	<b>\$26,802</b>	<b>\$873</b>	<b>71,110</b>	<b>\$48,645</b>	<b>\$684</b>
<b>All</b>													
	\$0 - \$4,000	11,054	\$582	\$53	2,615	\$860	\$329	1,515	\$898	\$592	15,185	\$2,339	\$154
	4,001 - 8,000	18,764	2,053	109	8,105	5,398	666	2,760	2,093	758	29,631	9,544	322
	8,001 - 12,000	8,763	384	44	10,793	8,716	808	7,575	9,331	1,232	27,131	18,431	679
	12,001 - 16,000	547	13	24	8,771	6,558	748	8,200	10,680	1,302	17,518	17,251	985
	16,001 - 20,000	0	0	0	7,171	4,291	598	5,624	6,140	1,092	12,795	10,430	815
	20,001 - 24,000	0	0	0	6,020	2,500	415	4,789	4,004	836	10,809	6,504	602
	24,001 - 28,000	0	0	0	5,028	1,229	244	4,417	2,686	608	9,445	3,914	414
	28,001 - 32,000	0	0	0	3,817	361	95	3,939	1,514	384	7,756	1,875	242
	32,001 and over	0	0	0	193	8	44	3,559	566	159	3,752	574	153
	<b>TOTALS</b>	<b>39,128</b>	<b>\$3,032</b>	<b>\$77</b>	<b>52,513</b>	<b>\$29,921</b>	<b>\$570</b>	<b>42,378</b>	<b>\$37,910</b>	<b>\$895</b>	<b>134,022</b>	<b>\$70,863</b>	<b>\$529</b>

\* Includes Married Filing Separate status.

A/ Amount is less than \$500.

D/ Tax Law prohibits the disclosure of individual taxpayer information.

# Queens County

Filing Status	Earned Income	Number of Qualifying Children									Total		
		None			One			More than One			#	Credits (000's)	Avg. Credit
		#	Credits (000's)	Avg. Credit	#	Credits (000's)	Avg. Credit	#	Credits (000's)	Avg. Credit			
<b>Single</b>													
	\$0 - \$4,000	11,154	\$636	\$57	272	\$85	\$314	83	\$45	\$546	11,510	\$767	\$67
	4,001 - 8,000	24,052	2,622	109	728	475	653	135	100	741	24,916	3,198	128
	8,001 - 12,000	D/	D/	33	933	740	793	325	397	1,220	10,023	1,426	142
	12,001 - 16,000	D/	A/	13	D/	D/	764	281	363	1,293	917	843	920
	16,001 - 20,000	0	0	0	425	261	615	153	167	1,093	578	428	741
	20,001 - 24,000	0	0	0	326	141	432	102	86	840	428	226	529
	24,001 - 28,000	0	0	0	242	63	261	89	55	613	331	118	356
	28,001 - 32,000	0	0	0	D/	D/	97	71	27	381	238	43	182
	32,001 and over	0	0	0	0	0	0	50	7	141	50	7	141
	<b>TOTALS</b>	<b>43,979</b>	<b>\$3,548</b>	<b>\$81</b>	<b>3,721</b>	<b>\$2,262</b>	<b>\$608</b>	<b>1,289</b>	<b>\$1,247</b>	<b>\$967</b>	<b>48,991</b>	<b>\$7,057</b>	<b>\$144</b>
<b>Married Filing Joint</b>													
	\$0 - \$4,000	1,255	\$69	\$55	485	\$181	\$373	730	\$548	\$751	2,470	\$798	\$323
	4,001 - 8,000	3,112	357	115	1,238	824	666	616	467	758	4,966	1,648	332
	8,001 - 12,000	D/	D/	88	D/	D/	815	2,348	2,916	1,242	9,004	5,929	658
	12,001 - 16,000	D/	D/	24	D/	D/	805	4,639	6,186	1,333	8,960	8,722	973
	16,001 - 20,000	0	0	0	3,111	2,116	680	4,632	5,635	1,217	7,743	7,751	1,001
	20,001 - 24,000	0	0	0	2,907	1,407	484	3,975	3,640	916	6,882	5,046	733
	24,001 - 28,000	0	0	0	2,272	711	313	3,771	2,611	692	6,043	3,322	550
	28,001 - 32,000	0	0	0	1,854	275	148	3,035	1,416	467	4,889	1,691	346
	32,001 and over	0	0	0	594	28	47	3,415	678	199	4,009	706	176
	<b>TOTALS</b>	<b>8,892</b>	<b>\$747</b>	<b>\$84</b>	<b>18,913</b>	<b>\$10,769</b>	<b>\$569</b>	<b>27,161</b>	<b>\$24,097</b>	<b>\$887</b>	<b>54,966</b>	<b>\$35,613</b>	<b>\$648</b>
<b>Head of Household*</b>													
	\$0 - \$4,000	363	\$19	\$52	2,220	\$747	\$337	1,224	\$711	\$581	3,807	\$1,477	\$388
	4,001 - 8,000	824	89	108	6,301	4,146	658	2,039	1,530	750	9,164	5,765	629
	8,001 - 12,000	D/	D/	51	D/	D/	810	5,611	6,877	1,226	15,749	14,511	921
	12,001 - 16,000	D/	A/	2	D/	D/	734	6,085	7,813	1,284	13,868	13,525	975
	16,001 - 20,000	0	0	0	6,917	4,011	580	4,041	4,211	1,042	10,958	8,222	750
	20,001 - 24,000	0	0	0	6,354	2,557	402	3,828	3,086	806	10,182	5,643	554
	24,001 - 28,000	0	0	0	5,686	1,312	231	3,744	2,172	580	9,430	3,485	370
	28,001 - 32,000	0	0	0	4,219	342	81	3,606	1,290	358	7,825	1,633	209
	32,001 and over	0	0	0	0	0	0	2,991	415	139	2,991	415	139
	<b>TOTALS</b>	<b>1,951</b>	<b>\$146</b>	<b>\$75</b>	<b>48,854</b>	<b>\$26,423</b>	<b>\$541</b>	<b>33,169</b>	<b>\$28,105</b>	<b>\$847</b>	<b>83,974</b>	<b>\$54,675</b>	<b>\$651</b>
<b>All</b>													
	\$0 - \$4,000	12,772	\$723	\$57	2,977	\$1,013	\$340	2,037	\$1,305	\$641	17,787	\$3,042	\$171
	4,001 - 8,000	27,988	3,068	110	8,267	5,445	659	2,790	2,097	752	39,046	10,611	272
	8,001 - 12,000	12,845	621	48	13,647	11,057	810	8,284	10,189	1,230	34,776	21,867	629
	12,001 - 16,000	1,217	29	24	11,523	8,699	755	11,005	14,362	1,305	23,745	23,090	972
	16,001 - 20,000	0	0	0	10,453	6,388	611	8,826	10,013	1,134	19,279	16,401	851
	20,001 - 24,000	0	0	0	9,587	4,104	428	7,905	6,812	862	17,492	10,916	624
	24,001 - 28,000	0	0	0	8,200	2,086	254	7,604	4,838	636	15,804	6,924	438
	28,001 - 32,000	0	0	0	6,240	634	102	6,712	2,733	407	12,952	3,367	260
	32,001 and over	0	0	0	594	28	47	6,456	1,100	170	7,050	1,128	160
	<b>TOTALS</b>	<b>54,822</b>	<b>\$4,442</b>	<b>\$81</b>	<b>71,488</b>	<b>\$39,455</b>	<b>\$552</b>	<b>61,619</b>	<b>\$53,449</b>	<b>\$867</b>	<b>187,931</b>	<b>\$97,345</b>	<b>\$518</b>

\* Includes Married Filing Separate status.

A/ Amount is less than \$500.

D/ Tax Law prohibits the disclosure of individual taxpayer information.

# Richmond County

Filing Status	Earned Income	Number of Qualifying Children									Total		
		None			One			More than One			#	Credits (000's)	Avg. Credit
		#	Credits (000's)	Avg. Credit	#	Credits (000's)	Avg. Credit	#	Credits (000's)	Avg. Credit			
<b>Single</b>													
	\$0 - \$4,000	1,281	\$66	\$52	79	\$21	\$269	21	\$7	\$354	1,381	\$95	\$69
	4,001 - 8,000	2,093	226	108	133	82	619	32	24	752	2,258	332	147
	8,001 - 12,000	D/	D/	33	116	92	794	D/	D/	1,164	1,033	179	173
	12,001 - 16,000	D/	A/	2	90	68	754	D/	D/	1,309	128	116	909
	16,001 - 20,000	0	0	0	55	33	599	25	25	1,011	80	58	727
	20,001 - 24,000	0	0	0	40	18	442	18	16	872	58	33	575
	24,001 - 28,000	0	0	0	30	8	255	10	6	614	40	14	345
	28,001 - 32,000	0	0	0	D/	D/	96	D/	D/	447	42	7	171
	32,001 and over	0	0	0	0	0	0	10	1	125	10	1	125
	<b>TOTALS</b>	<b>4,242</b>	<b>\$321</b>	<b>\$76</b>	<b>576</b>	<b>\$325</b>	<b>\$564</b>	<b>212</b>	<b>\$191</b>	<b>\$899</b>	<b>5,030</b>	<b>\$836</b>	<b>\$166</b>
<b>Married Filing Joint</b>													
	\$0 - \$4,000	159	\$8	\$48	79	\$18	\$224	134	\$67	\$499	372	\$92	\$248
	4,001 - 8,000	225	25	110	132	84	638	123	89	725	481	198	412
	8,001 - 12,000	D/	D/	86	238	191	802	D/	D/	1,213	774	574	741
	12,001 - 16,000	D/	D/	23	236	188	795	D/	D/	1,309	780	778	997
	16,001 - 20,000	0	0	0	268	179	666	427	509	1,193	695	688	990
	20,001 - 24,000	0	0	0	279	133	475	425	387	911	704	520	739
	24,001 - 28,000	0	0	0	224	71	315	444	297	669	668	368	550
	28,001 - 32,000	0	0	0	220	32	145	419	186	444	639	218	341
	32,001 and over	0	0	0	67	3	39	466	86	185	533	89	167
	<b>TOTALS</b>	<b>716</b>	<b>\$55</b>	<b>\$77</b>	<b>1,743</b>	<b>\$897</b>	<b>\$514</b>	<b>3,186</b>	<b>\$2,572</b>	<b>\$807</b>	<b>5,646</b>	<b>\$3,524</b>	<b>\$624</b>
<b>Head of Household*</b>													
	\$0 - \$4,000	47	\$2	\$45	408	\$127	\$312	286	\$116	\$404	741	\$245	\$331
	4,001 - 8,000	82	9	107	828	534	645	458	339	740	1,368	882	645
	8,001 - 12,000	87	4	52	1,063	859	808	861	1,027	1,193	2,011	1,891	940
	12,001 - 16,000	0	0	0	852	621	728	840	1,070	1,273	1,692	1,690	999
	16,001 - 20,000	0	0	0	804	461	573	609	627	1,030	1,413	1,088	770
	20,001 - 24,000	0	0	0	767	305	398	620	496	800	1,387	801	578
	24,001 - 28,000	0	0	0	766	176	230	596	346	580	1,362	522	383
	28,001 - 32,000	0	0	0	557	46	82	608	216	355	1,165	261	224
	32,001 and over	0	0	0	0	0	0	547	77	141	547	77	141
	<b>TOTALS</b>	<b>216</b>	<b>\$15</b>	<b>\$71</b>	<b>6,045</b>	<b>\$3,129</b>	<b>\$518</b>	<b>5,425</b>	<b>\$4,313</b>	<b>\$795</b>	<b>11,686</b>	<b>\$7,457</b>	<b>\$638</b>
<b>All</b>													
	\$0 - \$4,000	1,487	\$76	\$51	566	\$166	\$294	441	\$190	\$430	2,494	\$432	\$173
	4,001 - 8,000	2,400	259	108	1,093	701	641	613	452	738	4,107	1,413	344
	8,001 - 12,000	1,191	53	45	1,417	1,142	806	1,210	1,448	1,197	3,818	2,643	692
	12,001 - 16,000	96	2	23	1,178	876	744	1,326	1,706	1,287	2,600	2,584	994
	16,001 - 20,000	0	0	0	1,127	672	596	1,061	1,162	1,095	2,188	1,834	838
	20,001 - 24,000	0	0	0	1,086	455	419	1,063	899	846	2,149	1,355	630
	24,001 - 28,000	0	0	0	1,020	254	249	1,050	649	618	2,070	903	436
	28,001 - 32,000	0	0	0	810	81	99	1,036	406	392	1,846	486	263
	32,001 and over	0	0	0	67	3	39	1,023	164	161	1,090	167	153
	<b>TOTALS</b>	<b>5,174</b>	<b>\$391</b>	<b>\$76</b>	<b>8,364</b>	<b>\$4,350</b>	<b>\$520</b>	<b>8,823</b>	<b>\$7,076</b>	<b>\$802</b>	<b>22,362</b>	<b>\$11,817</b>	<b>\$528</b>

\* Includes Married Filing Separate status.

A/ Amount is less than \$500.

D/ Tax Law prohibits the disclosure of individual taxpayer information.

# New York State Full-Year Resident

Filing Status	Earned Income	Number of Qualifying Children									Total		
		None			One			More than One			#	Credits (000's)	Avg. Credit
		#	Credits (000's)	Avg. Credit	#	Credits (000's)	Avg. Credit	#	Credits (000's)	Avg. Credit			
<b>Single</b>													
	\$0 - \$4,000	74,284	\$3,881	\$52	5,666	\$1,570	\$277	2,710	\$910	\$336	82,665	\$6,362	\$77
	4,001 - 8,000	122,175	13,241	108	12,403	8,025	647	3,791	2,749	725	138,377	24,016	174
	8,001 - 12,000	52,890	1,765	33	12,551	9,945	792	5,109	6,077	1,190	70,551	17,787	252
	12,001 - 16,000	68	A/	3	7,990	6,094	763	3,918	5,078	1,296	11,976	11,172	933
	16,001 - 20,000	0	0	0	5,751	3,549	617	2,171	2,376	1,095	7,922	5,925	748
	20,001 - 24,000	0	0	0	4,073	1,771	435	1,608	1,372	853	5,681	3,142	553
	24,001 - 28,000	0	0	0	2,691	696	259	1,141	702	615	3,832	1,398	365
	28,001 - 32,000	0	0	0	1,795	177	99	829	329	397	2,624	506	193
	32,001 and over	0	0	0	0	0	0	536	74	138	536	74	138
	<b>TOTALS</b>	<b>249,417</b>	<b>\$18,887</b>	<b>\$76</b>	<b>52,920</b>	<b>\$31,827</b>	<b>\$601</b>	<b>21,813</b>	<b>\$19,666</b>	<b>\$902</b>	<b>324,164</b>	<b>\$70,381</b>	<b>\$217</b>
<b>Married Filing Joint</b>													
	\$0 - \$4,000	7,930	\$375	\$47	3,473	\$1,043	\$300	5,711	\$3,357	\$588	17,116	\$4,775	\$279
	4,001 - 8,000	12,711	1,430	112	7,079	4,568	645	6,645	4,977	749	26,436	10,975	415
	8,001 - 12,000	12,905	1,112	86	14,232	11,481	807	18,715	22,779	1,217	45,853	35,373	771
	12,001 - 16,000	5,122	123	24	13,054	10,371	794	26,173	34,667	1,325	44,349	45,160	1,018
	16,001 - 20,000	0	0	0	13,464	8,996	668	23,740	28,456	1,199	37,204	37,452	1,007
	20,001 - 24,000	0	0	0	13,538	6,426	475	21,810	19,725	904	35,348	26,152	740
	24,001 - 28,000	0	0	0	11,708	3,599	307	21,680	14,647	676	33,388	18,246	546
	28,001 - 32,000	0	0	0	10,390	1,510	145	20,556	9,325	454	30,946	10,835	350
	32,001 and over	0	0	0	3,630	158	44	25,783	4,993	194	29,413	5,151	175
	<b>TOTALS</b>	<b>38,668</b>	<b>\$3,040</b>	<b>\$79</b>	<b>90,568</b>	<b>\$48,152</b>	<b>\$532</b>	<b>170,813</b>	<b>\$142,927</b>	<b>\$837</b>	<b>300,053</b>	<b>\$194,119</b>	<b>\$647</b>
<b>Head of Household*</b>													
	\$0 - \$4,000	2,225	\$112	\$50	23,208	\$6,837	\$295	15,166	\$6,588	\$434	40,600	\$13,537	\$333
	4,001 - 8,000	4,069	437	107	53,254	34,563	649	26,570	19,746	743	83,896	54,746	653
	8,001 - 12,000	4,182	210	50	70,589	57,127	809	53,631	65,233	1,216	128,404	122,570	955
	12,001 - 16,000	8	A/	2	62,061	45,461	733	54,999	70,510	1,282	117,068	115,971	991
	16,001 - 20,000	0	0	0	57,417	33,143	577	42,077	43,816	1,041	99,494	76,959	774
	20,001 - 24,000	0	0	0	53,670	21,462	400	39,569	31,938	807	93,239	53,400	573
	24,001 - 28,000	0	0	0	47,024	10,827	230	36,582	21,243	581	83,606	32,070	384
	28,001 - 32,000	0	0	0	34,168	2,800	82	32,319	11,611	359	66,487	14,410	217
	32,001 and over	0	0	0	0	0	0	25,871	3,653	141	25,871	3,653	141
	<b>TOTALS</b>	<b>10,484</b>	<b>\$759</b>	<b>\$72</b>	<b>401,391</b>	<b>\$212,220</b>	<b>\$529</b>	<b>326,784</b>	<b>\$274,337</b>	<b>\$840</b>	<b>738,665</b>	<b>\$487,316</b>	<b>\$660</b>
<b>All</b>													
	\$0 - \$4,000	84,439	\$4,367	\$52	32,347	\$9,450	\$292	23,587	\$10,855	\$460	140,381	\$24,673	\$176
	4,001 - 8,000	138,955	15,108	109	72,736	47,156	648	37,006	27,472	742	248,709	89,737	361
	8,001 - 12,000	69,977	3,087	44	97,372	78,553	807	77,455	94,090	1,215	244,808	175,730	718
	12,001 - 16,000	5,198	123	24	83,105	61,925	745	85,090	110,255	1,296	173,393	172,303	994
	16,001 - 20,000	0	0	0	76,632	45,688	596	67,988	74,648	1,098	144,620	120,336	832
	20,001 - 24,000	0	0	0	71,281	29,659	416	62,987	53,035	842	134,268	82,694	616
	24,001 - 28,000	0	0	0	61,423	15,122	246	59,403	36,591	616	120,826	51,714	428
	28,001 - 32,000	0	0	0	46,353	4,487	97	53,704	21,265	396	100,057	25,752	257
	32,001 and over	0	0	0	3,630	158	44	52,190	8,719	167	55,820	8,878	159
	<b>TOTALS</b>	<b>298,569</b>	<b>\$22,686</b>	<b>\$76</b>	<b>544,879</b>	<b>\$292,199</b>	<b>\$536</b>	<b>519,410</b>	<b>\$436,930</b>	<b>\$841</b>	<b>1,362,882</b>	<b>\$751,817</b>	<b>\$552</b>

\* Includes Married Filing Separate status.

A/ Amount is less than \$500.

D/ Tax Law prohibits the disclosure of individual taxpayer information.

# Nonresidents, Part-Year Move-outs & Unclassified

Earned Income	Number of Qualifying Children									Total		
	None			One			More than One					
	#	(000's)	Credit	#	(000's)	Credit	#	(000's)	Credit	#	(000's)	Credit
<b>FULL YEAR NONRESIDENT (ALL)</b>												
\$0 - \$4,000	18	A/	\$7	17	\$1	\$69	21	\$2	\$90	56	\$3	\$57
4,001 - 8,000	74	1	8	51	3	66	32	3	91	157	7	44
8,001 - 12,000	608	5	8	174	10	58	94	6	66	876	21	24
12,001 - 16,000	0	0	0	548	36	66	237	17	71	785	53	68
16,001 - 20,000	0	0	0	913	112	123	515	52	100	1,428	164	115
20,001 - 24,000	0	0	0	1,030	187	182	876	126	144	1,906	313	164
24,001 - 28,000	0	0	0	1,054	175	166	1,081	243	225	2,135	418	196
28,001 - 32,000	0	0	0	873	65	75	1,098	262	239	1,971	328	166
32,001 and over	0	0	0	153	5	29	1,470	175	119	1,623	179	110
<b>TOTALS</b>	<b>700</b>	<b>\$6</b>	<b>\$8</b>	<b>4,813</b>	<b>\$595</b>	<b>\$124</b>	<b>5,424</b>	<b>\$886</b>	<b>\$163</b>	<b>10,937</b>	<b>\$1,486</b>	<b>\$136</b>
<b>PART-YEAR RESIDENT, MOVED OUT (ALL)</b>												
\$0 - \$4,000	492	\$20	\$42	204	\$38	\$185	138	\$31	\$227	834	\$90	\$107
4,001 - 8,000	1,117	85	76	575	238	414	389	199	513	2,081	523	251
8,001 - 12,000	1,034	27	26	961	455	474	687	516	751	2,682	999	372
12,001 - 16,000	56	1	17	1,090	349	320	884	602	681	2,030	952	469
16,001 - 20,000	0	0	0	1,266	283	223	1,067	504	473	2,333	787	337
20,001 - 24,000	0	0	0	1,041	171	164	1,058	327	309	2,099	498	237
24,001 - 28,000	0	0	0	640	88	138	840	202	240	1,480	290	196
28,001 - 32,000	0	0	0	439	29	65	563	110	196	1,002	139	138
32,001 and over	0	0	0	D/	D/	27	446	47	104	507	48	95
<b>TOTALS</b>	<b>2,699</b>	<b>\$134</b>	<b>\$50</b>	<b>6,277</b>	<b>\$1,652</b>	<b>\$263</b>	<b>6,072</b>	<b>\$2,539</b>	<b>\$418</b>	<b>15,048</b>	<b>\$4,325</b>	<b>\$287</b>
<b>UNCLASSIFIED (ALL)</b>												
\$0 - \$4,000	172	\$8	\$49	45	\$11	\$234	51	\$21	\$418	268	\$40	\$151
4,001 - 8,000	300	29	95	119	59	493	65	40	618	484	127	263
8,001 - 12,000	182	7	39	153	100	654	129	133	1,034	464	241	518
12,001 - 16,000	14	A/	28	193	94	490	156	158	1,016	363	253	698
16,001 - 20,000	0	0	0	175	71	407	146	118	808	321	189	590
20,001 - 24,000	0	0	0	133	42	316	150	99	658	283	141	497
24,001 - 28,000	0	0	0	136	29	214	115	55	475	251	84	334
28,001 - 32,000	0	0	0	75	8	107	100	33	332	175	41	236
32,001 and over	0	0	0	D/	A/	45	88	14	154	95	14	146
<b>TOTALS</b>	<b>668</b>	<b>\$44</b>	<b>\$67</b>	<b>1,036</b>	<b>\$415</b>	<b>\$400</b>	<b>1,000</b>	<b>\$671</b>	<b>\$671</b>	<b>2,704</b>	<b>\$1,131</b>	<b>\$418</b>

\* Includes Married Filing Separate status.

A/ Amount is less than \$500.

D/ Tax Law prohibits the disclosure of individual taxpayer information.

# Grand Total for All Claims

Filing Status	Earned Income	Number of Qualifying Children									Total		
		None			One			More than One			#	Credits (000's)	Avg. Credit
		#	Credits (000's)	Avg. Credit	#	Credits (000's)	Avg. Credit	#	Credits (000's)	Avg. Credit			
<b>Single</b>													
	\$0 - \$4,000	75,169	\$3,917	\$52	5,730	\$1,581	\$276	2,744	\$916	\$334	83,648	\$6,414	\$77
	4,001 - 8,000	124,335	13,394	108	12,575	8,081	643	3,865	2,778	719	140,783	24,255	172
	8,001 - 12,000	55,227	1,806	33	12,816	10,015	781	5,219	6,126	1,174	73,263	17,947	245
	12,001 - 16,000	75	A/	3	8,209	6,137	748	4,042	5,118	1,266	12,326	11,254	913
	16,001 - 20,000	0	0	0	5,924	3,585	605	2,236	2,399	1,073	8,160	5,984	733
	20,001 - 24,000	0	0	0	4,176	1,797	430	1,651	1,387	840	5,827	3,184	546
	24,001 - 28,000	0	0	0	2,752	708	257	1,169	713	610	3,921	1,421	362
	28,001 - 32,000	0	0	0	1,838	180	98	849	335	394	2,687	515	192
	32,001 and over	0	0	0	0	0	0	545	74	137	545	74	137
	<b>TOTALS</b>	<b>254,806</b>	<b>\$19,117</b>	<b>\$75</b>	<b>54,020</b>	<b>\$32,084</b>	<b>\$594</b>	<b>22,320</b>	<b>\$19,846</b>	<b>\$889</b>	<b>331,160</b>	<b>\$71,049</b>	<b>\$215</b>
<b>Married Filing Joint</b>													
	\$0 - \$4,000	8,028	\$379	\$47	3,521	\$1,050	\$298	5,770	\$3,369	\$584	17,321	\$4,798	\$277
	4,001 - 8,000	12,852	1,441	112	7,193	4,615	642	6,808	5,046	741	26,854	11,102	413
	8,001 - 12,000	13,107	1,124	86	14,468	11,584	801	19,010	22,981	1,209	46,586	35,689	766
	12,001 - 16,000	5,207	125	24	13,310	10,471	787	26,619	34,975	1,314	45,136	45,570	1,010
	16,001 - 20,000	0	0	0	13,998	9,105	650	24,335	28,748	1,181	38,333	37,852	987
	20,001 - 24,000	0	0	0	14,356	6,534	455	22,985	19,972	869	37,341	26,506	710
	24,001 - 28,000	0	0	0	12,534	3,715	296	23,058	14,915	647	35,592	18,631	523
	28,001 - 32,000	0	0	0	11,047	1,566	142	21,826	9,585	439	32,873	11,151	339
	32,001 and over	0	0	0	3,879	165	43	27,328	5,175	189	31,207	5,340	171
	<b>TOTALS</b>	<b>39,194</b>	<b>\$3,068</b>	<b>\$78</b>	<b>94,306</b>	<b>\$48,804</b>	<b>\$518</b>	<b>177,739</b>	<b>\$144,765</b>	<b>\$814</b>	<b>311,243</b>	<b>\$196,637</b>	<b>\$632</b>
<b>Head of Household*</b>													
	\$0 - \$4,000	2,246	\$113	\$50	23,467	\$6,882	\$293	15,340	\$6,624	\$432	41,054	\$13,619	\$332
	4,001 - 8,000	4,099	440	107	54,036	34,853	645	27,034	19,958	738	85,172	55,251	649
	8,001 - 12,000	4,228	211	50	71,784	57,642	803	54,423	65,776	1,209	130,437	123,630	948
	12,001 - 16,000	8	A/	2	63,865	45,878	718	56,035	71,054	1,268	119,908	116,931	975
	16,001 - 20,000	0	0	0	59,557	33,520	563	43,466	44,244	1,018	103,023	77,764	755
	20,001 - 24,000	0	0	0	55,306	21,757	393	40,712	32,240	792	96,018	53,997	562
	24,001 - 28,000	0	0	0	48,215	11,006	228	37,485	21,488	573	85,700	32,494	379
	28,001 - 32,000	0	0	0	34,977	2,846	81	32,980	11,763	357	67,957	14,610	215
	32,001 and over	0	0	0	1	A/	330	26,451	3,710	140	26,452	3,710	140
	<b>TOTALS</b>	<b>10,581</b>	<b>\$764</b>	<b>\$72</b>	<b>411,208</b>	<b>\$214,386</b>	<b>\$521</b>	<b>333,926</b>	<b>\$276,856</b>	<b>\$829</b>	<b>755,721</b>	<b>\$492,006</b>	<b>\$651</b>
<b>All</b>													
	\$0 - \$4,000	85,443	\$4,408	\$52	32,718	\$9,514	\$291	23,854	\$10,909	\$457	142,023	\$24,831	\$175
	4,001 - 8,000	141,286	15,275	108	73,804	47,549	644	37,707	27,782	737	252,809	90,608	358
	8,001 - 12,000	72,562	3,142	43	99,068	79,241	800	78,652	94,882	1,206	250,286	177,265	708
	12,001 - 16,000	5,290	125	24	85,384	62,485	732	86,696	111,146	1,282	177,370	173,756	980
	16,001 - 20,000	0	0	0	79,479	46,210	581	70,037	75,391	1,076	149,516	121,601	813
	20,001 - 24,000	0	0	0	73,838	30,088	407	65,348	53,598	820	139,186	83,686	601
	24,001 - 28,000	0	0	0	63,501	15,430	243	61,712	37,116	601	125,213	52,545	420
	28,001 - 32,000	0	0	0	47,862	4,592	96	55,655	21,683	390	103,517	26,276	254
	32,001 and over	0	0	0	3,880	165	43	54,324	8,959	165	58,204	9,124	157
	<b>TOTALS</b>	<b>304,581</b>	<b>\$22,949</b>	<b>\$75</b>	<b>559,534</b>	<b>\$295,274</b>	<b>\$528</b>	<b>533,985</b>	<b>\$441,467</b>	<b>\$827</b>	<b>1,398,124</b>	<b>\$759,692</b>	<b>\$543</b>

\* Includes Married Filing Separate status.

A/ Amount is less than \$500.

D/ Tax Law prohibits the disclosure of individual taxpayer information.





---

# New York City EITC Tables

---

# Bronx County

Filing Status	Earned Income	Number of Qualifying Children									Total		
		None			One			More than One			#	Credits (000's)	Avg. Credit
		#	Credits (000's)	Avg. Credit	#	Credits (000's)	Avg. Credit	#	Credits (000's)	Avg. Credit			
<b>Single</b>													
	\$0 - \$4,000	6,818	\$63	\$9	747	\$42	\$57	172	\$12	\$72	7,740	\$117	\$15
	4,001 - 8,000	11,027	201	18	2,947	336	114	559	70	125	14,541	608	42
	8,001 - 12,000	6,921	59	9	3,126	426	136	1,286	265	206	11,345	751	66
	12,001 - 16,000	0	0	0	1,801	242	134	1,031	230	223	2,832	472	167
	16,001 - 20,000	0	0	0	1,200	133	111	483	92	191	1,683	225	133
	20,001 - 24,000	0	0	0	837	66	79	391	58	149	1,228	125	101
	24,001 - 28,000	0	0	0	510	24	48	268	29	108	778	53	69
	28,001 - 32,000	0	0	0	375	6	17	220	14	65	595	21	35
	32,001 and over	0	0	0	0	0	0	133	3	23	133	3	23
	<b>TOTALS</b>	<b>24,766</b>	<b>\$323</b>	<b>\$13</b>	<b>11,543</b>	<b>\$1,276</b>	<b>\$111</b>	<b>4,543</b>	<b>\$775</b>	<b>\$171</b>	<b>40,875</b>	<b>\$2,374</b>	<b>\$58</b>
<b>Married Filing Joint</b>													
	\$0 - \$4,000	374	\$3	\$9	175	\$10	\$56	265	\$29	\$111	814	\$43	\$52
	4,001 - 8,000	662	12	19	399	44	111	325	41	126	1,386	98	70
	8,001 - 12,000	617	9	15	959	130	136	1,005	209	208	2,582	348	135
	12,001 - 16,000	274	1	4	803	108	134	1,733	386	223	2,810	495	176
	16,001 - 20,000	0	0	0	819	101	123	1,439	301	209	2,258	401	178
	20,001 - 24,000	0	0	0	824	76	92	1,231	205	166	2,055	281	137
	24,001 - 28,000	0	0	0	693	42	61	1,131	141	125	1,824	183	100
	28,001 - 32,000	0	0	0	638	19	30	1,140	95	84	1,778	114	64
	32,001 and over	0	0	0	216	2	8	1,351	46	34	1,567	48	30
	<b>TOTALS</b>	<b>1,927</b>	<b>\$26</b>	<b>\$13</b>	<b>5,526</b>	<b>\$531</b>	<b>\$96</b>	<b>9,620</b>	<b>\$1,453</b>	<b>\$151</b>	<b>17,074</b>	<b>\$2,010</b>	<b>\$118</b>
<b>Head of Household*</b>													
	\$0 - \$4,000	299	\$3	\$9	3,000	\$165	\$55	1,969	\$170	\$86	5,270	\$337	\$64
	4,001 - 8,000	594	11	18	9,321	1,031	111	4,180	532	127	14,096	1,574	112
	8,001 - 12,000	715	5	7	11,408	1,551	136	10,710	2,207	206	22,833	3,764	165
	12,001 - 16,000	0	0	0	9,538	1,270	133	10,347	2,297	222	19,885	3,567	179
	16,001 - 20,000	0	0	0	7,895	860	109	6,607	1,250	189	14,502	2,110	146
	20,001 - 24,000	0	0	0	7,274	563	77	6,098	899	147	13,372	1,462	109
	24,001 - 28,000	0	0	0	6,466	299	46	5,922	629	106	12,388	928	75
	28,001 - 32,000	0	0	0	5,846	93	16	5,701	373	65	11,548	466	40
	32,001 and over	0	0	0	0	0	0	4,717	114	24	4,717	114	24
	<b>TOTALS</b>	<b>1,608</b>	<b>\$18</b>	<b>\$11</b>	<b>60,748</b>	<b>\$5,832</b>	<b>\$96</b>	<b>56,251</b>	<b>\$8,471</b>	<b>\$151</b>	<b>118,611</b>	<b>\$14,321</b>	<b>\$121</b>
<b>All</b>													
	\$0 - \$4,000	7,491	\$69	\$9	3,922	\$217	\$55	2,406	\$212	\$88	13,824	\$497	\$36
	4,001 - 8,000	12,283	224	18	12,667	1,412	111	5,064	643	127	30,023	2,280	76
	8,001 - 12,000	8,253	73	9	15,493	2,107	136	13,001	2,682	206	36,760	4,862	132
	12,001 - 16,000	274	1	4	12,142	1,620	133	13,111	2,913	222	25,527	4,534	178
	16,001 - 20,000	0	0	0	9,914	1,094	110	8,529	1,643	193	18,443	2,736	148
	20,001 - 24,000	0	0	0	8,935	705	79	7,720	1,162	151	16,655	1,867	112
	24,001 - 28,000	0	0	0	7,669	365	48	7,321	799	109	14,990	1,164	78
	28,001 - 32,000	0	0	0	6,859	119	17	7,061	483	68	13,921	601	43
	32,001 and over	0	0	0	216	2	8	6,201	162	26	6,417	164	26
	<b>TOTALS</b>	<b>28,301</b>	<b>\$367</b>	<b>\$13</b>	<b>77,817</b>	<b>\$7,639</b>	<b>\$98</b>	<b>70,414</b>	<b>\$10,699</b>	<b>\$152</b>	<b>176,560</b>	<b>\$18,706</b>	<b>\$106</b>

\* Includes Married Filing Separate status.

A/ Amount is less than \$500.

D/ Tax Law prohibits the disclosure of individual taxpayer information.

# Kings County

Filing Status	Earned Income	Number of Qualifying Children									Total		
		None			One			More than One			#	Credits (000's)	Avg. Credit
		#	Credits (000's)	Avg. Credit	#	Credits (000's)	Avg. Credit	#	Credits (000's)	Avg. Credit			
<b>Single</b>													
	\$0 - \$4,000	12,437	\$114	\$9	578	\$29	\$50	183	\$15	\$82	13,201	\$158	\$12
	4,001 - 8,000	22,722	415	18	1,691	185	109	356	44	124	24,784	644	26
	8,001 - 12,000	14,295	124	9	1,787	244	136	614	126	204	16,712	493	29
	12,001 - 16,000	0	0	0	1,041	140	134	501	112	223	1,542	252	163
	16,001 - 20,000	0	0	0	750	83	110	262	50	190	1,012	133	131
	20,001 - 24,000	0	0	0	548	44	80	219	33	150	767	76	100
	24,001 - 28,000	0	0	0	352	16	47	157	17	107	509	33	65
	28,001 - 32,000	0	0	0	215	4	17	104	7	67	319	11	33
	32,001 and over	0	0	0	0	0	0	91	2	24	91	2	24
	<b>TOTALS</b>	<b>49,454</b>	<b>\$652</b>	<b>\$13</b>	<b>6,962</b>	<b>\$743</b>	<b>\$107</b>	<b>2,487</b>	<b>\$405</b>	<b>\$163</b>	<b>58,937</b>	<b>\$1,801</b>	<b>\$31</b>
<b>Married Filing Joint</b>													
	\$0 - \$4,000	1,472	\$13	\$9	598	\$40	\$67	1,263	\$186	\$147	3,334	\$240	\$72
	4,001 - 8,000	2,943	56	19	1,779	199	112	1,555	208	134	6,277	462	74
	8,001 - 12,000	2,757	41	15	3,729	506	136	5,974	1,224	205	12,462	1,772	142
	12,001 - 16,000	918	4	4	2,979	402	135	7,438	1,664	224	11,335	2,070	183
	16,001 - 20,000	0	0	0	2,572	317	123	5,514	1,157	210	8,086	1,474	182
	20,001 - 24,000	0	0	0	2,431	225	93	3,968	661	167	6,399	887	139
	24,001 - 28,000	0	0	0	1,830	112	61	3,360	419	125	5,190	531	102
	28,001 - 32,000	0	0	0	1,590	48	30	2,867	241	84	4,457	290	65
	32,001 and over	0	0	0	572	5	8	3,210	111	35	3,782	116	31
	<b>TOTALS</b>	<b>8,090</b>	<b>\$114</b>	<b>\$14</b>	<b>18,080</b>	<b>\$1,855</b>	<b>\$103</b>	<b>35,149</b>	<b>\$5,872</b>	<b>\$167</b>	<b>61,322</b>	<b>\$7,842</b>	<b>\$128</b>
<b>Head of Household*</b>													
	\$0 - \$4,000	441	\$4	\$9	4,022	\$222	\$55	2,286	\$209	\$91	6,750	\$434	\$64
	4,001 - 8,000	904	16	18	10,569	1,156	109	4,465	561	126	15,943	1,733	109
	8,001 - 12,000	1,076	8	8	13,963	1,897	136	10,424	2,142	205	25,467	4,047	159
	12,001 - 16,000	0	0	0	11,237	1,491	133	10,029	2,223	222	21,266	3,713	175
	16,001 - 20,000	0	0	0	10,129	1,100	109	7,071	1,334	189	17,200	2,434	142
	20,001 - 24,000	0	0	0	9,988	771	77	6,741	992	147	16,729	1,763	105
	24,001 - 28,000	0	0	0	9,018	419	46	6,673	708	106	15,691	1,126	72
	28,001 - 32,000	0	0	0	7,849	124	16	6,388	413	65	14,239	537	38
	32,001 and over	0	0	0	0	0	0	5,176	125	24	5,176	125	24
	<b>TOTALS</b>	<b>2,421</b>	<b>\$28</b>	<b>\$12</b>	<b>76,775</b>	<b>\$7,178</b>	<b>\$93</b>	<b>59,253</b>	<b>\$8,707</b>	<b>\$147</b>	<b>138,461</b>	<b>\$15,913</b>	<b>\$115</b>
<b>All</b>													
	\$0 - \$4,000	14,350	\$131	\$9	5,198	\$291	\$56	3,732	\$410	\$110	23,285	\$832	\$36
	4,001 - 8,000	26,569	486	18	14,039	1,539	110	6,376	813	128	47,004	2,840	60
	8,001 - 12,000	18,128	173	10	19,479	2,647	136	17,012	3,491	205	54,641	6,312	116
	12,001 - 16,000	918	4	4	15,257	2,033	133	17,968	3,998	223	34,143	6,035	177
	16,001 - 20,000	0	0	0	13,451	1,499	111	12,847	2,541	198	26,298	4,041	154
	20,001 - 24,000	0	0	0	12,967	1,040	80	10,928	1,686	154	23,895	2,726	114
	24,001 - 28,000	0	0	0	11,200	547	49	10,190	1,143	112	21,390	1,690	79
	28,001 - 32,000	0	0	0	9,654	176	18	9,359	662	71	19,015	837	44
	32,001 and over	0	0	0	572	5	8	8,477	238	28	9,049	243	27
	<b>TOTALS</b>	<b>59,965</b>	<b>\$795</b>	<b>\$13</b>	<b>101,817</b>	<b>\$9,776</b>	<b>\$96</b>	<b>96,889</b>	<b>\$14,983</b>	<b>\$155</b>	<b>258,720</b>	<b>\$25,556</b>	<b>\$99</b>

\* Includes Married Filing Separate status.

A/ Amount is less than \$500.

D/ Tax Law prohibits the disclosure of individual taxpayer information.

# New York County

Filing Status	Earned Income	Number of Qualifying Children									Total		
		None			One			More than One			#	Credits (000's)	Avg. Credit
		#	Credits (000's)	Avg. Credit	#	Credits (000's)	Avg. Credit	#	Credits (000's)	Avg. Credit			
<b>Single</b>													
	\$0 - \$4,000	10,015	\$89	\$9	425	\$23	\$55	117	\$10	\$83	10,560	\$122	\$12
	4,001 - 8,000	16,908	308	18	1,620	182	112	250	32	127	18,792	522	28
	8,001 - 12,000	10,656	92	9	1,921	262	136	742	154	208	13,329	508	38
	12,001 - 16,000	0	0	0	1,140	154	135	625	139	223	1,765	293	166
	16,001 - 20,000	0	0	0	802	88	110	356	68	190	1,158	156	135
	20,001 - 24,000	0	0	0	540	43	80	213	32	150	753	75	100
	24,001 - 28,000	0	0	0	316	15	47	155	16	106	471	31	66
	28,001 - 32,000	0	0	0	232	4	16	121	8	67	353	12	33
	32,001 and over	0	0	0	0	0	0	75	2	24	75	2	24
	<b>TOTALS</b>	<b>37,579</b>	<b>\$489</b>	<b>\$13</b>	<b>6,996</b>	<b>\$771</b>	<b>\$110</b>	<b>2,654</b>	<b>\$461</b>	<b>\$174</b>	<b>47,256</b>	<b>\$1,722</b>	<b>\$36</b>
<b>Married Filing Joint</b>													
	\$0 - \$4,000	562	\$5	\$9	218	\$14	\$64	276	\$38	\$137	1,056	\$57	\$54
	4,001 - 8,000	1,300	25	19	577	63	110	266	33	126	2,144	122	57
	8,001 - 12,000	1,341	20	15	1,167	158	135	1,055	218	207	3,563	396	111
	12,001 - 16,000	484	2	4	1,120	150	134	1,783	399	224	3,387	551	163
	16,001 - 20,000	0	0	0	956	118	123	1,499	312	208	2,455	430	175
	20,001 - 24,000	0	0	0	777	72	92	1,139	190	167	1,916	262	136
	24,001 - 28,000	0	0	0	656	40	61	1,004	126	125	1,660	166	100
	28,001 - 32,000	0	0	0	516	16	31	850	71	83	1,366	87	64
	32,001 and over	0	0	0	193	2	8	1,011	34	34	1,204	36	30
	<b>TOTALS</b>	<b>3,687</b>	<b>\$52</b>	<b>\$14</b>	<b>6,180</b>	<b>\$632</b>	<b>\$102</b>	<b>8,883</b>	<b>\$1,422</b>	<b>\$160</b>	<b>18,751</b>	<b>\$2,106</b>	<b>\$112</b>
<b>Head of Household*</b>													
	\$0 - \$4,000	252	\$2	\$9	1,950	\$108	\$56	1,110	\$105	\$95	3,312	\$215	\$65
	4,001 - 8,000	469	8	18	5,775	642	111	2,221	283	127	8,471	934	110
	8,001 - 12,000	540	4	8	7,540	1,024	136	5,674	1,172	207	13,755	2,200	160
	12,001 - 16,000	0	0	0	6,421	854	133	5,689	1,264	222	12,110	2,118	175
	16,001 - 20,000	0	0	0	5,330	582	109	3,713	701	189	9,043	1,283	142
	20,001 - 24,000	0	0	0	4,653	361	78	3,392	499	147	8,046	860	107
	24,001 - 28,000	0	0	0	4,029	188	47	3,220	341	106	7,249	530	73
	28,001 - 32,000	0	0	0	3,435	57	17	2,933	191	65	6,370	248	39
	32,001 and over	0	0	0	0	0	0	2,435	58	24	2,435	58	24
	<b>TOTALS</b>	<b>1,261</b>	<b>\$15</b>	<b>\$12</b>	<b>39,133</b>	<b>\$3,817</b>	<b>\$98</b>	<b>30,387</b>	<b>\$4,614</b>	<b>\$152</b>	<b>70,791</b>	<b>\$8,446</b>	<b>\$119</b>
<b>All</b>													
	\$0 - \$4,000	10,829	\$97	\$9	2,593	\$146	\$56	1,503	\$152	\$101	14,928	\$395	\$26
	4,001 - 8,000	18,677	341	18	7,972	888	111	2,737	348	127	29,407	1,578	54
	8,001 - 12,000	12,537	116	9	10,628	1,444	136	7,471	1,544	207	30,647	3,104	101
	12,001 - 16,000	484	2	4	8,681	1,158	133	8,097	1,802	223	17,262	2,962	172
	16,001 - 20,000	0	0	0	7,088	788	111	5,568	1,081	194	12,656	1,869	148
	20,001 - 24,000	0	0	0	5,970	476	80	4,744	721	152	10,715	1,197	112
	24,001 - 28,000	0	0	0	5,001	243	49	4,379	483	110	9,380	726	77
	28,001 - 32,000	0	0	0	4,183	77	18	3,904	270	69	8,089	347	43
	32,001 and over	0	0	0	193	2	8	3,521	94	27	3,714	96	26
	<b>TOTALS</b>	<b>42,527</b>	<b>\$556</b>	<b>\$13</b>	<b>52,309</b>	<b>\$5,220</b>	<b>\$100</b>	<b>41,924</b>	<b>\$6,496</b>	<b>\$155</b>	<b>136,798</b>	<b>\$12,273</b>	<b>\$90</b>

\* Includes Married Filing Separate status.

A/ Amount is less than \$500.

D/ Tax Law prohibits the disclosure of individual taxpayer information.

# Queens County

Filing Status	Earned Income	Number of Qualifying Children									Total		
		None			One			More than One			#	Credits (000's)	Avg. Credit
		#	Credits (000's)	Avg. Credit	#	Credits (000's)	Avg. Credit	#	Credits (000's)	Avg. Credit			
<b>Single</b>													
	\$0 - \$4,000	11,057	\$106	\$10	271	\$14	\$53	80	\$8	\$95	11,412	\$128	\$11
	4,001 - 8,000	24,031	439	18	713	78	109	128	16	124	24,879	532	21
	8,001 - 12,000	D/	D/	9	923	126	136	D/	D/	208	14,786	312	21
	12,001 - 16,000	D/	A/	16	626	84	135	D/	D/	223	904	146	162
	16,001 - 20,000	0	0	0	422	46	110	150	28	189	572	75	131
	20,001 - 24,000	0	0	0	323	25	78	101	15	146	424	40	95
	24,001 - 28,000	0	0	0	238	11	48	89	9	106	327	21	64
	28,001 - 32,000	0	0	0	159	3	17	70	4	63	229	7	31
	32,001 and over	0	0	0	0	0	0	49	1	23	49	1	23
	<b>TOTALS</b>	<b>48,626</b>	<b>\$664</b>	<b>\$14</b>	<b>3,675</b>	<b>\$388</b>	<b>\$106</b>	<b>1,265</b>	<b>\$210</b>	<b>\$166</b>	<b>53,582</b>	<b>\$1,263</b>	<b>\$24</b>
<b>Married Filing Joint</b>													
	\$0 - \$4,000	1,224	\$11	\$9	477	\$31	\$65	717	\$92	\$129	2,418	\$135	\$56
	4,001 - 8,000	3,088	58	19	1,219	136	111	604	77	128	4,911	271	55
	8,001 - 12,000	D/	D/	15	3,304	449	136	D/	D/	208	8,902	980	110
	12,001 - 16,000	D/	D/	4	3,078	414	135	D/	D/	222	8,784	1,440	164
	16,001 - 20,000	0	0	0	3,082	378	123	4,574	951	208	7,656	1,329	174
	20,001 - 24,000	0	0	0	2,870	265	92	3,932	650	165	6,802	915	134
	24,001 - 28,000	0	0	0	2,247	136	61	3,736	467	125	5,983	603	101
	28,001 - 32,000	0	0	0	1,841	55	30	3,002	251	84	4,843	306	63
	32,001 and over	0	0	0	637	5	8	3,417	116	34	4,054	121	30
	<b>TOTALS</b>	<b>8,692</b>	<b>\$122</b>	<b>\$14</b>	<b>18,755</b>	<b>\$1,868</b>	<b>\$100</b>	<b>26,905</b>	<b>\$4,108</b>	<b>\$153</b>	<b>54,353</b>	<b>\$6,099</b>	<b>\$112</b>
<b>Head of Household*</b>													
	\$0 - \$4,000	357	\$3	\$9	2,207	\$128	\$58	1,221	\$123	\$100	3,786	\$253	\$67
	4,001 - 8,000	825	15	18	6,244	689	110	2,025	255	126	9,096	959	105
	8,001 - 12,000	835	7	8	9,277	1,259	136	5,551	1,140	205	15,663	2,406	154
	12,001 - 16,000	0	0	0	7,718	1,025	133	6,040	1,335	221	13,758	2,360	172
	16,001 - 20,000	0	0	0	6,871	747	109	4,008	755	188	10,879	1,502	138
	20,001 - 24,000	0	0	0	6,322	491	78	3,810	558	146	10,132	1,049	104
	24,001 - 28,000	0	0	0	5,686	263	46	3,723	394	106	9,409	657	70
	28,001 - 32,000	0	0	0	4,854	77	16	3,591	232	65	8,445	310	37
	32,001 and over	0	0	0	0	0	0	2,954	70	24	2,954	70	24
	<b>TOTALS</b>	<b>2,017</b>	<b>\$24</b>	<b>\$12</b>	<b>49,179</b>	<b>\$4,678</b>	<b>\$95</b>	<b>32,923</b>	<b>\$4,863</b>	<b>\$148</b>	<b>84,122</b>	<b>\$9,565</b>	<b>\$114</b>
<b>All</b>													
	\$0 - \$4,000	12,638	\$121	\$10	2,955	\$173	\$59	2,018	\$222	\$110	17,616	\$516	\$29
	4,001 - 8,000	27,944	511	18	8,176	902	110	2,757	348	126	38,886	1,762	45
	8,001 - 12,000	17,641	174	10	13,504	1,834	136	8,200	1,691	206	39,351	3,698	94
	12,001 - 16,000	1,112	5	4	11,422	1,523	133	10,912	2,418	222	23,446	3,945	168
	16,001 - 20,000	0	0	0	10,375	1,171	113	8,732	1,734	199	19,107	2,905	152
	20,001 - 24,000	0	0	0	9,515	781	82	7,843	1,223	156	17,358	2,004	115
	24,001 - 28,000	0	0	0	8,171	410	50	7,548	870	115	15,719	1,281	81
	28,001 - 32,000	0	0	0	6,854	135	20	6,663	488	73	13,517	622	46
	32,001 and over	0	0	0	637	5	8	6,420	187	29	7,057	192	27
	<b>TOTALS</b>	<b>59,335</b>	<b>\$811</b>	<b>\$14</b>	<b>71,609</b>	<b>\$6,934</b>	<b>\$97</b>	<b>61,093</b>	<b>\$9,181</b>	<b>\$150</b>	<b>192,057</b>	<b>\$16,926</b>	<b>\$88</b>

\* Includes Married Filing Separate status.

A/ Amount is less than \$500.

D/ Tax Law prohibits the disclosure of individual taxpayer information.

# Richmond County

Filing Status	Earned Income	Number of Qualifying Children									Total		
		None			One			More than One			#	Credits (000's)	Avg. Credit
		#	Credits (000's)	Avg. Credit	#	Credits (000's)	Avg. Credit	#	Credits (000's)	Avg. Credit			
<b>Single</b>													
	\$0 - \$4,000	1,272	\$11	\$9	79	\$4	\$45	21	\$1	\$59	1,372	\$16	\$12
	4,001 - 8,000	2,087	38	18	132	14	104	30	4	129	2,249	55	25
	8,001 - 12,000	1,376	12	8	113	15	137	47	10	208	1,536	37	24
	12,001 - 16,000	0	0	0	90	12	133	36	8	225	126	20	159
	16,001 - 20,000	0	0	0	55	6	107	25	4	175	80	10	128
	20,001 - 24,000	0	0	0	40	3	80	18	3	152	58	6	103
	24,001 - 28,000	0	0	0	30	1	47	10	1	107	40	2	62
	28,001 - 32,000	0	0	0	D/	D/	16	D/	D/	75	42	1	29
	32,001 and over	0	0	0	0	0	0	10	A/	21	10	A/	21
	<b>TOTALS</b>	<b>4,735</b>	<b>\$61</b>	<b>\$13</b>	<b>572</b>	<b>\$56</b>	<b>\$97</b>	<b>206</b>	<b>\$32</b>	<b>\$156</b>	<b>5,513</b>	<b>\$148</b>	<b>\$27</b>
<b>Married Filing Joint</b>													
	\$0 - \$4,000	154	\$1	\$8	76	\$3	\$39	130	\$11	\$84	360	\$15	\$42
	4,001 - 8,000	220	4	18	131	14	107	120	15	121	472	33	69
	8,001 - 12,000	230	3	14	233	31	134	296	60	203	759	95	125
	12,001 - 16,000	91	A/	4	233	31	133	438	96	218	762	127	167
	16,001 - 20,000	0	0	0	264	31	119	424	86	204	688	118	171
	20,001 - 24,000	0	0	0	277	25	89	420	69	163	697	93	134
	24,001 - 28,000	0	0	0	220	13	61	439	53	120	659	66	100
	28,001 - 32,000	0	0	0	217	6	29	416	33	79	633	39	62
	32,001 and over	0	0	0	71	1	8	473	15	31	544	15	28
	<b>TOTALS</b>	<b>695</b>	<b>\$9</b>	<b>\$13</b>	<b>1,722</b>	<b>\$155</b>	<b>\$90</b>	<b>3,156</b>	<b>\$437</b>	<b>\$138</b>	<b>5,574</b>	<b>\$601</b>	<b>\$108</b>
<b>Head of Household*</b>													
	\$0 - \$4,000	45	A/	\$8	406	\$21	\$53	284	\$20	\$69	735	\$41	\$56
	4,001 - 8,000	83	1	17	821	89	108	451	56	124	1,355	146	108
	8,001 - 12,000	95	1	8	1,049	142	135	849	169	199	1,993	312	157
	12,001 - 16,000	0	0	0	847	111	131	830	183	220	1,677	294	175
	16,001 - 20,000	0	0	0	794	86	108	601	112	187	1,395	198	142
	20,001 - 24,000	0	0	0	765	59	77	618	90	146	1,383	149	108
	24,001 - 28,000	0	0	0	769	35	46	593	63	106	1,362	98	72
	28,001 - 32,000	0	0	0	649	10	16	607	39	64	1,256	49	39
	32,001 and over	0	0	0	0	0	0	539	13	24	539	13	24
	<b>TOTALS</b>	<b>223</b>	<b>\$3</b>	<b>\$12</b>	<b>6,100</b>	<b>\$553</b>	<b>\$91</b>	<b>5,372</b>	<b>\$745</b>	<b>\$139</b>	<b>11,695</b>	<b>\$1,301</b>	<b>\$111</b>
<b>All</b>													
	\$0 - \$4,000	1,471	\$13	\$9	561	\$28	\$50	435	\$32	\$73	2,467	\$73	\$29
	4,001 - 8,000	2,390	43	18	1,084	116	107	601	74	124	4,076	234	57
	8,001 - 12,000	1,701	16	9	1,395	189	135	1,192	239	201	4,288	443	103
	12,001 - 16,000	91	A/	4	1,170	154	132	1,304	287	220	2,565	441	172
	16,001 - 20,000	0	0	0	1,113	123	111	1,050	203	193	2,163	326	151
	20,001 - 24,000	0	0	0	1,082	87	80	1,056	162	153	2,138	248	116
	24,001 - 28,000	0	0	0	1,019	50	49	1,042	117	112	2,061	167	81
	28,001 - 32,000	0	0	0	899	17	19	1,032	73	70	1,931	90	46
	32,001 and over	0	0	0	71	1	8	1,022	28	27	1,093	28	26
	<b>TOTALS</b>	<b>5,653</b>	<b>\$72</b>	<b>\$13</b>	<b>8,394</b>	<b>\$764</b>	<b>\$91</b>	<b>8,734</b>	<b>\$1,214</b>	<b>\$139</b>	<b>22,782</b>	<b>\$2,050</b>	<b>\$90</b>

\* Includes Married Filing Separate status.

A/ Amount is less than \$500.

D/ Tax Law prohibits the disclosure of individual taxpayer information.

# New York City Total

	Number of Qualifying Children											Total	
	None			One			More than One						
<b>Single</b>													
\$0 - \$4,000	41,599	\$383	\$9	2,100	\$112	\$53	573	\$46	\$80		44,285	\$542	\$12
4,001 - 8,000	76,775	1,401	18	7,103	794	112	1,323	166	125		85,245	2,362	28
8,001 - 12,000	D/	D/	9	7,870	1,073	136	D/	D/	207		57,708	2,101	36
12,001 - 16,000	D/	A/	16	4,698	632	134	D/	D/	223		7,169	1,182	165
16,001 - 20,000	0	0	0	3,229	356	110	1,276	242	190		4,505	598	133
20,001 - 24,000	0	0	0	2,288	182	79	942	140	149		3,230	322	100
24,001 - 28,000	0	0	0	1,446	69	47	679	73	107		2,125	141	66
28,001 - 32,000	0	0	0	1,014	17	17	524	34	66		1,538	51	33
32,001 and over	0	0	0	0	0	0	358	8	23		358	8	23
<b>TOTALS</b>	<b>165,160</b>	<b>\$2,190</b>	<b>\$13</b>	<b>29,748</b>	<b>\$3,234</b>	<b>\$109</b>	<b>11,155</b>	<b>\$1,883</b>	<b>\$169</b>		<b>206,163</b>	<b>\$7,308</b>	<b>\$35</b>
<b>Married Filing Joint</b>													
\$0 - \$4,000	3,786	\$35	\$9	1,544	\$98	\$63	2,651	\$357	\$135		7,982	\$489	\$61
4,001 - 8,000	8,213	155	19	4,105	456	111	2,870	374	130		15,190	985	65
8,001 - 12,000	D/	D/	15	9,392	1,274	136	D/	D/	206		28,268	3,590	127
12,001 - 16,000	D/	D/	4	8,213	1,106	135	D/	D/	223		27,078	4,683	173
16,001 - 20,000	0	0	0	7,693	944	123	13,450	2,808	209		21,143	3,752	177
20,001 - 24,000	0	0	0	7,179	662	92	10,690	1,774	166		17,869	2,437	136
24,001 - 28,000	0	0	0	5,646	344	61	9,670	1,205	125		15,316	1,549	101
28,001 - 32,000	0	0	0	4,802	145	30	8,275	691	84		13,077	836	64
32,001 and over	0	0	0	1,689	14	8	9,462	322	34		11,151	335	30
<b>TOTALS</b>	<b>23,091</b>	<b>\$323</b>	<b>\$14</b>	<b>50,263</b>	<b>\$5,043</b>	<b>\$100</b>	<b>83,713</b>	<b>\$13,292</b>	<b>\$159</b>		<b>157,074</b>	<b>\$18,657</b>	<b>\$119</b>
<b>Head of Household*</b>													
\$0 - \$4,000	1,394	\$12	\$9	11,585	\$644	\$56	6,870	\$625	\$91		19,853	\$1,282	\$65
4,001 - 8,000	2,875	51	18	32,730	3,607	110	13,342	1,688	127		48,961	5,347	109
8,001 - 12,000	3,261	25	8	43,237	5,872	136	33,208	6,831	206		79,711	12,728	160
12,001 - 16,000	0	0	0	35,761	4,750	133	32,935	7,301	222		68,696	12,051	175
16,001 - 20,000	0	0	0	31,019	3,375	109	22,000	4,152	189		53,019	7,527	142
20,001 - 24,000	0	0	0	29,002	2,245	77	20,659	3,038	147		49,662	5,283	106
24,001 - 28,000	0	0	0	25,968	1,203	46	20,131	2,135	106		46,099	3,338	72
28,001 - 32,000	0	0	0	22,633	361	16	19,220	1,249	65		41,858	1,610	38
32,001 and over	0	0	0	0	0	0	15,821	380	24		15,821	380	24
<b>TOTALS</b>	<b>7,530</b>	<b>\$88</b>	<b>\$12</b>	<b>231,935</b>	<b>\$22,057</b>	<b>\$95</b>	<b>184,186</b>	<b>\$27,399</b>	<b>\$149</b>		<b>423,680</b>	<b>\$49,546</b>	<b>\$117</b>
<b>All</b>													
\$0 - \$4,000	46,779	\$430	\$9	15,229	\$854	\$56	10,094	\$1,028	\$102		72,120	\$2,313	\$32
4,001 - 8,000	87,863	1,606	18	43,938	4,857	111	17,535	2,228	127		149,396	8,693	58
8,001 - 12,000	58,260	552	9	60,499	8,220	136	46,876	9,647	206		165,687	18,419	111
12,001 - 16,000	2,879	13	4	48,672	6,487	133	51,392	11,417	222		102,943	17,917	174
16,001 - 20,000	0	0	0	41,941	4,675	111	36,726	7,202	196		78,667	11,878	151
20,001 - 24,000	0	0	0	38,469	3,089	80	32,291	4,953	153		70,761	8,042	114
24,001 - 28,000	0	0	0	33,060	1,616	49	30,480	3,413	112		63,540	5,028	79
28,001 - 32,000	0	0	0	28,449	523	18	28,019	1,975	70		56,473	2,498	44
32,001 and over	0	0	0	1,689	14	8	25,641	710	28		27,330	724	26
<b>TOTALS</b>	<b>195,781</b>	<b>\$2,600</b>	<b>\$13</b>	<b>311,946</b>	<b>\$30,334</b>	<b>\$97</b>	<b>279,054</b>	<b>\$42,573</b>	<b>\$153</b>		<b>786,917</b>	<b>\$75,511</b>	<b>\$96</b>

\* Includes Married Filing Separate status.

A/ Amount is less than \$500.

D/ Tax Law prohibits the disclosure of individual taxpayer information.

# New York City Full-Year Resident Total

Filing Status	Earned Income	Number of Qualifying Children									Total		
		None			One			More than One			#	Credits (000's)	Avg. Credit
		#	Credits (000's)	Avg. Credit	#	Credits (000's)	Avg. Credit	#	Credits (000's)	Avg. Credit			
<b>Single</b>													
	\$0 - \$4,000	41,425	\$382	\$9	2,096	\$112	\$54	570	\$46	\$81	44,104	\$540	\$12
	4,001 - 8,000	76,356	1,395	18	7,090	793	112	1,316	165	126	84,806	2,355	28
	8,001 - 12,000	D/	D/	9	7,851	1,072	136	D/	D/	207	57,238	2,096	37
	12,001 - 16,000	D/	A/	16	4,693	631	135	D/	D/	223	7,160	1,181	165
	16,001 - 20,000	0	0	0	3,221	355	110	1,275	242	190	4,496	598	133
	20,001 - 24,000	0	0	0	2,286	182	79	941	140	149	3,227	322	100
	24,001 - 28,000	0	0	0	1,445	68	47	677	73	107	2,122	141	66
	28,001 - 32,000	0	0	0	1,014	17	17	523	34	66	1,537	51	33
	32,001 and over	0	0	0	0	0	0	358	8	23	358	8	23
	<b>TOTALS</b>	<b>164,121</b>	<b>\$2,180</b>	<b>\$13</b>	<b>29,696</b>	<b>\$3,231</b>	<b>\$109</b>	<b>11,131</b>	<b>\$1,881</b>	<b>\$169</b>	<b>205,048</b>	<b>\$7,293</b>	<b>\$36</b>
<b>Married Filing Joint</b>													
	\$0 - \$4,000	3,751	\$34	\$9	1,537	\$97	\$63	2,645	\$356	\$135	7,934	\$488	\$62
	4,001 - 8,000	8,188	154	19	4,087	455	111	2,862	374	131	15,139	983	65
	8,001 - 12,000	D/	D/	15	9,354	1,271	136	D/	D/	206	28,184	3,582	127
	12,001 - 16,000	D/	D/	4	8,195	1,104	135	D/	D/	223	27,024	4,678	173
	16,001 - 20,000	0	0	0	7,654	941	123	13,428	2,805	209	21,082	3,747	178
	20,001 - 24,000	0	0	0	7,156	661	92	10,670	1,773	166	17,826	2,434	137
	24,001 - 28,000	0	0	0	5,630	343	61	9,647	1,204	125	15,277	1,547	101
	28,001 - 32,000	0	0	0	4,789	144	30	8,255	690	84	13,044	835	64
	32,001 and over	0	0	0	1,684	14	8	9,433	321	34	11,117	335	30
	<b>TOTALS</b>	<b>23,004</b>	<b>\$322</b>	<b>\$14</b>	<b>50,086</b>	<b>\$5,031</b>	<b>\$100</b>	<b>83,530</b>	<b>\$13,275</b>	<b>\$159</b>	<b>156,627</b>	<b>\$18,628</b>	<b>\$119</b>
<b>Head of Household*</b>													
	\$0 - \$4,000	1,390	\$12	\$9	11,556	\$643	\$56	6,853	\$625	\$91	19,803	\$1,280	\$65
	4,001 - 8,000	2,868	51	18	32,633	3,601	110	13,309	1,685	127	48,824	5,338	109
	8,001 - 12,000	3,253	25	8	43,148	5,866	136	33,141	6,823	206	79,547	12,714	160
	12,001 - 16,000	0	0	0	35,665	4,742	133	32,870	7,293	222	68,535	12,035	176
	16,001 - 20,000	0	0	0	30,940	3,371	109	21,951	4,146	189	52,891	7,517	142
	20,001 - 24,000	0	0	0	28,933	2,242	77	20,618	3,035	147	49,552	5,277	106
	24,001 - 28,000	0	0	0	25,915	1,202	46	20,101	2,133	106	46,016	3,335	72
	28,001 - 32,000	0	0	0	22,589	361	16	19,180	1,248	65	41,774	1,609	39
	32,001 and over	0	0	0	0	0	0	15,800	380	24	15,800	380	24
	<b>TOTALS</b>	<b>7,511</b>	<b>\$88</b>	<b>\$12</b>	<b>231,379</b>	<b>\$22,028</b>	<b>\$95</b>	<b>183,823</b>	<b>\$27,368</b>	<b>\$149</b>	<b>422,742</b>	<b>\$49,485</b>	<b>\$117</b>
<b>All</b>													
	\$0 - \$4,000	46,566	\$428	\$9	15,189	\$853	\$56	10,068	\$1,027	\$102	71,841	\$2,309	\$32
	4,001 - 8,000	87,412	1,600	18	43,810	4,849	111	17,487	2,224	127	148,769	8,676	58
	8,001 - 12,000	57,788	549	9	60,353	8,208	136	46,776	9,635	206	164,969	18,393	111
	12,001 - 16,000	2,870	13	4	48,553	6,478	133	51,296	11,405	222	102,719	17,895	174
	16,001 - 20,000	0	0	0	41,815	4,667	112	36,654	7,194	196	78,469	11,862	151
	20,001 - 24,000	0	0	0	38,375	3,084	80	32,229	4,948	154	70,605	8,032	114
	24,001 - 28,000	0	0	0	32,990	1,614	49	30,425	3,409	112	63,415	5,023	79
	28,001 - 32,000	0	0	0	28,392	522	18	27,958	1,973	71	56,355	2,495	44
	32,001 and over	0	0	0	1,684	14	8	25,591	709	28	27,275	723	26
	<b>TOTALS</b>	<b>194,636</b>	<b>\$2,590</b>	<b>\$13</b>	<b>311,161</b>	<b>\$30,290</b>	<b>\$97</b>	<b>278,484</b>	<b>\$42,524</b>	<b>\$153</b>	<b>784,417</b>	<b>\$75,407</b>	<b>\$96</b>

\* Includes Married Filing Separate status.

A/ Amount is less than \$500.

D/ Tax Law prohibits the disclosure of individual taxpayer information.



# Non-New York City Counties Total

Filing Status	Earned Income	Number of Qualifying Children									Total		
		None			One			More than One			#	Credits (000's)	Avg. Credit
		#	Credits (000's)	Avg. Credit	#	Credits (000's)	Avg. Credit	#	Credits (000's)	Avg. Credit			
<b>Single</b>													
	\$0 - \$4,000	D/	D/	\$9	8	A/	\$43	D/	A/	\$14	193	\$2	\$10
	4,001 - 8,000	D/	D/	18	28	3	115	D/	D/	130	D/	D/	27
	8,001 - 12,000	309	3	9	32	4	137	12	2	198	353	9	27
	12,001 - 16,000	0	0	0	29	4	134	16	4	225	45	7	167
	16,001 - 20,000	0	0	0	25	3	112	D/	D/	195	29	4	124
	20,001 - 24,000	0	0	0	15	1	71	D/	A/	154	18	2	84
	24,001 - 28,000	0	0	0	11	A/	45	D/	A/	99	14	1	57
	28,001 - 32,000	0	0	0	D/	A/	19	D/	A/	73	12	A/	37
	32,001 and over	0	0	0	0	0	0	D/	A/	18	D/	A/	18
	<b>TOTALS</b>	<b>825</b>	<b>\$10</b>	<b>\$12</b>	<b>156</b>	<b>\$16</b>	<b>\$105</b>	<b>51</b>	<b>\$9</b>	<b>\$167</b>	<b>1,033</b>	<b>\$35</b>	<b>\$34</b>
<b>Married Filing Joint</b>													
	\$0 - \$4,000	D/	A/	\$9	9	A/	\$45	12	\$1	\$105	25	\$2	\$68
	4,001 - 8,000	19	A/	19	14	2	116	12	2	126	45	3	78
	8,001 - 12,000	15	A/	16	32	4	135	43	9	206	90	13	149
	12,001 - 16,000	13	A/	4	27	4	134	48	10	215	88	14	159
	16,001 - 20,000	0	0	0	49	6	123	53	11	203	102	17	165
	20,001 - 24,000	0	0	0	36	3	86	49	8	168	85	11	133
	24,001 - 28,000	0	0	0	35	2	63	60	7	122	95	9	100
	28,001 - 32,000	0	0	0	28	1	30	49	4	85	77	5	65
	32,001 and over	0	0	0	13	A/	10	76	2	32	89	3	29
	<b>TOTALS</b>	<b>51</b>	<b>\$1</b>	<b>\$13</b>	<b>243</b>	<b>\$22</b>	<b>\$91</b>	<b>402</b>	<b>\$55</b>	<b>\$136</b>	<b>696</b>	<b>\$78</b>	<b>\$112</b>
<b>Head of Household*</b>													
	\$0 - \$4,000	D/	A/	\$14	50	\$3	\$51	D/	D/	\$88	90	\$6	\$66
	4,001 - 8,000	D/	A/	18	130	14	110	51	6	125	D/	D/	111
	8,001 - 12,000	13	A/	6	228	31	135	132	27	206	373	58	156
	12,001 - 16,000	0	0	0	283	37	132	159	35	220	442	72	164
	16,001 - 20,000	0	0	0	222	25	115	124	23	189	346	49	141
	20,001 - 24,000	0	0	0	170	13	77	121	18	148	291	31	107
	24,001 - 28,000	0	0	0	146	7	47	113	12	104	259	19	72
	28,001 - 32,000	0	0	0	146	3	19	119	8	66	265	11	40
	32,001 and over	0	0	0	0	0	0	D/	D/	25	D/	D/	25
	<b>TOTALS</b>	<b>22</b>	<b>A/</b>	<b>\$11</b>	<b>1,375</b>	<b>\$133</b>	<b>\$97</b>	<b>967</b>	<b>\$136</b>	<b>\$140</b>	<b>2,364</b>	<b>\$269</b>	<b>\$114</b>
<b>All</b>													
	\$0 - \$4,000	189	\$2	\$9	67	\$3	\$49	52	\$5	\$89	308	\$10	\$31
	4,001 - 8,000	359	6	18	172	19	112	68	9	126	600	34	57
	8,001 - 12,000	337	3	9	292	40	135	187	38	206	816	81	99
	12,001 - 16,000	13	A/	4	339	45	132	223	49	219	575	94	163
	16,001 - 20,000	0	0	0	296	34	116	181	35	193	477	69	145
	20,001 - 24,000	0	0	0	221	17	78	173	27	154	394	44	111
	24,001 - 28,000	0	0	0	192	10	50	176	19	110	368	29	79
	28,001 - 32,000	0	0	0	182	4	20	172	12	71	354	16	45
	32,001 and over	0	0	0	13	A/	10	188	5	28	201	5	27
	<b>TOTALS</b>	<b>898</b>	<b>\$11</b>	<b>\$12</b>	<b>1,774</b>	<b>\$172</b>	<b>\$97</b>	<b>1,420</b>	<b>\$199</b>	<b>\$140</b>	<b>4,093</b>	<b>\$382</b>	<b>\$93</b>

\* Includes Married Filing Separate status.

A/ Amount is less than \$500.

D/ Tax Law prohibits the disclosure of individual taxpayer information.

# All Other (Non-New York State Residents & Unclassified)

Filing Status	Earned Income	Number of Qualifying Children									Total			
		None			One			More than One			#	Credits (000's)	Avg. Credit	
		#	Credits (000's)	Avg. Credit	#	Credits (000's)	Avg. Credit	#	Credits (000's)	Avg. Credit				
<b>Single</b>														
	\$0 - \$4,000	D/	A/	\$10	D/	A/	\$42	0	\$0	\$0	35	A/	\$12	
	4,001 - 8,000	D/	D/	18	D/	D/	126	D/	A/	123	77	2	27	
	8,001 - 12,000	D/	A/	8	D/	D/	137	D/	A/	226	33	1	30	
	12,001 - 16,000	0	0	0	D/	A/	137	D/	A/	220	D/	A/	179	
	16,001 - 20,000	0	0	0	0	0	0	D/	A/	189	D/	A/	189	
	20,001 - 24,000	0	0	0	0	0	0	0	0	0	0	0	0	
	24,001 - 28,000	0	0	0	D/	A/	48	0	0	0	D/	A/	48	
	28,001 - 32,000	0	0	0	0	0	0	0	0	0	0	0	0	
	32,001 and over	0	0	0	0	0	0	0	0	0	0	0	0	
	<b>TOTALS</b>	<b>132</b>	<b>\$2</b>	<b>\$14</b>	<b>21</b>	<b>\$2</b>	<b>\$87</b>	<b>D/</b>	<b>D/</b>	<b>\$189</b>	<b>158</b>	<b>\$5</b>	<b>\$29</b>	
<b>Married Filing Joint</b>														
	\$0 - \$4,000	D/	A/	\$7	D/	A/	\$26	D/	D/	\$183	10	\$1	\$97	
	4,001 - 8,000	D/	A/	17	D/	A/	110	D/	A/	113	16	1	59	
	8,001 - 12,000	D/	A/	18	D/	D/	137	11	2	208	24	3	125	
	12,001 - 16,000	D/	A/	6	D/	D/	131	22	5	226	31	6	194	
	16,001 - 20,000	0	0	0	D/	D/	113	14	3	214	23	4	174	
	20,001 - 24,000	0	0	0	D/	D/	96	D/	D/	151	15	2	129	
	24,001 - 28,000	0	0	0	D/	A/	59	12	1	117	17	2	100	
	28,001 - 32,000	0	0	0	D/	A/	39	D/	D/	92	12	1	79	
	32,001 and over	0	0	0	D/	A/	10	D/	A/	26	D/	A/	22	
	<b>TOTALS</b>	<b>23</b>	<b>A/</b>	<b>\$15</b>	<b>41</b>	<b>\$4</b>	<b>\$97</b>	<b>92</b>	<b>\$15</b>	<b>\$167</b>	<b>156</b>	<b>\$20</b>	<b>\$126</b>	
<b>Head of Household*</b>														
	\$0 - \$4,000	D/	A/	\$10	D/	D/	\$46	D/	D/	\$111	17	\$1	\$63	
	4,001 - 8,000	D/	A/	20	20	2	114	D/	D/	119	36	4	114	
	8,001 - 12,000	D/	A/	7	45	6	137	D/	D/	196	73	11	154	
	12,001 - 16,000	0	0	0	28	4	130	36	8	222	64	12	181	
	16,001 - 20,000	0	0	0	D/	D/	116	D/	D/	189	37	6	150	
	20,001 - 24,000	0	0	0	13	1	80	14	2	149	27	3	116	
	24,001 - 28,000	0	0	0	12	A/	41	11	1	101	23	2	70	
	28,001 - 32,000	0	0	0	D/	A/	17	D/	A/	61	18	1	34	
	32,001 and over	0	0	0	0	0	0	D/	A/	37	D/	A/	37	
	<b>TOTALS</b>	<b>4</b>	<b>A/</b>	<b>\$11</b>	<b>160</b>	<b>\$17</b>	<b>\$104</b>	<b>138</b>	<b>\$23</b>	<b>\$163</b>	<b>302</b>	<b>\$39</b>	<b>\$130</b>	
<b>All</b>														
	\$0 - \$4,000	38	A/	\$10	14	\$1	\$44	10	\$1	\$147	62	\$2	\$39	
	4,001 - 8,000	81	1	18	28	3	116	20	2	118	129	7	55	
	8,001 - 12,000	D/	A/	10	53	7	137	D/	D/	200	130	15	117	
	12,001 - 16,000	D/	A/	6	37	5	130	D/	D/	223	D/	D/	185	
	16,001 - 20,000	0	0	0	D/	D/	115	33	7	200	D/	D/	160	
	20,001 - 24,000	0	0	0	19	2	85	23	3	150	42	5	121	
	24,001 - 28,000	0	0	0	26	1	47	23	3	109	49	4	76	
	28,001 - 32,000	0	0	0	14	A/	22	16	1	78	30	2	52	
	32,001 and over	0	0	0	D/	A/	10	D/	A/	32	15	A/	29	
	<b>TOTALS</b>	<b>159</b>	<b>\$2</b>	<b>\$14</b>	<b>222</b>	<b>\$22</b>	<b>\$101</b>	<b>235</b>	<b>\$39</b>	<b>\$165</b>	<b>616</b>	<b>\$63</b>	<b>\$103</b>	

\* Includes Married Filing Separate status.

A/ Amount is less than \$500.

D/ Tax Law prohibits the disclosure of individual taxpayer information.

# Grand Total

Filing Status	Earned Income	Number of Qualifying Children									Total		
		None			One			More than One			#	Credits (000's)	Avg. Credit
		#	Credits (000's)	Avg. Credit	#	Credits (000's)	Avg. Credit	#	Credits (000's)	Avg. Credit			
<b>Single</b>													
	\$0 - \$4,000	41,990	\$386	\$9	2,117	\$113	\$53	578	\$46	\$80	44,698	\$546	\$12
	4,001 - 8,000	77,609	1,414	18	7,165	800	112	1,343	168	125	86,162	2,382	28
	8,001 - 12,000	D/	D/	9	7,933	1,081	136	D/	D/	206	58,604	2,119	36
	12,001 - 16,000	D/	A/	16	4,746	637	134	D/	D/	223	7,244	1,193	165
	16,001 - 20,000	0	0	0	3,267	360	110	1,291	245	189	4,558	604	133
	20,001 - 24,000	0	0	0	2,312	183	79	951	142	149	3,263	325	100
	24,001 - 28,000	0	0	0	1,472	70	47	682	73	107	2,154	143	66
	28,001 - 32,000	0	0	0	1,027	17	17	528	35	66	1,555	52	33
	32,001 and over	0	0	0	0	0	0	361	8	23	361	8	23
	<b>TOTALS</b>	<b>167,192</b>	<b>\$2,211</b>	<b>\$13</b>	<b>30,039</b>	<b>\$3,261</b>	<b>\$109</b>	<b>11,266</b>	<b>\$1,898</b>	<b>\$169</b>	<b>208,599</b>	<b>\$7,372</b>	<b>\$35</b>
<b>Married Filing Joint</b>													
	\$0 - \$4,000	3,803	\$35	\$9	1,561	\$98	\$63	2,677	\$359	\$134	8,042	\$492	\$61
	4,001 - 8,000	8,261	155	19	4,137	459	111	2,907	378	130	15,307	993	65
	8,001 - 12,000	D/	D/	15	9,472	1,283	135	D/	D/	206	28,499	3,616	127
	12,001 - 16,000	D/	D/	4	8,281	1,113	134	D/	D/	223	27,311	4,716	173
	16,001 - 20,000	0	0	0	7,811	956	122	13,583	2,831	208	21,394	3,787	177
	20,001 - 24,000	0	0	0	7,280	669	92	10,840	1,794	165	18,120	2,463	136
	24,001 - 28,000	0	0	0	5,749	349	61	9,832	1,221	124	15,581	1,569	101
	28,001 - 32,000	0	0	0	4,868	146	30	8,404	700	83	13,272	846	64
	32,001 and over	0	0	0	1,720	14	8	9,613	325	34	11,333	339	30
	<b>TOTALS</b>	<b>23,242</b>	<b>\$324</b>	<b>\$14</b>	<b>50,879</b>	<b>\$5,088</b>	<b>\$100</b>	<b>84,731</b>	<b>\$13,410</b>	<b>\$158</b>	<b>158,859</b>	<b>\$18,823</b>	<b>\$118</b>
<b>Head of Household*</b>													
	\$0 - \$4,000	1,403	\$12	\$9	11,692	\$649	\$55	6,928	\$630	\$91	20,027	\$1,291	\$64
	4,001 - 8,000	2,889	51	18	33,028	3,634	110	13,488	1,703	126	49,419	5,389	109
	8,001 - 12,000	3,286	25	8	43,740	5,929	136	33,516	6,883	205	80,547	12,837	159
	12,001 - 16,000	0	0	0	36,289	4,809	133	33,287	7,367	221	69,576	12,175	175
	16,001 - 20,000	0	0	0	31,502	3,419	109	22,329	4,200	188	53,831	7,619	142
	20,001 - 24,000	0	0	0	29,363	2,267	77	20,948	3,072	147	50,312	5,339	106
	24,001 - 28,000	0	0	0	26,259	1,215	46	20,365	2,155	106	46,624	3,369	72
	28,001 - 32,000	0	0	0	22,907	365	16	19,424	1,260	65	42,336	1,626	38
	32,001 and over	0	0	0	0	0	0	15,992	384	24	15,992	384	24
	<b>TOTALS</b>	<b>7,578</b>	<b>\$89</b>	<b>\$12</b>	<b>234,780</b>	<b>\$22,286</b>	<b>\$95</b>	<b>186,277</b>	<b>\$27,654</b>	<b>\$148</b>	<b>428,664</b>	<b>\$50,030</b>	<b>\$117</b>
<b>All</b>													
	\$0 - \$4,000	47,196	\$433	\$9	15,370	\$860	\$56	10,183	\$1,035	\$102	72,767	\$2,329	\$32
	4,001 - 8,000	88,759	1,621	18	44,330	4,893	110	17,738	2,249	127	150,888	8,765	58
	8,001 - 12,000	59,149	558	9	61,145	8,292	136	47,303	9,721	205	167,650	18,571	111
	12,001 - 16,000	2,908	13	4	49,316	6,559	133	51,907	11,513	222	104,131	18,085	174
	16,001 - 20,000	0	0	0	42,580	4,735	111	37,203	7,276	196	79,783	12,011	151
	20,001 - 24,000	0	0	0	38,955	3,120	80	32,739	5,007	153	71,695	8,127	113
	24,001 - 28,000	0	0	0	33,480	1,633	49	30,879	3,448	112	64,359	5,081	79
	28,001 - 32,000	0	0	0	28,802	529	18	28,356	1,995	70	57,163	2,524	44
	32,001 and over	0	0	0	1,720	14	8	25,966	718	28	27,686	732	26
	<b>TOTALS</b>	<b>198,012</b>	<b>\$2,625</b>	<b>\$13</b>	<b>315,698</b>	<b>\$30,635</b>	<b>\$97</b>	<b>282,274</b>	<b>\$42,962</b>	<b>\$152</b>	<b>796,122</b>	<b>\$76,225</b>	<b>\$96</b>

\* Includes Married Filing Separate status.

A/ Amount is less than \$500.

D/ Tax Law prohibits the disclosure of individual taxpayer information.



---

# **Appendix A: Legislative Mandate for the Earned Income Tax Credit Study, Chapter 170, Laws of 1994, as Amended by Chapter 60, Laws of 2004.**

---

“The commissioner shall prepare a preliminary written report after July thirty-first and a final written report after December thirty-first of each calendar year, which shall contain statistical information regarding the credits granted on or before such dates under this subsection, and under any local law enacted pursuant to subsection (f) of section thirteen hundred ten of this chapter, during such calendar year. Copies of these reports shall be submitted by such commissioner to the governor, the temporary president of the senate, the speaker of the assembly, the chairman of the senate finance committee and the chairman of the assembly ways and means committee within sixty days of July thirty-first with respect to the preliminary report, and within forty-five days of December thirty-first with respect to the final report, and copies of such reports with respect to credits under any local law enacted pursuant to subsection (f) of section thirteen hundred ten of this chapter shall be submitted in addition to the mayor and the speaker of the council of the city where such a local law is in effect. Such reports shall contain, but not be limited to, the number of credits and the average amount of such credits allowed; and of those, the number of credits and the average amount of such credits allowed; and of those, the number of credits and the average amount of such credits allowed to taxpayers in each country; and of those, the number of credits and the average amount of such credits allowed to taxpayers whose earned income falls within ranges, determined by the commissioner, of not more than four thousand dollars; and of those, the number of credits and the average amount of such credits allowed to taxpayers who file under the different statuses set forth in subsections (a), (b) and (c) of section six hundred one of this part; and of those, the number of credits and the average amount of such credits allowed to taxpayers whose number of qualifying children falls within the categories set forth in such section thirty-two of the internal revenue code.”



---

**Appendix B: Form IT-215  
(Claim for Earned Income Credit) and  
Form IT-209 (Claim for Noncustodial  
Parent New York State Earned**

---

# Claim for Earned Income Credit

New York State • New York City



# IT-215

<b>Print or type</b>	<b>Important:</b> You <b>must</b> enter your social security number(s) in the boxes to the right.		
	Your first name and middle initial	Your last name <i>(for a joint claim, enter spouse's name on line below)</i>	▼ Your social security number <input style="width: 90%;" type="text"/>
	Spouse's first name and middle initial	Spouse's last name	▼ Spouse's social security number <input style="width: 90%;" type="text"/>
	Mailing address <i>(number and street or rural route)</i>		Apartment number
	City, village, or post office		State
		ZIP code	New York State county of residence ● <input style="width: 100%;" type="text"/>

- 1 Did you claim the federal earned income credit for 2006? If **No, stop; you do not qualify for these credits** .....  1. Yes  No
- 2 Is your investment income (see instructions) greater than \$2,800? If **Yes, stop; you do not qualify for these credits** .....  2. Yes  No
- 3 Have you already filed your 2006 New York State income tax return? If **No**, you must file this claim with a return.....  3. Yes  No
- 4 Did you claim qualifying children on your 2006 **federal** Schedule EIC? If **No**, continue with line 5.  
If **Yes**, in the spaces below, list up to two of the same children you claimed on federal Schedule EIC.....  4. Yes  No   
If you claimed more than two, see instructions.

First name and middle initial	Last name	Relationship	Number of months lived with you	Full-time student*	Person with disability*	Social security number	Year of birth
		●		<input type="checkbox"/>	● <input type="checkbox"/>	● <input style="width: 100%;" type="text"/>	● <input style="width: 100%;" type="text"/>
		●		<input type="checkbox"/>	● <input type="checkbox"/>	● <input style="width: 100%;" type="text"/>	● <input style="width: 100%;" type="text"/>

\* Mark an **X** in these boxes **only** if you checked **Yes** in the same box on your 2006 federal Schedule EIC (box 4a or 4b).

- 5 Is the IRS figuring your **federal** earned income credit (EIC) for you? If **Yes**, complete lines 6 through 9 (also lines 21, 23, and 24 if you are a part-year New York State resident, and line 28 if you are a part-year New York City resident). The Tax Department will compute your New York State and, if applicable, your New York City earned income credit for you. If **No**, complete lines 6 through 17 (and lines 18 through 26 if you are a part-year New York State resident). New York City residents must complete the **New York City Earned Income Credit Worksheet** on page 3 of Form IT-215-I. Part-year New York City residents must also complete line 28 on the back of this claim form .....  5. Yes  No   
Dollars Cents
- 6 Wages, salaries, tips, etc., from **Worksheet A**, line 3, on page 2 of the instructions, Form IT-215-I .....  6.  .
- 7 If you received a taxable scholarship or fellowship grant, or if you were paid any amount as an inmate in a penal institution for work, or if you received an amount as a pension or annuity from a nonqualified deferred compensation plan or a nongovernmental section 457 plan, enter that amount here (see instructions) .....  7.  .
- 8 Business income or loss (from your federal Form 1040 line instructions, Earned Income Credit Worksheet B, lines 1e, 2c, and 3) .....  8.  .   
● Employer identification number (see instructions) ..... ●   
● Mark an **X** in the applicable box: ..... The amount on line 8 above is a ●  profit or ●  loss
- 9 Enter your federal adjusted gross income (from federal Form 1040EZ, line 4; Form 1040A, line 22; or Form 1040, line 38) .....  9.  .
- 10 **Amount of federal EIC claimed** (from federal Form 1040EZ, line 8a; Form 1040A, line 40a; or Form 1040, line 66a. Federal alternative minimum tax filers - see instructions) .....  10.  .
- 11 New York State earned income credit (NYS EIC) rate 30% (.30).....  11.  . **3 0**
- 12 Tentative NYS EIC (multiply line 10 by line 11; see instructions) .....  12.  .

If you are a Form IT-201 or Form IT-203 filer, complete **Worksheet B** on the back page before continuing.

- 13 Form IT-150 filers, copy the amount from Form IT-150, line 27. Form IT-201 and Form IT-203 filers, copy the amount from **Worksheet B**, line 5, on the back of this form .....  13.  .
- 14 New York State household credit (from Form IT-150, line 28; Form IT-201, line 40; or Form IT-203, line 39) .....  14.  .
- 15 Enter the smaller of line 13 or line 14.....  15.  .
- 16 **Allowable New York State earned income credit** (subtract line 15 from line 12) .....  16.  .

Continue on the back page.

Please file this original scannable form with the Tax Department.

2151060094





**17** If your New York State filing status is  $\text{\textcircled{3}}$ , **Married filing separate return, complete line 17.** The NYS EIC on line 16 on the front page can be divided between spouses in any manner you wish. Enter on line 17 the amount of NYS EIC from line 16 you are claiming, and also enter your joint federal adjusted gross income below. .... **17.**

	Dollars		Cents
--	---------	--	-------

- **federal adjusted gross income** (from federal Form 1040EZ, line 4; Form 1040A, line 22; or Form 1040, line 38) ..... • 

--	--

**Part-year New York State resident earned income credit**

**Lines 18 through 26 apply only to part-year New York State residents claiming the New York State earned income credit.**

**18** Enter your New York State earned income credit (from line 16 on the front page, or from line 17 above) ..... **18.**

--	--

**19** Enter the amount from Form IT-203, line 42 ..... **19.**

--	--

- If line 19 is equal to or more than line 18, **stop. You do not have excess New York State earned income credit.**
- If line 19 is less than line 18, **continue on line 20 below.**

**20** **Excess New York State earned income credit** (subtract line 19 from line 18) ..... **20.**

--	--

**21** Enter the amount from Form IT-203-ATT, line 31 (If you do not have to file Form IT-203-ATT, leave blank and continue on line 22 below.) ..... **21.**

--	--

- If Form IT-215, line 21, is equal to or more than Form IT-215, line 20, **stop. Do not continue with this computation.** Enter the amount from line 20 above on Form IT-203-ATT, line 32.
- If Form IT-215, line 21, is less than Form IT-215, line 20, enter the amount from line 20 above on Form IT-203-ATT, line 32, and continue on line 22 below.

**22** Subtract line 21 from line 20. **This is your remaining excess New York State earned income credit** ..... **22.**

--	--

**23** Enter the amount from line 18, Column D, of the *Part-year resident income allocation worksheet* in your Form IT-203 instruction booklet ..... **23.**

--	--

**24** Enter the amount from line 18, Column A, of the *Part-year resident income allocation worksheet* in your Form IT-203 instruction booklet ..... **24.**

--	--

**25** Divide line 23 by line 24 (round the result to the fourth decimal place). This amount cannot exceed 100% (1.0000) ..... **25.**

--	--

**26** Multiply line 22 by line 25. Enter the result here and on Form IT-203-ATT, line 10. **This is the refundable portion of your part-year New York State resident earned income credit.** ..... **26.**

--	--

**New York City earned income credit (full-year and part-year New York City residents)**

**27** From **Worksheet C, New York City earned income credit**, on page 3 of Form IT-215-I, *Instructions for Form IT-215*. Enter here and on **Form IT-150, line 45; Form IT-201, line 70; or Form IT-203-ATT, line 11.** ..... **27.**

--	--

Part-year New York City residents must also complete line 28 below.

**28** **Part-year New York City adjusted gross income:** (see instructions) Enter the amounts from **Form IT-360.1, line 20**, columns A and B..... **28A.**

--	--

**28B.**

--	--

**Worksheet B (for Form IT-201 and Form IT-203 filers only)**

**1** New York State tax (from Form IT-201, line 39, or Form IT-203, line 38) ..... **1.**

--	--

**2** Resident credit (from Form IT-201, line 41, or Form IT-203-ATT, line 1) ..... **2.**

--	--

**3** Accumulation distribution credit (from Form IT-201-ATT, line 1, or Form IT-203-ATT, line 2) ..... **3.**

--	--

**4** Add lines 2 and 3 ..... **4.**

--	--

**5** Subtract line 4 from line 1. (If line 4 is more than line 1, enter 0.) Enter here and on line 13 on the front of this form..... **5.**

--	--

▼ Paid preparer's use only ▼	
Preparer's signature	▼ SSN or PTIN:
Firm's name (or yours, if self-employed)	• Employer identification number
Address	Mark an X if self-employed <input type="checkbox"/>
	Date

▼ Taxpayer(s) sign here ▼	
Your signature	
Your occupation	
• Spouse's signature and occupation (if joint claim)	
Date	▼ Daytime phone number





Claim for Noncustodial Parent New York State Earned Income Credit

New York State Earned Income Credit • New York City Earned Income Credit

Form with fields for names, social security numbers, address, and county of residence. Includes an 'Important' note about social security numbers.

The noncustodial parent New York State earned income credit (noncustodial EIC) may be claimed instead of the New York State earned income credit (NYS EIC).

Schedule A — Noncustodial parent New York State earned income credit (noncustodial EIC)

Part 1 — Eligibility

If you answer No to any question on lines 1 through 6, you do not qualify for the noncustodial EIC.

- 1 For 2006, were you a full-year resident of New York State?
2 Were you age 18 or older as of December 31, 2006?
3 For 2006, were you the parent of a minor child (or children) who did not reside with you?

Table with 5 columns: First name and middle initial, Last name, Relationship, Social security number, Year of birth.

- 4 Did you have a child support order payable through a support collection unit for at least one-half of the tax year?
5 For 2006, have you paid an amount in child support equal to the amount due for every order requiring you to make child support payments?
6 Is your federal AGI from Form IT-150, line 11, or Form IT-201, line 18, less than \$32,001?
7 Do you (and your spouse if filing a joint return) have a social security number that allows you to work or is valid for federal earned income tax purposes?
8 Is your federal filing status Married filing separately?
9 Are you filing federal Form 2555 or Form 2555-EZ (relating to foreign earned income)?
10 Is your investment income greater than \$2,800?

2091060094



Part 2 — Claiming the credit

- 11 Have you already filed your 2006 New York State income tax return?
12 Do you want the Tax Department to compute your noncustodial EIC and NYS EIC and give you the greater of the two?

Part 3 — Earned income

- 13 Wages, salaries, tips, etc. from Worksheet A, line 5, on page 2 of the instructions
14 If you were paid any amount for work while an inmate in a penal institution, or if you received a taxable scholarship or fellowship grant...
15 Business income or loss from Worksheet B, line 4 (or, if you claimed the federal EIC, from your federal Form 1040 line instructions...
16 Total earned income (If line 15 is a profit, subtract line 14 from line 13, and then add line 15. If line 15 is a loss, subtract line 14 from line 13, and then subtract line 15.)
17 Enter your federal AGI from Form IT-150, line 11, or Form IT-201, line 18

Part 4 — Credit computation

Credit computed at 20% of federal EIC with one qualifying child

- 18 Find the line 16 amount (Total earned income) in the noncustodial EIC tables (beginning on page 4 of the instructions), and enter the credit amount from column a
19 Are the amounts on lines 16 and 17 the same?
20 Is the amount on line 17 less than \$14,850?
21 Find the line 17 amount in the noncustodial EIC tables (beginning on page 4 of the instructions), and enter the credit amount from column a
22 Enter the amount from line 18 or line 21, whichever is less
23 Noncustodial EIC rate 20% (.20)
24 Noncustodial EIC (multiply line 22 by line 23)

Credit computed at 2.5 times the federal EIC without a qualifying child

- 25 Find the line 16 amount (Total earned income) in the noncustodial EIC tables (beginning on page 4 of the instructions). (If your NYS filing status is 2, Married filing joint return, enter the credit amount from column c. All other filing statuses, enter the credit amount from column b.)
26 Are the amounts on lines 16 and 17 the same?

Please file this original scannable form with the Tax Department.



**Part 4 — Credit computation** (continued)

**27** Is the amount on line 17 less than \$6,750 (\$8,750 if your filing status is ②, *Married filing joint return*)?..... **27.** Yes  No   
 If **Yes**, skip line 28, and enter the line 25 amount on line 29.  
 If **No**, continue on line 28.

**28** Find the line 17 amount in the noncustodial EIC tables (beginning on page 4 of the instructions).  
 (If your NYS filing status is ②, Married filing joint return, enter the credit amount from **column c**.  
 All other filing statuses, enter the credit amount from **column b**.)..... **28.**  .

**29** Enter the amount from line 25 or line 28, whichever is less ..... **29.**  .

**30** Noncustodial EIC factor (2.5) ..... **30.**  **2** .  **5 0**

**31** Noncustodial EIC calculation (multiply line 29 by line 30)..... **31.**  .

**32** Noncustodial EIC (enter the greater of line 24 or line 31; see instructions)..... **32.**  .

**Schedule B — New York State earned income credit (NYS EIC)**

**33** Did you claim the federal EIC for 2006? ..... **33.** Yes  No   
 If **No, stop**; you do not qualify for the NYS EIC (see the line 32 instructions)  
 If **Yes**, continue on line 34.

**34** Did you claim qualifying children on your 2006 federal Schedule EIC?..... **34.** Yes  No   
 If **No**, continue on line 35.  
 If **Yes**, in the spaces below, list up to two of the same children you claimed on federal Schedule EIC.  
**Note:** The children listed below must **not** be the same children as those you listed at line 3 on page 1.

First name and middle initial	Last name	Relationship	Number of months lived with you	Full-time student*	Person with disability*	Social security number	Year of birth
		•		<input type="checkbox"/>	• <input type="checkbox"/>	• <input type="text"/>	• <input type="text"/>
		•		<input type="checkbox"/>	• <input type="checkbox"/>	• <input type="text"/>	• <input type="text"/>

\* Mark an **X** in these boxes **only** if you checked **Yes** in the same box on your 2006 federal Schedule EIC (box 4a or 4b).

**35** Amount of federal EIC claimed (from federal Form 1040EZ, line 8a; Form 1040A, line 40a; or Form 1040, line 66a)..... **35.**  .

**36** NYS EIC rate 30% (.30) ..... **36.**  .  **3 0**

**37** Tentative NYS EIC (multiply line 35 by line 36) ..... **37.**  .

**38 Form IT-150 filers:** Enter the amount from Form IT-150, line 27 ..... **38.**  .   
**Form IT-201 filers:** Complete lines 38a through 38e, and enter the line 38e amount on line 38.

**38a** Amount from Form IT-201, line 39..... **38a.**  .   
**38b** Amount from Form IT-201, line 41 ..... **38b.**  .   
**38c** Amount from Form IT-201-ATT, line 1 ..... **38c.**  .   
**38d** Add lines 38b and 38c..... **38d.**  .   
**38e** Subtract line 38d from line 38a (if line 38d is more than line 38a, enter 0; also enter this amount on line 38 above) ..... **38e.**  .



**Schedule B — New York State earned income credit** *(continued)*

- 39 Enter the amount from line 38 on page 3 ..... **39.**  .
- 40 New York State household credit (from Form IT-150, line 28, or Form IT-201, line 40) ..... **40.**  .
- 41 Enter the amount from line 39 or line 40, whichever is less ..... **41.**  .
- 42 Allowable NYS EIC *(subtract line 41 from line 37)*..... **42.**  .
- 43 Noncustodial EIC *(enter the amount from line 32)*..... **43.**  .

You can only claim the NYS EIC from line 42 or the noncustodial EIC from line 43. **You cannot claim both.**

If line 42 is greater than line 43, enter the line 42 amount on Form IT-150, line 40, or Form IT-201, line 65.

If line 43 is greater than line 42, enter the line 43 amount on Form IT-150, line 41, or Form IT-201, line 66.

If you have already filed your original 2006 New York State income tax return, see instructions.

**Schedule C — New York City earned income credit (NYC EIC) for NYC full-year and part-year residents**

**Caution:** You **must** be a full-year or part-year New York City resident **and** qualify for a federal EIC to claim the NYC EIC.

- 44 Were you a resident of New York City during 2006? ..... **44.** Yes  No   
If **No, stop**; you do not qualify for the NYC EIC.
- 45 New York City EIC: Enter amount from **Worksheet C**, on page 3 in the instructions here and on Form IT-150, line 45, or Form IT-201, line 70.  
Part-year New York City residents must also complete lines 46 and 47 below ..... **45.**  .
- 46 Part-year New York City AGI: Enter the amount from Form IT-360.1, line 20, Column A..... **46.**  .
- 47 Part-year New York City AGI: Enter the amount from Form IT-360.1, line 20, Column B..... **47.**  .

▼ Paid preparer's use only ▼	
Preparer's signature ▶	▼ SSN or PTIN:
Firm's name <i>(or yours, if self-employed)</i>	● Employer identification number
Address	Mark an <b>X</b> if self-employed <input type="checkbox"/>
	Date

▼ Taxpayer(s) sign here ▼	
Your signature ▶	
Your occupation	
● Spouse's signature and occupation <i>(if joint claim)</i>	
Date	▼ Daytime phone number



---

**For more information concerning the data provided in this publication, please contact:**

**New York State Department of Taxation and Finance  
Office of Tax Policy Analysis  
W.A. Harriman State Campus Office  
Albany, New York 12227  
Phone: (518) 457-3187  
Web Site: [www.nystax.gov/statistics](http://www.nystax.gov/statistics)**