



# Earned Income Tax Credit

*Analysis of Credit Claims for 2001*

---

# Contents

---

Introduction and Background	Nature and Purpose of the EITC	1
	Summary Statistics	6
	Statistical Tables Accompanying This Report	8
	Endnotes	11
		13
Figures	<b>Figure 1:</b> 2001 New York State Earned Income Tax Credit by Earnings	6
	<b>Figure 2:</b> Total New York State Earned Income Tax Credit Claimed – 1994-2001	8
	<b>Figure 3:</b> Total New York State Earned Income Tax Credit Claimants – 1994-2001	10
Tables	<b>Table 1:</b> New York State Earned Income Tax Credit	3
	<b>Table 2:</b> State Earned Income Tax Credits as of January 1, 2003	5
	<b>Table 3:</b> EITC Claims by Place of Residence — 2001 Tax Year	9
	<b>Table 4:</b> EITC Claims by Number of Qualifying Children — 2001	11
	<b>Alphabetical Listing of County Tables</b>	15-71
	<b>New York City Total</b>	72
	<b>New York City Counties</b>	73-77
	<b>New York State Full-Year Resident</b>	78
	<b>Nonresidents, Part-Year Move-outs &amp; Unclassified</b>	79
	<b>Grand Total for All Claims</b>	80
Appendices	<b>Appendix A:</b> Legislative Mandate for the Earned Income Tax Credit Study, Chapter 170, Laws of 1994	A-1
	<b>Appendix B:</b> Form IT-215	B-1



---

# Introduction and Background

---

Chapter 170 of the Laws of 1994 created the New York State earned income tax credit (EITC), which became effective in 1994. Authorized by Section 606(d)(7) of the Tax Law, the credit equaled 25.0 percent of the federal EITC for the 2001 tax year. New York residents may receive a refund of any excess credits. The credit is nonrefundable to nonresidents. Taxpayers must file a New York State income tax return to receive the earned income tax credit.

Table 1 provides a summary of the major provisions of both the federal and New York credits. The federal credit equals a percentage of earned income, up to a maximum credit amount. At greater income levels, the credit begins to decline as income increases. Maximum earnings and income phase out levels are indexed annually for inflation. Taxpayers must receive earned income to claim the credit. Sixteen states currently provide an earned income tax credit. Fifteen states, including New York, are linked to federal law.

Table 2 lists these states and provides comparative information on the State credits.

Legislation enacted in 1995 amended the State EITC in two ways. First, it increased the percentage for tax year 1996 from the previously scheduled 15 percent to 20 percent of the federal credit. The scheduled percentage for 1997 and thereafter remained at 20 percent. Second, it restored the household credit for 1996 and thereafter, and requires taxpayers to subtract it from their EITC.

Legislation enacted in 1999 increased the EITC from 20 percent of the federal credit to 22.5 percent in tax year 2000, and to 25 percent in tax years beginning after 2000. However, the rate will revert to 20 percent if the federal government reduces New York's allocation of temporary assistance for needy families (TANF) grant, or does not permit spending on the EITC to apply toward the TANF maintenance of effort requirement.

---

Legislation enacted in 2000 further increased the EITC to 27.5 percent of the federal credit in 2002 and to 30 percent after 2002. These increases are similarly predicated upon funding through the federal TANF grant.

This statistical study results from a legislative mandate. The Department of Taxation and Finance (the Department) must submit to the Governor and the Legislature an annual preliminary report by September 30, and an annual final report by February 15 of each year. The legislation mandates the reporting of detailed data, on a county-level basis, showing the usage and value of the EITC. It also requires classification of this data by amount of earned income, size of credit, and number of qualifying children. Appendix A contains the actual mandate for this statistical study as contained in Chapter 170 of the Laws of 1994.

**Table 1: New York State Earned Income Tax Credit**

Tax Year	Federal Credit Rate	Maximum Creditable Earnings	Federal Maximum Credit	State Credit Rate	State Maximum Credit	Earnings for Start of Phase-Out	Phase-Out Rate	Income Cut-Off
<b>1994</b>								
Families with 1 child	26.30%	\$7,750	\$2,038	7.50%	\$153	\$11,000	15.98%	\$23,760
Families with 2 or more children	30.00%	8,425	2,528	7.50%	190	11,000	17.68%	25,300
Workers without children*	7.65%	4,000	306	7.50%	23	5,000	7.65%	9,000
<b>1995</b>								
Families with 1 child	34.00%	\$6,160	\$2,094	10.00%	\$209	\$11,290	15.98%	\$24,396
Families with 2 or more children	36.00%	8,640	3,110	10.00%	311	11,290	20.22%	26,673
Workers without children*	7.65%	4,100	314	10.00%	31	5,130	7.65%	9,230
<b>1996**</b>								
Families with 1 child	34.00%	\$6,330	\$2,152	20.00%	\$430	\$11,610	15.98%	\$25,078
Families with 2 or more children	40.00%	8,890	3,556	20.00%	711	11,610	21.06%	28,495
Workers without children*	7.65%	4,220	323	20.00%	65	5,280	7.65%	9,500
<b>1997**</b>								
Families with 1 child	34.00%	\$6,500	\$2,210	20.00%	\$442	\$11,930	15.98%	\$25,760
Families with 2 or more children	40.00%	9,140	3,656	20.00%	731	11,930	21.06%	29,290
Workers without children*	7.65%	4,340	332	20.00%	66	5,430	7.65%	9,770
<b>1998**</b>								
Families with 1 child	34.00%	\$6,680	\$2,271	20.00%	\$454	\$12,260	15.98%	\$26,473
Families with 2 or more children	40.00%	9,390	3,756	20.00%	751	12,260	21.06%	30,095
Workers without children*	7.65%	4,460	341	20.00%	68	5,570	7.65%	10,030
<b>1999**</b>								
Families with 1 child	34.00%	\$6,800	\$2,312	20.00%	\$462	\$12,460	15.98%	\$26,928
Families with 2 or more children	40.00%	9,540	3,816	20.00%	763	12,460	21.06%	30,580
Workers without children*	7.65%	4,530	347	20.00%	69	5,670	7.65%	10,200
<b>2000**</b>								
Families with 1 child	34.00%	\$6,920	\$2,353	22.0%	\$529	\$12,690	15.98%	\$27,413
Families with 2 or more children	40.00%	9,720	3,888	22.0%	875	12,690	21.06%	31,152
Workers without children*	7.65%	4,610	353	22.0%	79	5,770	7.65%	10,380
<b>2001**</b>								
Families with 1 child	34.00%	\$7,140	\$2,428	25.0%	\$607	\$13,090	15.98%	\$28,281
Families with 2 or more children	40.00%	10,020	4,008	25.0%	1,002	13,090	21.06%	32,121
Workers without children*	7.65%	4,760	364	25.0%	91	5,950	7.65%	10,710
<b>2002**</b>								
<b>Married Filing Joint***</b>								
Families with 1 child	34.00%	\$7,370	\$2,506	27.0%	\$689	\$14,520	15.98%	\$30,201
Families with 2 or more children	40.00%	10,350	4,140	27.0%	1,139	14,520	21.06%	34,178
Workers without children*	7.65%	4,910	376	27.0%	103	7,150	7.65%	12,060

**Table 1: New York State Earned Income Tax Credit (Cont'd)**

Tax Year	Federal Credit Rate	Maximum Creditable Earnings	Federal Maximum Credit	State Credit Rate	State Maximum Credit	Earnings for Start of Phase-Out	Phase-Out Rate	Income Cut-Off
<b>All Other Taxpayers***</b>								
Families with 1 child	34.00%	\$7,370	\$2,506	27.0%	\$689	\$13,520	15.98%	\$29,201
Families with 2 or more children	40.00%	10,350	4,140	27.0%	1,139	13,520	21.06%	33,178
Workers without children*	7.65%	4,910	376	27.0%	103	6,150	7.65%	11,060
<b>2003**</b>								
<b>Married Filing Joint***</b>								
Families with 1 child	34.00%	\$7,490	\$2,547	30.0%	\$764	\$14,730	15.98%	\$30,666
Families with 2 or more children	40.00%	10,510	4,204	30.0%	1,261	14,730	21.06%	34,692
Workers without children*	7.65%	4,990	382	30.0%	115	7,240	7.65%	12,230
<b>All Other Taxpayers***</b>								
Families with 1 child	34.00%	\$7,490	\$2,547	30.0%	\$764	\$13,730	15.98%	\$29,666
Families with 2 or more children	40.00%	10,510	4,204	30.0%	1,261	13,730	21.06%	33,692
Workers without children*	7.65%	4,990	382	30.0%	115	6,240	7.65%	11,230

\* Must be over age 24 and under age 65.

\*\* The credit is reduced by the amount of household credit used.

\*\*\* Beginning in tax year 2002, married taxpayers filing jointly and all other taxpayers have different earnings for the start of the phase-out and income cut-offs.

Note: Credit is refundable to residents, but nonrefundable to nonresidents. Phase-out based on greater of earnings or modified FAGI.

**Table 2: State Earned Income Tax Credits as of January 1, 2003**

State	Maximum Percentage of Federal Credit or Approximate Equivalent	Link to Federal Structure	Refundable for Residents	Eligibility for Workers Without Children
Colorado (1)	10.0%	Credit	Yes	Yes
Illinois (2)	5.0%	Credit	Yes	Yes
Indiana (3)	6.0%	Credit	Yes	No
Iowa	6.5%	Credit	No	Yes
Kansas	15.0%	Credit	Yes	Yes
Maine	5.0%	Credit	No	Yes
Maryland	50.0%	Credit	Partially	Partially
Massachusetts	15.0%	Credit	Yes	Yes
Minnesota (4)	45.0%	NA	Yes	Yes
New Jersey (5)	20%	Credit	Yes	No
<b>New York</b>	<b>30.0%</b>	<b>Credit</b>	<b>Yes</b>	<b>Yes</b>
Oklahoma	5.0%	Credit	Yes	Yes
Oregon	5.0%	Credit	No	Yes
Rhode Island	25.0%	Credit	No	Yes
Vermont	32.0%	Credit	Yes	Yes
Wisconsin (6)	43.0%	Credit	Yes	No

## Notes:

- (1) Credit is only available if state revenues exceed constitutional spending limitations. The State did not offer a credit for tax year 2002.
- (2) The Credit was initially nonrefundable and available for tax years 2000-2002. The credit was made permanent and fully refundable for tax years beginning on or after January 1, 2003 pursuant to Public Act 93-0534.
- (3) Credit was first effective in tax year 2000.
- (4) Credit is not based on the federal credit, but on earned income at various rates for each filing status.
- (5) The credit is available for taxpayers with gross incomes of \$20,000 or less.
- (6) Percentage of federal credit varies by number of children - 4% (one child), 14% (two children), and 43% (three or more children)

Source: Office Tax Policy Analysis compilation from various sources, including CCH State Tax Guide and Johnson, N., L. Ioberera, J., and R. Zahradrik (2003, March). A Hand UP: How State Earned Income Tax Credits Help Working Families in Poverty in 2003, "Washington D.C. Center for Budget and Priorities".

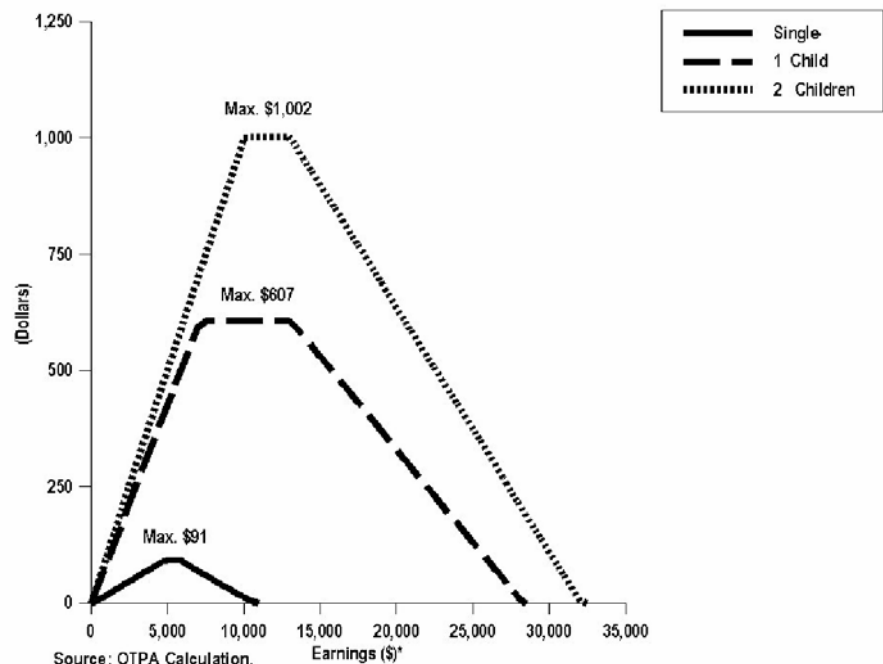


## Nature and Purpose of the EITC

Congress adopted the federal earned income tax credit as part of the Tax Reduction Act of 1975. It subsequently expanded the scope and enriched the size of the credit three times – in 1986, 1990, and 1993. In each case, both qualifying earnings and corresponding credit amounts increased significantly. Most recently, Congress enacted the Economic Growth and Tax Relief Reconciliation Act of 2001 (P.L. 107-16) which seeks to reduce any EITC marriage penalty by specifying higher earnings for the start of the phase-out and income cut-offs for married taxpayers filing jointly.

While Congress has expanded both the size and scope of the earned income tax credit, it has generally retained the credit's basic structure. It applies at a fixed rate of earned income up to a maximum amount of earnings, resulting in a maximum credit amount. When the higher of earnings or federal adjusted gross income (FAGI) exceeds the maximum earnings amount, the credit begins to phase out at a fixed rate. The EITC first functions like a negative income tax, because it is fully refundable if it exceeds tax liability.<sup>1</sup> It then becomes fixed over a narrow income range and, finally, it creates an additional marginal tax rate over the phaseout range. Figure 1 illustrates the relationship between credit amounts and earnings (or FAGI, if greater) by qualifying status.

**Figure 1: 2002 New York State Earned Income Tax Credit by Earnings.**



Source: OTPA Calculation.  
 \* Or modified FAGI (if greater).  
 Note: Credit amounts are reduced by the household credit.

---

The EITC serves several intertwined purposes within the federal tax and transfer system. First, because it is based on earned income, it acts as a type of wage subsidy. This increases the net return on work effort and thus is intended to encourage either additional work effort or higher labor force participation. Either response would mean that the credit helps make work a more attractive alternative to welfare.<sup>2</sup>

Second, Congress intended the EITC to offset all or part of the payroll (Federal Insurance Contributions Act, or FICA) tax burden faced by lower-income workers.<sup>3</sup> Because the FICA tax contains no deductions or exemptions, it can prove especially burdensome for workers with earnings in the range of those qualifying for the EITC. Over time, increases in maximum credit amounts have more than offset the increases in FICA tax rates, making the current maximum EITC substantially greater than the combined employee-employer share of FICA tax paid on the same earnings.

Finally, because it phases out as income increases, the EITC plays a general role in increasing the progressivity of the federal income tax. The EITC targets tax relief to low and moderate-income taxpayers, while its refundability feature provides cash rebates to the lowest-income workers. The New York earned income tax credit serves similar purposes as well. In addition, because New York does not impose any FICA-like payroll taxes, the New York EITC goes completely toward either reducing the personal income tax burden, or providing cash rebates. In tax year 2001, approximately 84 percent of the total earned income credit claimed was refundable to taxpayers.<sup>4</sup> This is similar to the percentage of the federal EITC which is refundable under the federal income tax.

---

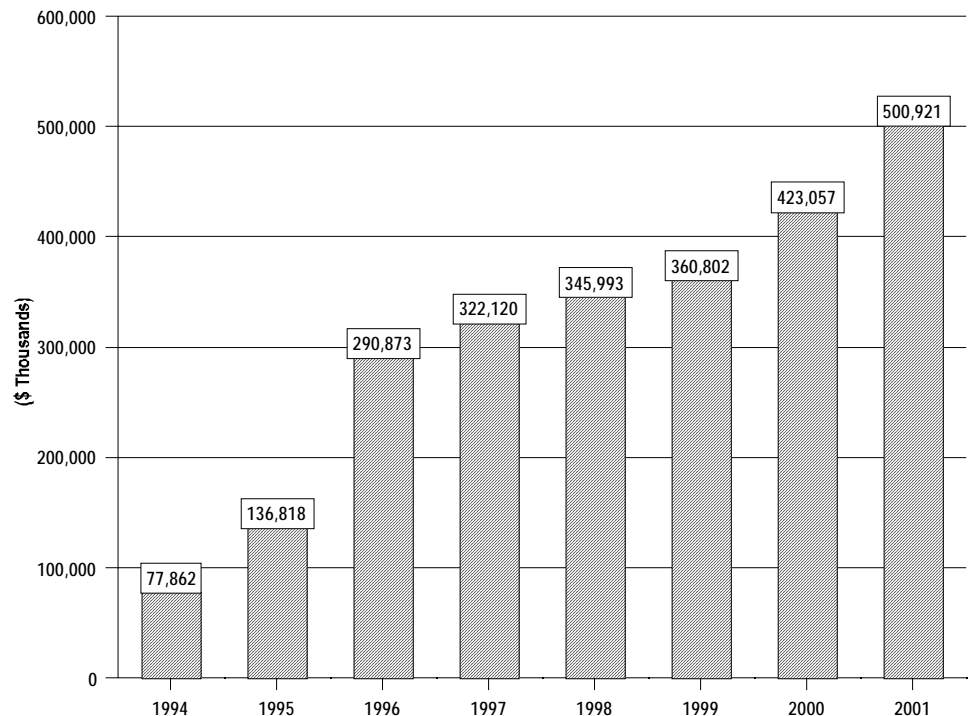
## Summary Statistics

Table 3 provides a general statistical overview of the 2001 EITC by taxpayers' place of residence. Some major statistical highlights include:

- The total earned income credit claimed increased from approximately \$423 million in 2000 to \$501 million in 2001. Figure 2 shows how the total credit claimed has increased over tax years from 1994 through 2001.
- The \$78 million (18.4 percent) increase in total credit claimed from 2000 to 2001 is due to the increase in the credit from 22.5 percent to 25.0 percent of the federal credit, regular indexation of the federal credit parameters and, potentially, labor market factors.

---

**Figure 2: Total New York State Earned Income Tax Credit Claimed – 1994-2002**



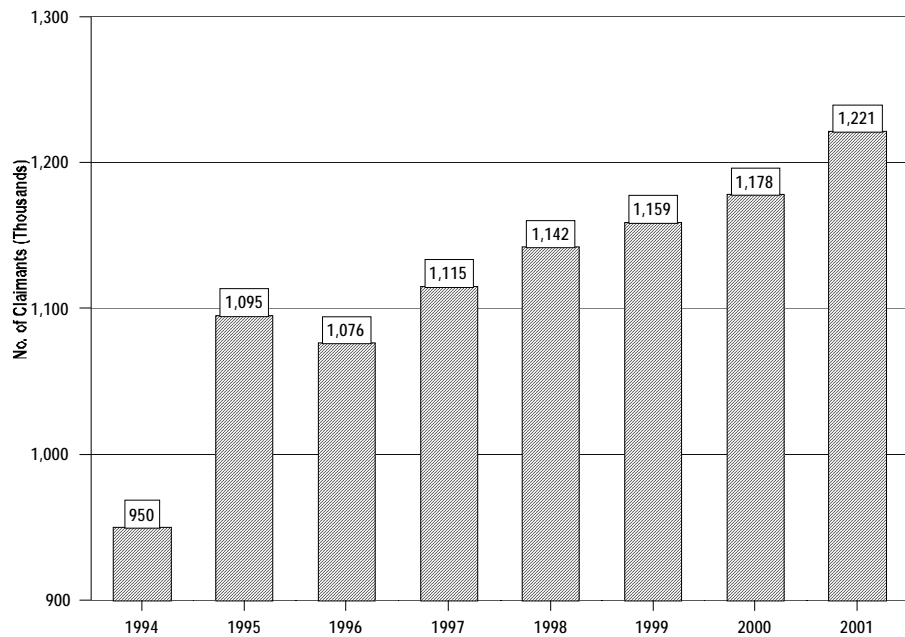
**Table 3: EITC Claims by  
Place of Residence – 2001  
Tax Year**

County	Number	Amount (\$000)	Avg. Credit	County	Number	Amount (\$000)	Avg. Credit
Albany	13,988	5,250	\$375	Orleans	2,560	1,000	390
Allegany	2,876	1,152	400	Oswego	7,557	3,023	400
Broome	11,100	4,297	387	Otsego	3,429	1,305	381
Cattaraugus	5,316	2,156	406	Putnam	1,831	592	323
Cayuga	4,581	1,818	397	Rensselaer	7,581	2,902	383
Chautauqua	8,789	3,533	402	Rockland	10,753	4,710	438
Chemung	5,628	2,217	394	St. Lawrence	6,726	2,723	405
Chenango	3,555	1,442	406	Saratoga	7,480	2,783	372
Clinton	4,219	1,664	394	Schenectady	7,794	3,098	398
Columbia	3,261	1,243	381	Schoharie	1,705	655	384
Cortland	2,832	1,105	390	Schuyler	1,149	439	382
Delaware	2,950	1,150	390	Seneca	1,893	737	389
Dutchess	9,599	3,579	373	Steuben	6,244	2,488	398
Erie	49,523	19,804	400	Suffolk	55,764	20,407	366
Essex	2,036	793	390	Sullivan	4,964	2,085	420
Franklin	3,237	1,303	402	Tioga	2,768	1,061	383
Fulton	3,748	1,439	384	Tompkins	3,477	1,224	352
Genesee	3,071	1,166	380	Ulster	8,794	3,280	373
Greene	2,461	921	374	Warren	3,710	1,442	389
Hamilton	250	79	315	Washington	3,654	1,436	393
Herkimer	3,950	1,585	401	Wayne	5,170	2,048	396
Jefferson	6,086	2,475	407	Westchester	35,283	13,665	387
Lewis	1,555	619	398	Wyoming	1,974	730	370
Livingston	2,936	1,107	377	Yates	1,459	554	379
Madison	3,604	1,363	378				
Monroe	39,712	16,021	403	Bronx	156,811	72,086	460
Montgomery	3,366	1,345	399	Kings	232,706	101,556	436
Nassau	46,179	17,036	369	Manhattan	124,398	52,111	419
Niagara	11,840	4,650	393	Queens	164,035	65,525	399
Oneida	13,699	5,458	398	Richmond	18,340	7,229	394
Onondaga	24,515	9,813	400				
Ontario	4,608	1,755	381	All Other*	10,322	1,973	191
Orange	15,590	6,716	431	Grand Total	1,220,991	\$500,921	\$410

\* Includes nonresidents and part-year residents who moved out of New York. Part-year residents who move into New York are classified by the county into which they moved.

- Approximately 1,221,000 returns claimed an earned income tax credit. This represents about 14 percent of all taxable and nontaxable returns. Figure 3 shows credit claimants since the inception of the EITC.
- Average credit amounts varied by county, ranging from a low of \$315 in Hamilton County, to a high of \$460 in Bronx County. The statewide average credit for all filers equaled \$410.
- The average credit for nonresidents, part-year residents, and unclassified claimants was less than half the average for residents.

**Figure 3: Total New York State Earned Income Tax Credit Claimants – 1994-2002**



As shown on Table 1, EITC eligibility and amounts vary by family size. Workers with children can earn considerably more income before the credit phases out. They also qualify for considerably higher credit rates. Table 4 below summarizes credit usage by family size for all taxpayers.

**Table 4: EITC Claims by Number of Qualifying Children – 2001**

Family Size	Number of Claimants		Credit Amount		Avg. Credit (\$)
	Number	% of Total	Number	% of Total	
No Children	223,240	18.3%	13,032	2.6%	58
One Child	499,009	40.9%	191,108	38.2%	383
Two or More Childrer	498,742	40.8%	296,780	59.2%	595
Total	1,220,991	100.0%	500,921	100.0%	410

### Statistical Tables Accompanying This Report

The statistical tables in this report provide information on the number of EITC claims, and their total and average dollar amounts. The information is displayed alphabetically by county. It is followed by summary data for New York City and its counties. The last section presents aggregate statistics for full-year nonresidents, part-year residents moving out of New York and data for filers with missing addresses.

Within each county, EITC usage is shown by \$4,000 ranges of earned income, and by number of qualifying children. As used here, earned income includes wages, salaries and tips; business income or loss; and certain other taxable and nontaxable income. EITC usage is shown by three filing statuses – single, married filing joint, and head of household. Qualifying widows(ers) are included in the married filing joint category, and married taxpayers filing separate returns are included in the head of household category. Disclosure limitations did not allow for displaying these two filing statuses separately. The average credit value displayed in the total column includes in its computation values of less than \$500.

The information in the following tables comes from IT-215 forms filed through December 2002. It includes claims for EITC that passed the Department’s two-stage verification procedure, and therefore were credited or paid to taxpayers. Taxpayers who did not file returns through December 2002 may file a claim for EITC for the 2001 tax year until April 15, 2005.

Taxpayers must file both a regular income tax return and form IT-215 to claim the EITC. This procedure differs from that for claiming the real property tax circuit breaker credit. Taxpayers may claim that credit

---

using a “stand alone” form IT-214, without having to file a regular tax return. Appendix B contains a copy of form IT-215 and instructions.

---

---

## Endnotes

1. Currently, about 86 percent of the federal EITC constitutes cash rebates to persons filing tax returns, but not owing tax. For New York taxpayers, approximately 82 percent of the federal EITC constitutes cash rebates.
2. However, the way in which the credit phases out significantly increases the marginal tax rate on workers in the phaseout range, thereby potentially reducing their incentive to earn additional wages.
3. For elaboration on the tax policy objectives of the earned income credit, see Joseph Pechman, *Federal Tax Policy*, Fifth Edition, (Washington, D.C., The Brookings Institution, 1987). For a comparison and analysis of state programs, see Center on Budget and Policy Priorities, *A Hand Up: How State Earned Income Tax Credits Help Working Families Escape Poverty in 2003*, (March 3, 2003).
4. This percentage is based on a simulation of taxpayer liability that does not take into account taxpayer prepayments.





# Albany County

Filing Status	Earned Income	Number of Qualifying Children									Total		
		None			One			More than One			#	Credits (000's)	Avg. Credit
		#	Credits (000's)	Avg. Credit	#	Credits (000's)	Avg. Credit	#	Credits (000's)	Avg. Credit			
<b>Single</b>													
	\$0 - \$4,000	930	\$39	\$42	196	\$37	\$188	141	\$31	\$218	1,267	\$107	\$84
	4,001 - 8,000	1,232	92	75	161	74	462	118	67	568	1,511	234	155
	8,001 - 12,000	192	4	19	79	45	573	46	41	892	317	90	284
	12,001 - 16,000	0	0	0	47	23	491	20	17	843	67	40	596
	16,001 - 20,000	0	0	0	42	14	345	16	11	699	58	26	442
	20,001 - 24,000	0	0	0	21	4	200	8	4	503	29	8	284
	24,001 - 28,000	0	0	0	25	2	61	D/	1	D/	D/	2	D/
	28,001 and Over	0	0	0	0	0	0	D/	A/	D/	D/	A/	D/
	<b>TOTALS</b>	<b>2,354</b>	<b>\$135</b>	<b>\$57</b>	<b>571</b>	<b>\$200</b>	<b>\$350</b>	<b>353</b>	<b>\$172</b>	<b>\$486</b>	<b>3,278</b>	<b>\$507</b>	<b>\$155</b>
<b>Married Filing Joint</b>													
	\$0 - \$4,000	48	\$2	\$39	43	\$7	\$174	37	\$7	\$199	128	\$17	\$130
	4,001 - 8,000	49	3	71	60	29	476	83	49	586	192	81	421
	8,001 - 12,000	44	1	26	67	37	545	155	141	910	266	179	672
	12,001 - 16,000	0	0	0	86	39	452	149	127	849	235	165	704
	16,001 - 20,000	0	0	0	90	27	302	179	107	596	269	134	497
	20,001 - 24,000	0	0	0	111	17	156	239	98	412	350	116	330
	24,001 - 28,000	0	0	0	83	4	48	D/	53	D/	D/	57	D/
	28,001 and Over	0	0	0	0	0	0	D/	13	D/	D/	13	D/
	<b>TOTALS</b>	<b>141</b>	<b>\$7</b>	<b>\$46</b>	<b>540</b>	<b>\$160</b>	<b>\$296</b>	<b>1,255</b>	<b>\$595</b>	<b>\$474</b>	<b>1,936</b>	<b>\$762</b>	<b>\$393</b>
<b>Head of Household*</b>													
	\$0 - \$4,000	27	\$1	\$43	328	\$67	\$205	272	\$67	\$245	627	\$135	\$216
	4,001 - 8,000	35	3	72	648	325	502	479	289	603	1,162	616	530
	8,001 - 12,000	25	1	20	668	392	586	692	648	936	1,385	1,040	751
	12,001 - 16,000	0	0	0	707	341	482	641	557	869	1,348	898	666
	16,001 - 20,000	0	0	0	803	255	318	652	414	635	1,455	669	460
	20,001 - 24,000	0	0	0	792	142	179	680	300	441	1,472	442	300
	24,001 - 28,000	0	0	0	513	28	54	499	127	254	1,012	154	152
	28,001 and Over	0	0	0	0	0	0	313	27	86	313	27	86
	<b>TOTALS</b>	<b>87</b>	<b>\$4</b>	<b>\$48</b>	<b>4,459</b>	<b>\$1,550</b>	<b>\$348</b>	<b>4,228</b>	<b>\$2,428</b>	<b>\$574</b>	<b>8,774</b>	<b>\$3,982</b>	<b>\$454</b>
<b>All</b>													
	\$0 - \$4,000	1,005	\$42	\$42	567	\$112	\$197	450	\$105	\$233	2,022	\$259	\$128
	4,001 - 8,000	1,316	98	75	869	428	493	680	405	595	2,865	931	325
	8,001 - 12,000	261	5	20	814	473	582	893	830	930	1,968	1,309	665
	12,001 - 16,000	0	0	0	840	403	480	810	700	865	1,650	1,103	669
	16,001 - 20,000	0	0	0	935	297	317	847	532	628	1,782	829	465
	20,001 - 24,000	0	0	0	924	163	177	927	402	434	1,851	565	305
	24,001 - 28,000	0	0	0	621	33	54	735	180	245	1,356	214	157
	28,001 and Over	0	0	0	0	0	0	494	40	82	494	40	82
	<b>TOTALS</b>	<b>2,582</b>	<b>\$146</b>	<b>\$57</b>	<b>5,570</b>	<b>\$1,910</b>	<b>\$343</b>	<b>5,836</b>	<b>\$3,194</b>	<b>\$547</b>	<b>13,988</b>	<b>\$5,250</b>	<b>\$375</b>

\* Includes Married Filing Separate status.

A/ Amount is less than \$500.

D/ Tax Law prohibits the disclosure of individual taxpayer information.

# Allegany County

Filing Status	Earned Income	Number of Qualifying Children									Total		
		None			One			More than One			#	Credits (000's)	Avg. Credit
		#	Credits (000's)	Avg. Credit	#	Credits (000's)	Avg. Credit	#	Credits (000's)	Avg. Credit			
<b>Single</b>													
	\$0 - \$4,000	172	\$6	\$37	34	\$8	\$221	28	\$7	\$252	234	\$21	\$89
	4,001 - 8,000	167	13	76	34	17	496	22	12	552	223	42	187
	8,001 - 12,000	29	1	20	18	10	571	18	16	900	65	27	416
	12,001 - 16,000	0	0	0	11	5	487	8	7	926	19	13	672
	16,001 - 20,000	0	0	0	7	3	388	7	5	647	14	7	518
	20,001 - 24,000	0	0	0	D/	1	D/	D/	2	D/	9	3	298
	24,001 - 28,000	0	0	0	D/	A/	D/	D/	1	D/	D/	1	D/
	28,001 and Over	0	0	0	D/	A/	D/	0	0	0	D/	A/	D/
	<b>TOTALS</b>	<b>368</b>	<b>\$20</b>	<b>\$53</b>	<b>\$112</b>	<b>\$44</b>	<b>\$392</b>	<b>88</b>	<b>\$49</b>	<b>\$562</b>	<b>568</b>	<b>\$113</b>	<b>\$199</b>
<b>Married Filing Joint</b>													
	\$0 - \$4,000	30	\$1	\$37	22	\$4	\$184	27	\$6	\$219	79	\$11	\$140
	4,001 - 8,000	38	3	74	32	15	477	36	22	601	106	40	375
	8,001 - 12,000	19	A/	26	47	26	558	91	80	884	157	107	683
	12,001 - 16,000	0	0	0	56	26	461	98	86	876	154	112	725
	16,001 - 20,000	0	0	0	43	11	266	112	68	607	155	79	512
	20,001 - 24,000	0	0	0	D/	8	D/	D/	53	D/	185	62	333
	24,001 - 28,000	0	0	0	D/	2	D/	D/	29	D/	164	31	189
	28,001 and Over	0	0	0	0	0	0	111	8	75	111	8	75
	<b>TOTALS</b>	<b>87</b>	<b>\$4</b>	<b>\$51</b>	<b>287</b>	<b>\$93</b>	<b>\$324</b>	<b>737</b>	<b>\$352</b>	<b>\$478</b>	<b>1,111</b>	<b>\$450</b>	<b>\$405</b>
<b>Head of Household*</b>													
	\$0 - \$4,000	3	A/	\$66	49	\$10	\$211	48	\$12	\$240	100	\$22	\$221
	4,001 - 8,000	4	A/	47	77	39	503	80	48	601	161	87	540
	8,001 - 12,000	5	A/	21	105	60	568	121	112	922	231	171	742
	12,001 - 16,000	0	0	0	119	58	486	126	107	846	245	164	671
	16,001 - 20,000	0	0	0	117	36	306	85	53	621	202	89	439
	20,001 - 24,000	0	0	0	76	13	171	58	26	441	134	39	288
	24,001 - 28,000	0	0	0	55	3	49	43	12	267	98	14	145
	28,001 and Over	0	0	0	0	0	0	26	2	96	26	2	96
	<b>TOTALS</b>	<b>12</b>	<b>A/</b>	<b>\$41</b>	<b>598</b>	<b>\$218</b>	<b>\$365</b>	<b>587</b>	<b>\$370</b>	<b>\$631</b>	<b>1,197</b>	<b>\$589</b>	<b>\$492</b>
<b>All</b>													
	\$0 - \$4,000	205	\$8	\$37	105	\$22	\$209	103	\$24	\$238	413	\$54	\$131
	4,001 - 8,000	209	16	75	143	71	495	138	82	593	490	168	344
	8,001 - 12,000	53	1	22	170	96	566	230	208	905	453	306	674
	12,001 - 16,000	0	0	0	186	89	479	232	200	862	418	289	691
	16,001 - 20,000	0	0	0	167	50	299	204	125	614	371	175	473
	20,001 - 24,000	0	0	0	131	22	170	197	80	409	328	103	313
	24,001 - 28,000	0	0	0	D/	5	D/	171	41	240	D/	46	D/
	28,001 and Over	0	0	0	D/	A/	D/	137	11	79	D/	11	D/
	<b>TOTALS</b>	<b>467</b>	<b>\$24</b>	<b>\$52</b>	<b>997</b>	<b>\$355</b>	<b>\$356</b>	<b>1,412</b>	<b>\$772</b>	<b>\$547</b>	<b>2,876</b>	<b>\$1,152</b>	<b>\$400</b>

\* Includes Married Filing Separate status.

A/ Amount is less than \$500.

D/ Tax Law prohibits the disclosure of individual taxpayer information.

# Broome County

Filing Status	Earned Income	Number of Qualifying Children									Total		
		None			One			More than One			#	Credits (000's)	Avg. Credit
		#	Credits (000's)	Avg. Credit	#	Credits (000's)	Avg. Credit	#	Credits (000's)	Avg. Credit			
<b>Single</b>													
	\$0 - \$4,000	695	\$29	\$41	102	\$19	\$188	65	\$15	\$224	862	\$63	\$73
	4,001 - 8,000	928	69	75	113	55	487	69	42	609	1,110	166	150
	8,001 - 12,000	138	3	20	73	41	555	42	37	887	253	81	318
	12,001 - 16,000	0	0	0	69	35	507	36	33	908	105	68	645
	16,001 - 20,000	0	0	0	57	20	359	17	12	713	74	33	440
	20,001 - 24,000	0	0	0	38	8	211	7	3	456	45	11	249
	24,001 - 28,000	0	0	0	17	1	62	6	2	280	23	3	119
	28,001 and Over	0	0	0	0	0	0	5	1	114	5	1	114
	<b>TOTALS</b>	<b>1,761</b>	<b>\$101</b>	<b>\$57</b>	<b>469</b>	<b>\$179</b>	<b>\$382</b>	<b>247</b>	<b>\$144</b>	<b>\$583</b>	<b>2,477</b>	<b>\$424</b>	<b>\$171</b>
<b>Married Filing Joint</b>													
	\$0 - \$4,000	74	\$3	\$37	38	\$7	\$192	58	\$13	\$222	170	\$23	\$135
	4,001 - 8,000	77	5	65	60	31	512	125	74	588	262	109	417
	8,001 - 12,000	46	1	24	94	51	546	185	168	907	325	220	678
	12,001 - 16,000	0	0	0	121	62	509	246	210	855	367	272	741
	16,001 - 20,000	0	0	0	169	50	295	297	177	596	466	227	487
	20,001 - 24,000	0	0	0	153	25	164	313	124	395	466	149	319
	24,001 - 28,000	0	0	0	114	6	54	363	82	227	477	89	186
	28,001 and Over	0	0	0	0	0	0	250	20	78	250	20	78
	<b>TOTALS</b>	<b>197</b>	<b>\$9</b>	<b>\$45</b>	<b>749</b>	<b>\$232</b>	<b>\$310</b>	<b>1,837</b>	<b>\$867</b>	<b>\$472</b>	<b>2,783</b>	<b>\$1,108</b>	<b>\$398</b>
<b>Head of Household*</b>													
	\$0 - \$4,000	14	\$1	\$36	234	\$48	\$205	211	\$52	\$246	459	\$100	\$219
	4,001 - 8,000	28	2	75	429	216	505	343	207	602	800	425	531
	8,001 - 12,000	17	A/	25	528	307	582	488	457	937	1,033	765	740
	12,001 - 16,000	0	0	0	569	265	466	483	416	861	1,052	681	648
	16,001 - 20,000	0	0	0	567	181	320	421	263	626	988	445	450
	20,001 - 24,000	0	0	0	474	84	177	391	172	440	865	256	296
	24,001 - 28,000	0	0	0	249	14	57	256	66	258	505	80	159
	28,001 and Over	0	0	0	0	0	0	138	13	92	138	13	92
	<b>TOTALS</b>	<b>59</b>	<b>\$3</b>	<b>\$51</b>	<b>3,050</b>	<b>\$1,116</b>	<b>\$366</b>	<b>2,731</b>	<b>\$1,646</b>	<b>\$603</b>	<b>5,840</b>	<b>\$2,765</b>	<b>\$473</b>
<b>All</b>													
	\$0 - \$4,000	783	\$32	\$41	374	\$74	\$199	334	\$79	\$237	1,491	\$186	\$125
	4,001 - 8,000	1,033	76	74	602	302	502	537	322	600	2,172	701	323
	8,001 - 12,000	201	4	21	695	399	574	715	662	926	1,611	1,066	661
	12,001 - 16,000	0	0	0	759	362	477	765	659	862	1,524	1,021	670
	16,001 - 20,000	0	0	0	793	252	317	735	453	616	1,528	704	461
	20,001 - 24,000	0	0	0	665	117	176	711	299	420	1,376	416	302
	24,001 - 28,000	0	0	0	380	22	57	625	150	240	1,005	172	171
	28,001 and Over	0	0	0	0	0	0	393	33	83	393	33	83
	<b>TOTALS</b>	<b>2,017</b>	<b>\$113</b>	<b>\$56</b>	<b>4,268</b>	<b>\$1,528</b>	<b>\$358</b>	<b>4,815</b>	<b>\$2,657</b>	<b>\$552</b>	<b>11,100</b>	<b>\$4,297</b>	<b>\$387</b>

\* Includes Married Filing Separate status.

A/ Amount is less than \$500.

# Cattaraugus County

Filing Status	Earned Income	Number of Qualifying Children									Total			
		None			One			More than One			#	Credits (000's)	Avg. Credit	
		#	Credits (000's)	Avg. Credit	#	Credits (000's)	Avg. Credit	#	Credits (000's)	Avg. Credit				
<b>Single</b>														
	\$0 - \$4,000	254	\$11	\$42	51	\$10	\$192	35	\$9	\$250	340	\$29	\$85	
	4,001 - 8,000	350	26	73	76	38	496	36	21	571	462	84	181	
	8,001 - 12,000	51	1	18	42	24	574	28	25	898	121	50	414	
	12,001 - 16,000	0	0	0	27	15	541	8	7	902	35	22	624	
	16,001 - 20,000	0	0	0	13	4	328	8	5	686	21	10	465	
	20,001 - 24,000	0	0	0	D/	2	D/	D/	3	D/	18	5	285	
	24,001 - 28,000	0	0	0	D/	A/	D/	D/	A/	D/	7	1	118	
	28,001 and Over	0	0	0	0	0	0	0	0	0	0	0	0	
	<b>TOTALS</b>	<b>655</b>	<b>\$37</b>	<b>\$57</b>	<b>227</b>	<b>\$93</b>	<b>\$411</b>	<b>122</b>	<b>\$70</b>	<b>\$576</b>	<b>1,004</b>	<b>\$201</b>	<b>\$200</b>	
<b>Married Filing Joint</b>														
	\$0 - \$4,000	49	\$2	\$39	23	\$4	\$194	40	\$9	\$218	112	\$15	\$135	
	4,001 - 8,000	56	4	64	40	20	491	56	34	606	152	57	376	
	8,001 - 12,000	31	1	22	75	42	553	119	106	893	225	149	660	
	12,001 - 16,000	0	0	0	85	41	482	167	141	847	252	182	724	
	16,001 - 20,000	0	0	0	83	24	294	177	102	579	260	127	488	
	20,001 - 24,000	0	0	0	D/	13	D/	D/	76	D/	275	89	324	
	24,001 - 28,000	0	0	0	D/	3	D/	D/	50	D/	269	53	196	
	28,001 and Over	0	0	0	0	0	0	145	13	87	145	13	87	
	<b>TOTALS</b>	<b>136</b>	<b>\$6</b>	<b>\$45</b>	<b>441</b>	<b>\$147</b>	<b>\$333</b>	<b>1,113</b>	<b>\$531</b>	<b>\$477</b>	<b>1,690</b>	<b>\$684</b>	<b>\$405</b>	
<b>Head of Household*</b>														
	\$0 - \$4,000	9	A/	\$38	92	\$17	\$182	85	\$21	\$251	186	\$38	\$206	
	4,001 - 8,000	10	1	50	216	110	508	163	97	595	389	207	533	
	8,001 - 12,000	9	A/	21	244	142	582	238	219	920	491	361	735	
	12,001 - 16,000	0	0	0	270	130	480	222	191	859	492	320	651	
	16,001 - 20,000	0	0	0	267	84	316	201	126	626	468	210	449	
	20,001 - 24,000	0	0	0	183	32	178	143	62	436	326	95	291	
	24,001 - 28,000	0	0	0	101	6	57	104	26	254	205	32	157	
	28,001 and Over	0	0	0	0	0	0	65	6	99	65	6	99	
	<b>TOTALS</b>	<b>28</b>	<b>\$1</b>	<b>\$37</b>	<b>1,373</b>	<b>\$521</b>	<b>\$379</b>	<b>1,221</b>	<b>\$749</b>	<b>\$613</b>	<b>2,622</b>	<b>\$1,271</b>	<b>\$485</b>	
<b>All</b>														
	\$0 - \$4,000	312	\$13	\$41	166	\$31	\$187	160	\$39	\$242	638	\$83	\$129	
	4,001 - 8,000	416	30	71	332	167	503	255	151	594	1,003	348	347	
	8,001 - 12,000	91	2	20	361	208	575	385	350	910	837	560	669	
	12,001 - 16,000	0	0	0	382	185	484	397	339	855	779	525	673	
	16,001 - 20,000	0	0	0	363	113	311	386	234	605	749	347	463	
	20,001 - 24,000	0	0	0	279	48	173	340	141	414	619	189	305	
	24,001 - 28,000	0	0	0	158	9	57	323	77	238	481	86	179	
	28,001 and Over	0	0	0	0	0	0	210	19	91	210	19	91	
	<b>TOTALS</b>	<b>819</b>	<b>\$44</b>	<b>\$54</b>	<b>2,041</b>	<b>\$761</b>	<b>\$373</b>	<b>2,456</b>	<b>\$1,350</b>	<b>\$550</b>	<b>5,316</b>	<b>\$2,156</b>	<b>\$406</b>	

\* Includes Married Filing Separate status.

A/ Amount is less than \$500.

D/ Tax Law prohibits the disclosure of individual taxpayer information.

# Cayuga County

Filing Status	Earned Income	Number of Qualifying Children									Total			
		None			One			More than One			#	Credits (000's)	Avg. Credit	
		#	Credits (000's)	Avg. Credit	#	Credits (000's)	Avg. Credit	#	Credits (000's)	Avg. Credit				
<b>Single</b>														
	\$0 - \$4,000	259	\$11	\$42	29	\$6	\$220	14	\$3	\$222	302	\$20	\$67	
	4,001 - 8,000	350	27	77	33	16	500	13	8	595	396	51	129	
	8,001 - 12,000	55	1	19	29	17	574	19	18	941	103	36	345	
	12,001 - 16,000	0	0	0	24	12	501	15	13	881	39	25	647	
	16,001 - 20,000	0	0	0	D/	7	D/	D/	1	D/	21	8	383	
	20,001 - 24,000	0	0	0	D/	3	D/	D/	A/	D/	15	4	253	
	24,001 - 28,000	0	0	0	D/	A/	D/	D/	1	D/	10	1	106	
	28,001 and Over	0	0	0	0	0	0	0	0	0	0	0	0	
	<b>TOTALS</b>	<b>664</b>	<b>\$39</b>	<b>\$58</b>	<b>156</b>	<b>\$62</b>	<b>\$399</b>	<b>66</b>	<b>\$44</b>	<b>\$669</b>	<b>886</b>	<b>\$145</b>	<b>\$164</b>	
<b>Married Filing Joint</b>														
	\$0 - \$4,000	20	\$1	\$38	15	\$3	\$188	35	\$8	\$241	70	\$12	\$171	
	4,001 - 8,000	30	2	71	36	18	489	54	34	624	120	53	445	
	8,001 - 12,000	14	A/	25	38	21	565	85	77	902	137	99	719	
	12,001 - 16,000	0	0	0	41	20	484	114	97	848	155	117	752	
	16,001 - 20,000	0	0	0	D/	17	D/	D/	74	D/	181	91	503	
	20,001 - 24,000	0	0	0	D/	9	D/	D/	51	D/	179	60	336	
	24,001 - 28,000	0	0	0	D/	2	D/	D/	31	D/	186	33	180	
	28,001 and Over	0	0	0	0	0	0	131	10	76	131	10	76	
	<b>TOTALS</b>	<b>64</b>	<b>\$3</b>	<b>\$51</b>	<b>292</b>	<b>\$90</b>	<b>\$307</b>	<b>803</b>	<b>\$382</b>	<b>\$476</b>	<b>1,159</b>	<b>\$475</b>	<b>\$410</b>	
<b>Head of Household*</b>														
	\$0 - \$4,000	11	A/	\$42	109	\$20	\$187	108	\$25	\$227	228	\$45	\$199	
	4,001 - 8,000	4	A/	73	203	103	508	154	95	619	361	199	551	
	8,001 - 12,000	9	A/	20	206	121	586	226	210	930	441	331	751	
	12,001 - 16,000	0	0	0	229	107	469	206	178	866	435	286	657	
	16,001 - 20,000	0	0	0	240	75	314	182	114	629	422	190	449	
	20,001 - 24,000	0	0	0	193	35	183	163	71	439	356	107	300	
	24,001 - 28,000	0	0	0	120	7	59	106	28	263	226	35	155	
	28,001 and Over	0	0	0	0	0	0	67	6	84	67	6	84	
	<b>TOTALS</b>	<b>24</b>	<b>\$1</b>	<b>\$39</b>	<b>1,300</b>	<b>\$469</b>	<b>\$361</b>	<b>1,212</b>	<b>\$728</b>	<b>\$601</b>	<b>2,536</b>	<b>\$1,198</b>	<b>\$472</b>	
<b>All</b>														
	\$0 - \$4,000	290	\$12	\$42	153	\$30	\$194	157	\$36	\$230	600	\$78	\$130	
	4,001 - 8,000	384	29	76	272	137	505	221	137	619	877	303	346	
	8,001 - 12,000	78	2	20	273	159	582	330	305	923	681	465	683	
	12,001 - 16,000	0	0	0	294	139	474	335	288	860	629	427	680	
	16,001 - 20,000	0	0	0	319	99	312	305	189	620	624	289	463	
	20,001 - 24,000	0	0	0	263	47	180	287	123	430	550	171	310	
	24,001 - 28,000	0	0	0	174	10	55	248	60	242	422	70	165	
	28,001 and Over	0	0	0	0	0	0	198	16	79	198	16	79	
	<b>TOTALS</b>	<b>752</b>	<b>\$43</b>	<b>\$57</b>	<b>1,748</b>	<b>\$621</b>	<b>\$355</b>	<b>2,081</b>	<b>\$1,154</b>	<b>\$555</b>	<b>4,581</b>	<b>\$1,818</b>	<b>\$397</b>	

\* Includes Married Filing Separate status.

A/ Amount is less than \$500.

D/ Tax Law prohibits the disclosure of individual taxpayer information.

# Chautauqua County

Filing Status	Earned Income	Number of Qualifying Children									Total		
		None			One			More than One			#	Credits (000's)	Avg. Credit
		#	Credits (000's)	Avg. Credit	#	Credits (000's)	Avg. Credit	#	Credits (000's)	Avg. Credit			
<b>Single</b>													
	\$0 - \$4,000	534	\$21	\$40	56	\$10	\$187	45	\$9	\$210	635	\$41	\$65
	4,001 - 8,000	610	46	76	83	40	480	58	34	581	751	120	159
	8,001 - 12,000	88	2	20	47	25	532	24	21	882	159	48	301
	12,001 - 16,000	0	0	0	31	16	507	20	18	880	51	33	653
	16,001 - 20,000	0	0	0	27	10	353	13	9	660	40	18	452
	20,001 - 24,000	0	0	0	12	3	211	3	1	466	15	4	262
	24,001 - 28,000	0	0	0	D/	1	D/	D/	A/	D/	9	1	105
	28,001 and Over	0	0	0	D/	A/	D/	D/	A/	D/	3	A/	99
	<b>TOTALS</b>	<b>1,232</b>	<b>\$69</b>	<b>\$56</b>	<b>265</b>	<b>\$104</b>	<b>\$391</b>	<b>166</b>	<b>\$93</b>	<b>\$558</b>	<b>1,663</b>	<b>\$265</b>	<b>\$160</b>
<b>Married Filing Joint</b>													
	\$0 - \$4,000	65	\$3	\$40	31	\$6	\$181	44	\$12	\$262	140	\$20	\$141
	4,001 - 8,000	86	6	67	69	35	501	104	61	587	259	101	391
	8,001 - 12,000	32	1	23	108	59	549	204	183	898	344	243	707
	12,001 - 16,000	0	0	0	111	55	492	211	173	818	322	227	705
	16,001 - 20,000	0	0	0	132	38	285	270	157	580	402	194	483
	20,001 - 24,000	0	0	0	153	24	154	331	130	394	484	154	318
	24,001 - 28,000	0	0	0	D/	4	D/	D/	72	D/	398	76	191
	28,001 and Over	0	0	0	D/	A/	D/	D/	19	D/	218	19	87
	<b>TOTALS</b>	<b>183</b>	<b>\$9</b>	<b>\$50</b>	<b>687</b>	<b>\$219</b>	<b>\$319</b>	<b>1,697</b>	<b>\$806</b>	<b>\$475</b>	<b>2,567</b>	<b>\$1,034</b>	<b>\$403</b>
<b>Head of Household*</b>													
	\$0 - \$4,000	14	\$1	\$49	220	\$44	\$198	195	\$45	\$232	429	\$90	\$209
	4,001 - 8,000	24	2	73	353	178	503	322	194	602	699	373	534
	8,001 - 12,000	11	A/	30	437	255	583	434	403	928	882	658	746
	12,001 - 16,000	0	0	0	492	231	470	377	324	859	869	555	639
	16,001 - 20,000	0	0	0	377	122	323	356	223	627	733	345	470
	20,001 - 24,000	0	0	0	284	50	176	246	106	429	530	156	294
	24,001 - 28,000	0	0	0	177	10	54	162	39	242	339	49	144
	28,001 and Over	0	0	0	0	0	0	78	8	96	78	8	96
	<b>TOTALS</b>	<b>49</b>	<b>\$3</b>	<b>\$56</b>	<b>2,340</b>	<b>\$889</b>	<b>\$380</b>	<b>2,170</b>	<b>\$1,341</b>	<b>\$618</b>	<b>4,559</b>	<b>\$2,233</b>	<b>\$490</b>
<b>All</b>													
	\$0 - \$4,000	613	\$25	\$40	307	\$60	\$194	284	\$66	\$233	1,204	\$151	\$125
	4,001 - 8,000	720	54	74	505	252	499	484	289	596	1,709	594	348
	8,001 - 12,000	131	3	21	592	339	573	662	607	917	1,385	949	685
	12,001 - 16,000	0	0	0	634	302	476	608	514	846	1,242	816	657
	16,001 - 20,000	0	0	0	536	169	315	639	388	608	1,175	557	474
	20,001 - 24,000	0	0	0	449	76	169	580	237	409	1,029	313	305
	24,001 - 28,000	0	0	0	D/	14	D/	D/	112	D/	746	126	169
	28,001 and Over	0	0	0	D/	A/	D/	D/	27	D/	299	27	89
	<b>TOTALS</b>	<b>1,464</b>	<b>\$81</b>	<b>\$55</b>	<b>3,292</b>	<b>\$1,212</b>	<b>\$368</b>	<b>4,033</b>	<b>\$2,240</b>	<b>\$555</b>	<b>8,789</b>	<b>\$3,533</b>	<b>\$402</b>

\* Includes Married Filing Separate status.

A/ Amount is less than \$500.

D/ Tax Law prohibits the disclosure of individual taxpayer information.

# Chemung County

Filing Status	Earned Income	Number of Qualifying Children									Total		
		None			One			More than One			#	Credits (000's)	Avg. Credit
		#	Credits (000's)	Avg. Credit	#	Credits (000's)	Avg. Credit	#	Credits (000's)	Avg. Credit			
<b>Single</b>													
	\$0 - \$4,000	329	\$14	\$41	83	\$16	\$197	78	\$18	\$224	490	\$47	\$97
	4,001 - 8,000	454	34	74	105	50	473	60	35	587	619	119	192
	8,001 - 12,000	58	1	18	59	33	553	39	36	922	156	70	446
	12,001 - 16,000	0	0	0	24	12	486	10	9	920	34	21	614
	16,001 - 20,000	0	0	0	14	5	371	10	7	685	24	12	502
	20,001 - 24,000	0	0	0	11	2	210	13	7	510	24	9	372
	24,001 - 28,000	0	0	0	8	1	77	D/	1	D/	D/	2	D/
	28,001 and Over	0	0	0	0	0	0	D/	A/	D/	D/	A/	D/
	<b>TOTALS</b>	<b>841</b>	<b>\$48</b>	<b>\$57</b>	<b>304</b>	<b>\$118</b>	<b>\$390</b>	<b>214</b>	<b>\$112</b>	<b>\$525</b>	<b>1,359</b>	<b>\$279</b>	<b>\$205</b>
<b>Married Filing Joint</b>													
	\$0 - \$4,000	45	\$2	\$35	28	\$6	\$204	29	\$7	\$252	102	\$15	\$143
	4,001 - 8,000	52	4	68	40	20	491	62	38	610	154	61	396
	8,001 - 12,000	26	1	27	58	32	557	111	100	904	195	133	684
	12,001 - 16,000	0	0	0	63	29	465	100	82	818	163	111	682
	16,001 - 20,000	0	0	0	83	23	272	135	80	592	218	103	471
	20,001 - 24,000	0	0	0	70	11	157	137	51	371	207	62	299
	24,001 - 28,000	0	0	0	50	3	56	D/	30	D/	D/	33	D/
	28,001 and Over	0	0	0	0	0	0	D/	10	D/	D/	10	D/
	<b>TOTALS</b>	<b>123</b>	<b>\$6</b>	<b>\$47</b>	<b>392</b>	<b>\$123</b>	<b>\$315</b>	<b>815</b>	<b>\$398</b>	<b>\$488</b>	<b>1,330</b>	<b>\$527</b>	<b>\$396</b>
<b>Head of Household*</b>													
	\$0 - \$4,000	8	A/	\$41	98	\$20	\$200	82	\$18	\$224	188	\$38	\$204
	4,001 - 8,000	13	1	61	230	117	508	193	119	616	436	236	542
	8,001 - 12,000	11	A/	23	277	159	575	237	219	925	525	379	721
	12,001 - 16,000	0	0	0	338	156	462	247	217	878	585	373	637
	16,001 - 20,000	0	0	0	305	96	314	242	151	625	547	247	452
	20,001 - 24,000	0	0	0	205	36	173	137	60	438	342	95	279
	24,001 - 28,000	0	0	0	139	8	57	110	28	253	249	36	143
	28,001 and Over	0	0	0	0	0	0	67	6	93	67	6	93
	<b>TOTALS</b>	<b>32</b>	<b>\$1</b>	<b>\$43</b>	<b>1,592</b>	<b>\$591</b>	<b>\$371</b>	<b>1,315</b>	<b>\$819</b>	<b>\$622</b>	<b>2,939</b>	<b>\$1,411</b>	<b>\$480</b>
<b>All</b>													
	\$0 - \$4,000	382	\$15	\$40	209	\$42	\$199	189	\$43	\$228	780	\$100	\$129
	4,001 - 8,000	519	38	73	375	186	496	315	192	609	1,209	416	344
	8,001 - 12,000	95	2	21	394	224	569	387	356	919	876	582	664
	12,001 - 16,000	0	0	0	425	197	464	357	308	862	782	505	646
	16,001 - 20,000	0	0	0	402	124	308	387	238	615	789	362	458
	20,001 - 24,000	0	0	0	286	49	171	287	117	409	573	166	290
	24,001 - 28,000	0	0	0	197	11	57	246	59	239	443	70	158
	28,001 and Over	0	0	0	0	0	0	176	16	91	176	16	91
	<b>TOTALS</b>	<b>996</b>	<b>\$55</b>	<b>\$56</b>	<b>2,288</b>	<b>\$833</b>	<b>\$364</b>	<b>2,344</b>	<b>\$1,329</b>	<b>\$567</b>	<b>5,628</b>	<b>\$2,217</b>	<b>\$394</b>

\* Includes Married Filing Separate status.

A/ Amount is less than \$500.

D/ Tax Law prohibits the disclosure of individual taxpayer information.



# Chenango County

Filing Status	Earned Income	Number of Qualifying Children									Total			
		None			One			More than One			#	Credits (000's)	Avg. Credit	
		#	Credits (000's)	Avg. Credit	#	Credits (000's)	Avg. Credit	#	Credits (000's)	Avg. Credit				
<b>Single</b>														
	\$0 - \$4,000	189	\$8	\$40	31	\$6	\$187	28	\$7	\$237	248	\$20	\$81	
	4,001 - 8,000	216	16	75	46	23	502	30	18	591	292	57	195	
	8,001 - 12,000	30	1	19	22	13	576	14	13	925	66	26	397	
	12,001 - 16,000	0	0	0	18	9	504	7	6	882	25	15	610	
	16,001 - 20,000	0	0	0	8	3	347	3	2	697	11	5	442	
	20,001 - 24,000	0	0	0	D/	1	D/	6	3	479	D/	4	D/	
	24,001 - 28,000	0	0	0	D/	A/	D/	0	0	0	D/	A/	D/	
	28,001 and Over	0	0	0	0	0	0	0	0	0	0	0	0	
	<b>TOTALS</b>	<b>435</b>	<b>\$24</b>	<b>\$56</b>	<b>132</b>	<b>\$54</b>	<b>\$411</b>	<b>88</b>	<b>\$48</b>	<b>\$551</b>	<b>655</b>	<b>\$127</b>	<b>\$194</b>	
<b>Married Filing Joint</b>														
	\$0 - \$4,000	38	\$2	\$44	18	\$4	\$200	27	\$6	\$240	83	\$12	\$142	
	4,001 - 8,000	D/	2	D/	D/	22	D/	61	38	623	137	62	452	
	8,001 - 12,000	D/	A/	D/	D/	28	D/	94	84	892	168	112	666	
	12,001 - 16,000	0	0	0	56	25	451	127	111	871	183	136	743	
	16,001 - 20,000	0	0	0	62	17	268	126	78	616	188	94	501	
	20,001 - 24,000	0	0	0	D/	9	D/	135	54	403	D/	63	D/	
	24,001 - 28,000	0	0	0	D/	2	D/	137	30	220	D/	32	D/	
	28,001 and Over	0	0	0	0	0	0	126	11	89	126	11	89	
	<b>TOTALS</b>	<b>95</b>	<b>\$4</b>	<b>\$46</b>	<b>328</b>	<b>\$105</b>	<b>\$321</b>	<b>833</b>	<b>\$412</b>	<b>\$495</b>	<b>1,256</b>	<b>\$522</b>	<b>\$416</b>	
<b>Head of Household*</b>														
	\$0 - \$4,000	8	A/	\$35	50	\$11	\$210	41	\$10	\$246	99	\$21	\$211	
	4,001 - 8,000	D/	A/	D/	D/	60	D/	89	55	621	216	116	537	
	8,001 - 12,000	D/	A/	D/	D/	94	D/	134	124	924	298	218	731	
	12,001 - 16,000	0	0	0	174	82	474	158	135	855	332	218	655	
	16,001 - 20,000	0	0	0	157	49	312	123	77	625	280	126	449	
	20,001 - 24,000	0	0	0	124	21	171	105	47	449	229	68	299	
	24,001 - 28,000	0	0	0	78	4	57	74	19	254	152	23	153	
	28,001 and Over	0	0	0	0	0	0	38	3	91	38	3	91	
	<b>TOTALS</b>	<b>16</b>	<b>\$1</b>	<b>\$47</b>	<b>866</b>	<b>\$322</b>	<b>\$371</b>	<b>762</b>	<b>\$471</b>	<b>\$618</b>	<b>1,644</b>	<b>\$793</b>	<b>\$482</b>	
<b>All</b>														
	\$0 - \$4,000	235	\$9	\$40	99	\$20	\$201	96	\$23	\$242	430	\$53	\$122	
	4,001 - 8,000	256	19	74	209	105	502	180	111	617	645	235	364	
	8,001 - 12,000	55	1	20	235	134	571	242	221	912	532	356	669	
	12,001 - 16,000	0	0	0	248	117	471	292	252	863	540	369	683	
	16,001 - 20,000	0	0	0	227	68	301	252	157	621	479	225	469	
	20,001 - 24,000	0	0	0	187	31	164	246	104	425	433	135	312	
	24,001 - 28,000	0	0	0	121	7	54	211	49	232	332	56	167	
	28,001 and Over	0	0	0	0	0	0	164	15	90	164	15	90	
	<b>TOTALS</b>	<b>546</b>	<b>\$29</b>	<b>\$54</b>	<b>1,326</b>	<b>\$481</b>	<b>\$363</b>	<b>1,683</b>	<b>\$932</b>	<b>\$553</b>	<b>3,555</b>	<b>\$1,442</b>	<b>\$406</b>	

\* Includes Married Filing Separate status.

A/ Amount is less than \$500.

D/ Tax Law prohibits the disclosure of individual taxpayer information.

# Clinton County

Filing Status	Earned Income	Number of Qualifying Children									Total		
		None			One			More than One			#	Credits (000's)	Avg. Credit
		#	Credits (000's)	Avg. Credit	#	Credits (000's)	Avg. Credit	#	Credits (000's)	Avg. Credit			
<b>Single</b>													
	\$0 - \$4,000	220	\$10	\$44	44	\$9	\$196	27	\$7	\$268	291	\$26	\$88
	4,001 - 8,000	308	23	74	61	30	499	26	15	559	395	68	172
	8,001 - 12,000	51	1	18	33	18	560	18	16	887	102	35	347
	12,001 - 16,000	0	0	0	15	7	500	5	5	906	20	12	601
	16,001 - 20,000	0	0	0	D/	4	D/	D/	1	D/	13	5	420
	20,001 - 24,000	0	0	0	5	1	167	3	2	501	8	2	292
	24,001 - 28,000	0	0	0	D/	A/	D/	D/	A/	D/	3	1	176
	28,001 and Over	0	0	0	0	0	0	0	0	0	0	0	0
	<b>TOTALS</b>	<b>579</b>	<b>\$33</b>	<b>\$58</b>	<b>171</b>	<b>\$70</b>	<b>\$411</b>	<b>82</b>	<b>\$45</b>	<b>\$554</b>	<b>832</b>	<b>\$149</b>	<b>\$179</b>
<b>Married Filing Joint</b>													
	\$0 - \$4,000	31	\$1	\$45	23	\$5	\$199	30	\$7	\$248	84	\$13	\$159
	4,001 - 8,000	32	2	67	46	23	500	44	26	590	122	51	419
	8,001 - 12,000	17	A/	22	46	26	559	108	98	911	171	124	728
	12,001 - 16,000	0	0	0	56	25	448	107	92	858	163	117	717
	16,001 - 20,000	0	0	0	D/	20	D/	D/	80	D/	209	100	481
	20,001 - 24,000	0	0	0	80	13	164	120	46	384	200	59	296
	24,001 - 28,000	0	0	0	D/	2	D/	D/	30	D/	160	32	197
	28,001 and Over	0	0	0	0	0	0	94	8	80	94	8	80
	<b>TOTALS</b>	<b>80</b>	<b>\$4</b>	<b>\$49</b>	<b>357</b>	<b>\$113</b>	<b>\$318</b>	<b>766</b>	<b>\$387</b>	<b>\$506</b>	<b>1,203</b>	<b>\$505</b>	<b>\$420</b>
<b>Head of Household*</b>													
	\$0 - \$4,000	7	A/	\$40	79	\$15	\$186	48	\$11	\$235	134	\$26	\$196
	4,001 - 8,000	4	A/	79	156	79	508	107	66	613	267	145	544
	8,001 - 12,000	11	A/	22	228	133	584	150	141	938	389	274	705
	12,001 - 16,000	0	0	0	257	122	475	176	150	852	433	272	628
	16,001 - 20,000	0	0	0	229	73	318	146	92	632	375	165	441
	20,001 - 24,000	0	0	0	196	34	174	133	57	431	329	91	278
	24,001 - 28,000	0	0	0	104	6	62	94	24	254	198	30	153
	28,001 and Over	0	0	0	0	0	0	59	6	93	59	6	93
	<b>TOTALS</b>	<b>22</b>	<b>\$1</b>	<b>\$38</b>	<b>1,249</b>	<b>\$463</b>	<b>\$370</b>	<b>913</b>	<b>\$546</b>	<b>\$599</b>	<b>2,184</b>	<b>\$1,010</b>	<b>\$462</b>
<b>All</b>													
	\$0 - \$4,000	258	\$11	\$44	146	\$28	\$191	105	\$26	\$247	509	\$65	\$128
	4,001 - 8,000	344	25	73	263	133	505	177	106	600	784	264	337
	8,001 - 12,000	79	2	19	307	177	578	276	255	924	662	434	655
	12,001 - 16,000	0	0	0	328	155	472	288	246	855	616	401	651
	16,001 - 20,000	0	0	0	313	97	310	284	174	612	597	271	454
	20,001 - 24,000	0	0	0	281	48	171	256	105	410	537	153	285
	24,001 - 28,000	0	0	0	139	8	60	222	54	243	361	62	173
	28,001 and Over	0	0	0	0	0	0	153	13	85	153	13	85
	<b>TOTALS</b>	<b>681</b>	<b>\$38</b>	<b>\$56</b>	<b>1,777</b>	<b>\$646</b>	<b>\$364</b>	<b>1,761</b>	<b>\$979</b>	<b>\$556</b>	<b>4,219</b>	<b>\$1,664</b>	<b>\$394</b>

\* Includes Married Filing Separate status.

A/ Amount is less than \$500.

D/ Tax Law prohibits the disclosure of individual taxpayer information.

# Columbia County

Filing Status	Earned Income	Number of Qualifying Children									Total			
		None			One			More than One			#	Credits (000's)	Avg. Credit	
		#	Credits (000's)	Avg. Credit	#	Credits (000's)	Avg. Credit	#	Credits (000's)	Avg. Credit				
<b>Single</b>														
	\$0 - \$4,000	205	\$9	\$43	10	\$2	\$189	9	\$2	\$192	224	\$12	\$55	
	4,001 - 8,000	276	20	74	16	8	480	9	6	645	301	34	112	
	8,001 - 12,000	39	1	23	20	11	571	8	8	945	67	20	297	
	12,001 - 16,000	0	0	0	9	5	527	3	2	698	12	7	570	
	16,001 - 20,000	0	0	0	13	4	312	D/	2	D/	D/	6	D/	
	20,001 - 24,000	0	0	0	D/	1	D/	D/	A/	D/	5	1	265	
	24,001 - 28,000	0	0	0	D/	A/	D/	0	0	0	D/	A/	D/	
	28,001 and Over	0	0	0	0	0	0	0	0	0	0	0	0	
	<b>TOTALS</b>	<b>520</b>	<b>\$30</b>	<b>\$58</b>	<b>73</b>	<b>\$31</b>	<b>\$421</b>	<b>33</b>	<b>\$20</b>	<b>\$596</b>	<b>626</b>	<b>\$80</b>	<b>\$128</b>	
<b>Married Filing Joint</b>														
	\$0 - \$4,000	32	\$1	\$38	13	\$3	\$214	19	\$5	\$256	64	\$9	\$138	
	4,001 - 8,000	29	2	67	21	10	475	29	18	625	79	30	380	
	8,001 - 12,000	15	A/	25	23	12	526	57	51	902	95	64	673	
	12,001 - 16,000	0	0	0	45	22	485	69	57	823	114	79	689	
	16,001 - 20,000	0	0	0	51	14	279	D/	51	D/	D/	65	D/	
	20,001 - 24,000	0	0	0	D/	8	D/	D/	38	D/	145	45	313	
	24,001 - 28,000	0	0	0	D/	2	D/	106	25	233	D/	26	D/	
	28,001 and Over	0	0	0	0	0	0	76	7	92	76	7	92	
	<b>TOTALS</b>	<b>76</b>	<b>\$4</b>	<b>\$47</b>	<b>236</b>	<b>\$70</b>	<b>\$297</b>	<b>531</b>	<b>\$251</b>	<b>\$473</b>	<b>843</b>	<b>\$325</b>	<b>\$386</b>	
<b>Head of Household*</b>														
	\$0 - \$4,000	6	A/	\$46	85	\$19	\$226	53	\$13	\$242	144	\$32	\$224	
	4,001 - 8,000	10	1	64	133	68	513	84	50	596	227	119	524	
	8,001 - 12,000	5	A/	24	162	96	590	134	126	941	301	222	736	
	12,001 - 16,000	0	0	0	184	89	482	141	127	899	325	215	663	
	16,001 - 20,000	0	0	0	165	53	323	133	83	626	298	136	458	
	20,001 - 24,000	0	0	0	152	27	180	125	56	447	277	83	301	
	24,001 - 28,000	0	0	0	95	6	58	82	20	241	177	25	143	
	28,001 and Over	0	0	0	0	0	0	43	4	96	43	4	96	
	<b>TOTALS</b>	<b>21</b>	<b>\$1</b>	<b>\$49</b>	<b>976</b>	<b>\$358</b>	<b>\$367</b>	<b>795</b>	<b>\$479</b>	<b>\$602</b>	<b>1,792</b>	<b>\$837</b>	<b>\$467</b>	
<b>All</b>														
	\$0 - \$4,000	243	\$10	\$42	108	\$24	\$221	81	\$19	\$239	432	\$54	\$124	
	4,001 - 8,000	315	23	73	170	86	505	122	74	607	607	183	301	
	8,001 - 12,000	59	1	24	205	119	581	199	185	930	463	305	660	
	12,001 - 16,000	0	0	0	238	115	484	213	186	871	451	301	667	
	16,001 - 20,000	0	0	0	229	72	312	217	136	627	446	208	466	
	20,001 - 24,000	0	0	0	207	36	174	220	94	427	427	130	304	
	24,001 - 28,000	0	0	0	128	7	56	188	44	236	316	52	163	
	28,001 and Over	0	0	0	0	0	0	119	11	93	119	11	93	
	<b>TOTALS</b>	<b>617</b>	<b>\$35</b>	<b>\$56</b>	<b>1,285</b>	<b>\$459</b>	<b>\$357</b>	<b>1,359</b>	<b>\$750</b>	<b>\$552</b>	<b>3,261</b>	<b>\$1,243</b>	<b>\$381</b>	

\* Includes Married Filing Separate status.

A/ Amount is less than \$500.

D/ Tax Law prohibits the disclosure of individual taxpayer information.

# Cortland County

Filing Status	Earned Income	Number of Qualifying Children									Total		
		None			One			More than One			#	Credits (000's)	Avg. Credit
		#	Credits (000's)	Avg. Credit	#	Credits (000's)	Avg. Credit	#	Credits (000's)	Avg. Credit			
<b>Single</b>													
	\$0 - \$4,000	165	\$7	\$42	36	\$7	\$191	31	\$8	\$244	232	\$21	\$92
	4,001 - 8,000	176	13	72	53	26	494	44	27	604	273	65	240
	8,001 - 12,000	23	A/	20	47	26	554	22	20	926	92	47	510
	12,001 - 16,000	0	0	0	20	10	509	10	9	886	30	19	635
	16,001 - 20,000	0	0	0	8	3	358	5	4	705	13	6	491
	20,001 - 24,000	0	0	0	6	1	234	0	0	0	6	1	234
	24,001 - 28,000	0	0	0	5	A/	60	5	2	324	10	2	192
	28,001 and Over	0	0	0	0	0	0	0	0	0	0	0	0
	<b>TOTALS</b>	<b>364</b>	<b>\$20</b>	<b>\$55</b>	<b>175</b>	<b>\$74</b>	<b>\$422</b>	<b>117</b>	<b>\$69</b>	<b>\$586</b>	<b>656</b>	<b>\$162</b>	<b>\$248</b>
<b>Married Filing Joint</b>													
	\$0 - \$4,000	17	\$1	\$32	15	\$4	\$236	23	\$5	\$219	55	\$9	\$166
	4,001 - 8,000	29	2	68	21	10	496	35	21	600	85	33	393
	8,001 - 12,000	19	1	27	30	17	560	53	49	926	102	66	651
	12,001 - 16,000	0	0	0	35	19	532	73	64	871	108	82	761
	16,001 - 20,000	0	0	0	47	13	284	74	43	586	121	57	469
	20,001 - 24,000	0	0	0	36	6	157	114	45	395	150	51	338
	24,001 - 28,000	0	0	0	25	1	50	110	25	224	135	26	192
	28,001 and Over	0	0	0	0	0	0	78	6	81	78	6	81
	<b>TOTALS</b>	<b>65</b>	<b>\$3</b>	<b>\$46</b>	<b>209</b>	<b>\$70</b>	<b>\$333</b>	<b>560</b>	<b>\$258</b>	<b>\$461</b>	<b>834</b>	<b>\$331</b>	<b>\$397</b>
<b>Head of Household*</b>													
	\$0 - \$4,000	5	A/	\$39	45	\$9	\$204	31	\$7	\$221	81	\$16	\$201
	4,001 - 8,000	6	A/	63	83	42	504	68	40	592	157	82	525
	8,001 - 12,000	6	A/	35	123	69	564	110	103	938	239	173	723
	12,001 - 16,000	0	0	0	125	60	478	101	85	846	226	145	642
	16,001 - 20,000	0	0	0	154	49	317	111	69	626	265	118	446
	20,001 - 24,000	0	0	0	131	22	167	75	33	437	206	55	265
	24,001 - 28,000	0	0	0	69	4	55	58	15	260	127	19	149
	28,001 and Over	0	0	0	0	0	0	41	3	83	41	3	83
	<b>TOTALS</b>	<b>17</b>	<b>\$1</b>	<b>\$46</b>	<b>730</b>	<b>\$255</b>	<b>\$349</b>	<b>595</b>	<b>\$357</b>	<b>\$599</b>	<b>1,342</b>	<b>\$612</b>	<b>\$456</b>
<b>All</b>													
	\$0 - \$4,000	187	\$8	\$41	96	\$20	\$204	85	\$19	\$229	368	\$47	\$127
	4,001 - 8,000	211	15	72	157	78	499	147	88	598	515	181	352
	8,001 - 12,000	48	1	25	200	112	561	185	173	933	433	286	661
	12,001 - 16,000	0	0	0	180	89	492	184	158	858	364	246	677
	16,001 - 20,000	0	0	0	209	65	311	190	116	613	399	181	455
	20,001 - 24,000	0	0	0	173	29	167	189	78	412	362	107	295
	24,001 - 28,000	0	0	0	99	5	54	173	41	239	272	47	172
	28,001 and Over	0	0	0	0	0	0	119	10	81	119	10	81
	<b>TOTALS</b>	<b>446</b>	<b>\$24</b>	<b>\$54</b>	<b>1,114</b>	<b>\$398</b>	<b>\$357</b>	<b>1,272</b>	<b>\$683</b>	<b>\$537</b>	<b>2,832</b>	<b>\$1,105</b>	<b>\$390</b>

\* Includes Married Filing Separate status.

A/ Amount is less than \$500.

# Delaware County

Filing Status	Earned Income	Number of Qualifying Children									Total		
		None			One			More than One			#	Credits (000's)	Avg. Credit
		#	Credits (000's)	Avg. Credit	#	Credits (000's)	Avg. Credit	#	Credits (000's)	Avg. Credit			
<b>Single</b>													
	\$0 - \$4,000	162	\$6	\$39	17	\$4	\$223	16	\$3	\$190	195	\$13	\$68
	4,001 - 8,000	209	15	73	30	15	486	18	11	599	257	41	158
	8,001 - 12,000	37	1	19	21	12	574	19	17	910	77	30	390
	12,001 - 16,000	0	0	0	10	5	496	8	7	881	18	12	667
	16,001 - 20,000	0	0	0	16	5	340	3	2	630	19	7	386
	20,001 - 24,000	0	0	0	D/	1	D/	D/	1	D/	9	2	264
	24,001 - 28,000	0	0	0	D/	A/	D/	D/	A/	D/	4	A/	103
	28,001 and Over	0	0	0	0	0	0	0	0	0	0	0	0
	<b>TOTALS</b>	<b>408</b>	<b>\$22</b>	<b>\$55</b>	<b>104</b>	<b>\$42</b>	<b>\$408</b>	<b>67</b>	<b>\$41</b>	<b>\$615</b>	<b>579</b>	<b>\$106</b>	<b>\$183</b>
<b>Married Filing Joint</b>													
	\$0 - \$4,000	34	\$1	\$37	17	\$3	\$190	25	\$6	\$240	76	\$10	\$138
	4,001 - 8,000	38	3	73	34	16	477	33	20	615	105	39	374
	8,001 - 12,000	24	1	28	43	23	539	86	73	845	153	97	631
	12,001 - 16,000	0	0	0	45	21	478	95	80	838	140	101	723
	16,001 - 20,000	0	0	0	60	17	275	110	68	618	170	84	497
	20,001 - 24,000	0	0	0	D/	8	D/	D/	43	D/	158	51	323
	24,001 - 28,000	0	0	0	D/	2	D/	D/	30	D/	159	32	200
	28,001 and Over	0	0	0	0	0	0	90	8	89	90	8	89
	<b>TOTALS</b>	<b>96</b>	<b>\$5</b>	<b>\$49</b>	<b>279</b>	<b>\$90</b>	<b>\$323</b>	<b>676</b>	<b>\$328</b>	<b>\$485</b>	<b>1,051</b>	<b>\$423</b>	<b>\$402</b>
<b>Head of Household*</b>													
	\$0 - \$4,000	4	A/	\$45	55	\$11	\$192	46	\$11	\$241	105	\$22	\$208
	4,001 - 8,000	6	A/	79	121	62	511	51	32	624	178	94	529
	8,001 - 12,000	6	A/	27	134	78	585	114	107	935	254	185	729
	12,001 - 16,000	0	0	0	127	59	466	95	84	885	222	143	645
	16,001 - 20,000	0	0	0	128	41	319	89	57	646	217	98	453
	20,001 - 24,000	0	0	0	103	19	184	84	37	441	187	56	300
	24,001 - 28,000	0	0	0	60	4	59	60	15	251	120	19	155
	28,001 and Over	0	0	0	0	0	0	37	4	99	37	4	99
	<b>TOTALS</b>	<b>16</b>	<b>\$1</b>	<b>\$51</b>	<b>728</b>	<b>\$273</b>	<b>\$375</b>	<b>576</b>	<b>\$347</b>	<b>\$602</b>	<b>1,320</b>	<b>\$621</b>	<b>\$470</b>
<b>All</b>													
	\$0 - \$4,000	200	\$8	\$39	89	\$18	\$198	87	\$20	\$231	376	\$46	\$121
	4,001 - 8,000	253	19	73	185	93	501	102	63	617	540	174	322
	8,001 - 12,000	67	2	23	198	114	573	219	197	898	484	312	644
	12,001 - 16,000	0	0	0	182	86	470	198	171	863	380	256	675
	16,001 - 20,000	0	0	0	204	63	308	202	127	630	406	190	468
	20,001 - 24,000	0	0	0	160	28	176	194	81	418	354	109	309
	24,001 - 28,000	0	0	0	93	5	58	190	45	239	283	51	179
	28,001 and Over	0	0	0	0	0	0	127	12	92	127	12	92
	<b>TOTALS</b>	<b>520</b>	<b>\$28</b>	<b>\$54</b>	<b>1,111</b>	<b>\$406</b>	<b>\$365</b>	<b>1,319</b>	<b>\$716</b>	<b>\$543</b>	<b>2,950</b>	<b>\$1,150</b>	<b>\$390</b>

\* Includes Married Filing Separate status.

A/ Amount is less than \$500.

D/ Tax Law prohibits the disclosure of individual taxpayer information.

# Dutchess County

Filing Status	Earned Income	Number of Qualifying Children									Total		
		None			One			More than One			#	Credits (000's)	Avg. Credit
		#	Credits (000's)	Avg. Credit	#	Credits (000's)	Avg. Credit	#	Credits (000's)	Avg. Credit			
<b>Single</b>													
	\$0 - \$4,000	614	\$26	\$43	88	\$18	\$200	62	\$15	\$238	764	\$58	\$77
	4,001 - 8,000	895	67	75	120	60	504	92	54	590	1,107	181	164
	8,001 - 12,000	132	3	22	78	44	559	67	61	912	277	108	388
	12,001 - 16,000	0	0	0	44	23	513	28	25	909	72	48	667
	16,001 - 20,000	0	0	0	37	13	343	13	8	649	50	21	423
	20,001 - 24,000	0	0	0	23	4	192	10	5	482	33	9	280
	24,001 - 28,000	0	0	0	17	1	67	8	3	320	25	4	148
	28,001 and Over	0	0	0	0	0	0	5	A/	70	5	A/	70
	<b>TOTALS</b>	<b>1,641</b>	<b>\$96</b>	<b>\$58</b>	<b>407</b>	<b>\$162</b>	<b>\$399</b>	<b>285</b>	<b>\$172</b>	<b>\$603</b>	<b>2,333</b>	<b>\$430</b>	<b>\$184</b>
<b>Married Filing Joint</b>													
	\$0 - \$4,000	50	\$2	\$39	36	\$6	\$178	51	\$11	\$222	137	\$20	\$144
	4,001 - 8,000	57	4	69	53	25	478	68	40	583	178	69	387
	8,001 - 12,000	41	1	19	85	45	528	148	136	916	274	181	661
	12,001 - 16,000	0	0	0	100	47	467	172	148	862	272	195	717
	16,001 - 20,000	0	0	0	99	28	285	187	113	604	286	141	494
	20,001 - 24,000	0	0	0	116	18	158	263	106	402	379	124	327
	24,001 - 28,000	0	0	0	81	4	54	233	54	231	314	58	185
	28,001 and Over	0	0	0	0	0	0	165	14	84	165	14	84
	<b>TOTALS</b>	<b>148</b>	<b>\$7</b>	<b>\$45</b>	<b>570</b>	<b>\$174</b>	<b>\$306</b>	<b>1,287</b>	<b>\$621</b>	<b>\$483</b>	<b>2,005</b>	<b>\$802</b>	<b>\$400</b>
<b>Head of Household*</b>													
	\$0 - \$4,000	14	\$1	\$38	167	\$33	\$198	103	\$25	\$243	284	\$59	\$206
	4,001 - 8,000	32	2	74	364	183	503	209	129	618	605	315	520
	8,001 - 12,000	28	1	27	428	249	583	387	361	933	843	611	725
	12,001 - 16,000	0	0	0	495	234	473	391	332	849	886	566	639
	16,001 - 20,000	0	0	0	507	160	315	410	257	626	917	416	454
	20,001 - 24,000	0	0	0	503	89	177	386	169	438	889	258	290
	24,001 - 28,000	0	0	0	294	17	57	336	87	259	630	104	165
	28,001 and Over	0	0	0	0	0	0	207	18	88	207	18	88
	<b>TOTALS</b>	<b>74</b>	<b>\$4</b>	<b>\$49</b>	<b>2,758</b>	<b>\$965</b>	<b>\$350</b>	<b>2,429</b>	<b>\$1,378</b>	<b>\$567</b>	<b>5,261</b>	<b>\$2,347</b>	<b>\$446</b>
<b>All</b>													
	\$0 - \$4,000	678	\$29	\$42	291	\$57	\$196	216	\$51	\$237	1,185	\$137	\$115
	4,001 - 8,000	984	73	74	537	269	501	369	223	604	1,890	565	299
	8,001 - 12,000	201	4	22	591	338	572	602	558	926	1,394	900	646
	12,001 - 16,000	0	0	0	639	303	475	591	506	855	1,230	809	658
	16,001 - 20,000	0	0	0	643	200	312	610	378	620	1,253	578	462
	20,001 - 24,000	0	0	0	642	112	174	659	280	424	1,301	391	301
	24,001 - 28,000	0	0	0	392	22	57	577	143	249	969	166	171
	28,001 and Over	0	0	0	0	0	0	377	32	86	377	32	86
	<b>TOTALS</b>	<b>1,863</b>	<b>\$106</b>	<b>\$57</b>	<b>3,735</b>	<b>\$1,302</b>	<b>\$349</b>	<b>4,001</b>	<b>\$2,171</b>	<b>\$543</b>	<b>9,599</b>	<b>\$3,579</b>	<b>\$373</b>

\* Includes Married Filing Separate status.

A/ Amount is less than \$500.

# Erie County

Filing Status	Earned Income	Number of Qualifying Children									Total		
		None			One			More than One			#	Credits (000's)	Avg. Credit
		#	Credits (000's)	Avg. Credit	#	Credits (000's)	Avg. Credit	#	Credits (000's)	Avg. Credit			
<b>Single</b>													
	\$0 - \$4,000	2,908	\$120	\$41	299	\$56	\$186	240	\$51	\$214	3,447	\$227	\$66
	4,001 - 8,000	3,939	294	75	324	157	485	133	76	574	4,396	528	120
	8,001 - 12,000	592	12	20	236	132	560	102	92	906	930	237	254
	12,001 - 16,000	0	0	0	176	89	507	56	48	850	232	137	590
	16,001 - 20,000	0	0	0	117	42	358	51	35	681	168	77	456
	20,001 - 24,000	0	0	0	88	18	205	31	14	458	119	32	271
	24,001 - 28,000	0	0	0	D/	4	D/	D/	7	D/	70	10	146
	28,001 and Over	0	0	0	D/	A/	D/	D/	1	D/	12	1	124
	<b>TOTALS</b>	<b>7,439</b>	<b>\$427</b>	<b>\$57</b>	<b>1,288</b>	<b>\$498</b>	<b>\$386</b>	<b>647</b>	<b>\$325</b>	<b>\$502</b>	<b>9,374</b>	<b>\$1,249</b>	<b>\$133</b>
<b>Married Filing Joint</b>													
	\$0 - \$4,000	207	\$8	\$37	161	\$31	\$191	206	\$48	\$235	574	\$87	\$151
	4,001 - 8,000	245	17	68	269	127	473	416	245	590	930	389	419
	8,001 - 12,000	161	4	24	337	184	547	704	643	914	1,202	832	692
	12,001 - 16,000	0	0	0	386	181	470	724	611	844	1,110	793	714
	16,001 - 20,000	0	0	0	433	125	288	900	535	594	1,333	660	495
	20,001 - 24,000	0	0	0	475	73	154	923	362	392	1,398	435	311
	24,001 - 28,000	0	0	0	288	14	50	975	225	231	1,263	240	190
	28,001 and Over	0	0	0	0	0	0	822	63	76	822	63	76
	<b>TOTALS</b>	<b>613</b>	<b>\$28</b>	<b>\$46</b>	<b>2,349</b>	<b>\$736</b>	<b>\$313</b>	<b>5,670</b>	<b>\$2,733</b>	<b>\$482</b>	<b>8,632</b>	<b>\$3,497</b>	<b>\$405</b>
<b>Head of Household*</b>													
	\$0 - \$4,000	124	\$5	\$39	1,575	\$317	\$201	1,555	\$367	\$236	3,254	\$689	\$212
	4,001 - 8,000	168	12	72	2,526	1,269	502	2,357	1,425	604	5,051	2,706	536
	8,001 - 12,000	111	3	23	2,727	1,584	581	2,797	2,600	930	5,635	4,187	743
	12,001 - 16,000	0	0	0	2,711	1,275	470	2,578	2,218	860	5,289	3,492	660
	16,001 - 20,000	0	0	0	2,574	820	319	2,290	1,447	632	4,864	2,266	466
	20,001 - 24,000	0	0	0	2,174	385	177	1,932	844	437	4,106	1,229	299
	24,001 - 28,000	0	0	0	1,255	72	57	1,349	347	258	2,604	419	161
	28,001 and Over	0	0	0	0	0	0	714	68	95	714	68	95
	<b>TOTALS</b>	<b>403</b>	<b>\$19</b>	<b>\$48</b>	<b>15,542</b>	<b>\$5,722</b>	<b>\$368</b>	<b>15,572</b>	<b>\$9,316</b>	<b>\$598</b>	<b>31,517</b>	<b>\$15,057</b>	<b>\$478</b>
<b>All</b>													
	\$0 - \$4,000	3,239	\$133	\$41	2,035	\$403	\$198	2,001	\$467	\$233	7,275	\$1,003	\$138
	4,001 - 8,000	4,352	323	74	3,119	1,553	498	2,906	1,747	601	10,377	3,623	349
	8,001 - 12,000	864	18	21	3,300	1,900	576	3,603	3,336	926	7,767	5,255	677
	12,001 - 16,000	0	0	0	3,273	1,546	472	3,358	2,876	857	6,631	4,422	667
	16,001 - 20,000	0	0	0	3,124	987	316	3,241	2,016	622	6,365	3,003	472
	20,001 - 24,000	0	0	0	2,737	477	174	2,886	1,220	423	5,623	1,697	302
	24,001 - 28,000	0	0	0	D/	90	D/	D/	579	D/	3,937	669	170
	28,001 and Over	0	0	0	D/	A/	D/	D/	132	D/	1,548	132	85
	<b>TOTALS</b>	<b>8,455</b>	<b>\$475</b>	<b>\$56</b>	<b>19,179</b>	<b>\$6,956</b>	<b>\$363</b>	<b>21,889</b>	<b>\$12,374</b>	<b>\$565</b>	<b>49,523</b>	<b>\$19,804</b>	<b>\$400</b>

\* Includes Married Filing Separate status.

A/ Amount is less than \$500.

D/ Tax Law prohibits the disclosure of individual taxpayer information.

# Essex County

Filing Status	Earned Income	Number of Qualifying Children									Total		
		None			One			More than One			#	Credits (000's)	Avg. Credit
		#	Credits (000's)	Avg. Credit	#	Credits (000's)	Avg. Credit	#	Credits (000's)	Avg. Credit			
<b>Single</b>													
	\$0 - \$4,000	120	\$5	\$42	11	\$3	\$249	7	\$2	\$280	138	\$10	\$71
	4,001 - 8,000	163	12	73	19	10	503	11	6	591	193	28	145
	8,001 - 12,000	24	A/	14	14	8	548	10	9	914	48	17	357
	12,001 - 16,000	0	0	0	8	4	534	3	3	927	11	7	641
	16,001 - 20,000	0	0	0	D/	1	D/	D/	2	D/	7	4	503
	20,001 - 24,000	0	0	0	D/	1	D/	D/	1	D/	5	2	342
	24,001 - 28,000	0	0	0	0	0	0	0	0	0	0	0	0
	28,001 and Over	0	0	0	0	0	0	0	0	0	0	0	0
	<b>TOTALS</b>	<b>307</b>	<b>\$17</b>	<b>\$57</b>	<b>58</b>	<b>\$26</b>	<b>\$449</b>	<b>37</b>	<b>\$24</b>	<b>\$643</b>	<b>402</b>	<b>\$67</b>	<b>\$167</b>
<b>Married Filing Joint</b>													
	\$0 - \$4,000	26	\$1	\$44	8	\$2	\$197	14	\$3	\$209	48	\$6	\$118
	4,001 - 8,000	17	1	69	19	10	526	25	16	640	61	27	445
	8,001 - 12,000	12	A/	26	32	17	527	33	31	938	77	48	625
	12,001 - 16,000	0	0	0	38	18	481	66	56	854	104	75	718
	16,001 - 20,000	0	0	0	D/	7	D/	D/	36	D/	87	43	498
	20,001 - 24,000	0	0	0	D/	6	D/	D/	28	D/	108	34	315
	24,001 - 28,000	0	0	0	25	1	56	74	18	240	99	19	193
	28,001 and Over	0	0	0	0	0	0	60	5	86	60	5	86
	<b>TOTALS</b>	<b>55</b>	<b>\$3</b>	<b>\$48</b>	<b>184</b>	<b>\$61</b>	<b>\$333</b>	<b>405</b>	<b>\$193</b>	<b>\$477</b>	<b>644</b>	<b>\$257</b>	<b>\$399</b>
<b>Head of Household*</b>													
	\$0 - \$4,000	0	\$0	\$0	44	\$10	\$228	36	\$9	\$242	80	\$19	\$234
	4,001 - 8,000	4	A/	67	78	41	530	48	31	638	130	72	556
	8,001 - 12,000	5	A/	20	100	60	596	69	64	931	174	124	712
	12,001 - 16,000	0	0	0	119	56	467	76	66	874	195	122	626
	16,001 - 20,000	0	0	0	112	36	320	75	47	633	187	83	445
	20,001 - 24,000	0	0	0	74	13	174	46	21	463	120	34	285
	24,001 - 28,000	0	0	0	48	3	61	40	10	246	88	13	145
	28,001 and Over	0	0	0	0	0	0	16	2	102	16	2	102
	<b>TOTALS</b>	<b>9</b>	<b>A/</b>	<b>\$41</b>	<b>575</b>	<b>\$218</b>	<b>\$380</b>	<b>406</b>	<b>\$250</b>	<b>\$616</b>	<b>990</b>	<b>\$469</b>	<b>\$474</b>
<b>All</b>													
	\$0 - \$4,000	146	\$6	\$43	63	\$14	\$227	57	\$14	\$238	266	\$34	\$128
	4,001 - 8,000	184	13	73	116	61	525	84	53	633	384	127	332
	8,001 - 12,000	41	1	18	146	84	576	112	104	931	299	189	633
	12,001 - 16,000	0	0	0	165	78	474	145	126	866	310	204	657
	16,001 - 20,000	0	0	0	141	44	313	140	86	614	281	130	463
	20,001 - 24,000	0	0	0	113	20	173	120	50	420	233	70	300
	24,001 - 28,000	0	0	0	73	4	59	114	28	242	187	32	171
	28,001 and Over	0	0	0	0	0	0	76	7	90	76	7	90
	<b>TOTALS</b>	<b>371</b>	<b>\$20</b>	<b>\$55</b>	<b>817</b>	<b>\$306</b>	<b>\$374</b>	<b>848</b>	<b>\$467</b>	<b>\$551</b>	<b>2,036</b>	<b>\$793</b>	<b>\$390</b>

\* Includes Married Filing Separate status.

A/ Amount is less than \$500.

D/ Tax Law prohibits the disclosure of individual taxpayer information.



# Franklin County

Filing Status	Earned Income	Number of Qualifying Children									Total		
		None			One			More than One			#	Credits (000's)	Avg. Credit
		#	Credits (000's)	Avg. Credit	#	Credits (000's)	Avg. Credit	#	Credits (000's)	Avg. Credit			
<b>Single</b>													
	\$0 - \$4,000	142	\$6	\$42	30	\$6	\$211	20	\$4	\$198	192	\$16	\$85
	4,001 - 8,000	225	17	74	22	11	502	18	11	603	265	38	145
	8,001 - 12,000	29	1	24	24	13	526	11	10	935	64	24	369
	12,001 - 16,000	0	0	0	12	6	523	8	7	885	20	13	668
	16,001 - 20,000	0	0	0	8	3	335	0	0	0	8	3	335
	20,001 - 24,000	0	0	0	D/	2	D/	D/	2	D/	13	4	311
	24,001 - 28,000	0	0	0	D/	A/	D/	D/	A/	D/	4	A/	68
	28,001 and Over	0	0	0	0	0	0	0	0	0	0	0	0
	<b>TOTALS</b>	<b>396</b>	<b>\$23</b>	<b>\$59</b>	<b>108</b>	<b>\$41</b>	<b>\$382</b>	<b>62</b>	<b>\$34</b>	<b>\$551</b>	<b>566</b>	<b>\$99</b>	<b>\$174</b>
<b>Married Filing Joint</b>													
	\$0 - \$4,000	40	\$1	\$35	20	\$3	\$162	30	\$6	\$204	90	\$11	\$120
	4,001 - 8,000	45	3	62	32	14	441	37	22	606	114	39	345
	8,001 - 12,000	17	A/	22	37	21	563	83	75	899	137	96	700
	12,001 - 16,000	0	0	0	55	24	441	105	88	841	160	113	704
	16,001 - 20,000	0	0	0	55	16	293	141	84	598	196	100	513
	20,001 - 24,000	0	0	0	D/	8	D/	D/	51	D/	180	60	333
	24,001 - 28,000	0	0	0	D/	2	D/	D/	26	D/	138	28	201
	28,001 and Over	0	0	0	0	0	0	79	7	86	79	7	86
	<b>TOTALS</b>	<b>102</b>	<b>\$5</b>	<b>\$45</b>	<b>276</b>	<b>\$89</b>	<b>\$321</b>	<b>716</b>	<b>\$360</b>	<b>\$503</b>	<b>1,094</b>	<b>\$453</b>	<b>\$415</b>
<b>Head of Household*</b>													
	\$0 - \$4,000	6	A/	\$50	51	\$11	\$206	34	\$7	\$202	91	\$18	\$194
	4,001 - 8,000	4	A/	80	125	64	514	88	55	620	217	119	549
	8,001 - 12,000	4	A/	15	144	84	583	143	129	902	291	213	732
	12,001 - 16,000	0	0	0	160	74	464	111	98	883	271	172	635
	16,001 - 20,000	0	0	0	162	53	326	126	82	649	288	135	467
	20,001 - 24,000	0	0	0	120	22	181	103	45	439	223	67	300
	24,001 - 28,000	0	0	0	71	4	54	73	19	255	144	22	156
	28,001 and Over	0	0	0	0	0	0	52	4	85	52	4	85
	<b>TOTALS</b>	<b>14</b>	<b>\$1</b>	<b>\$48</b>	<b>833</b>	<b>\$311</b>	<b>\$374</b>	<b>730</b>	<b>\$439</b>	<b>\$601</b>	<b>1,577</b>	<b>\$750</b>	<b>\$476</b>
<b>All</b>													
	\$0 - \$4,000	188	\$8	\$41	101	\$20	\$199	84	\$17	\$202	373	\$45	\$120
	4,001 - 8,000	274	20	72	179	89	500	143	88	614	596	197	330
	8,001 - 12,000	50	1	22	205	117	573	237	214	903	492	332	676
	12,001 - 16,000	0	0	0	227	105	461	224	193	863	451	298	661
	16,001 - 20,000	0	0	0	225	72	318	267	166	622	492	238	483
	20,001 - 24,000	0	0	0	178	32	181	238	99	414	416	131	315
	24,001 - 28,000	0	0	0	102	5	54	184	45	245	286	51	177
	28,001 and Over	0	0	0	0	0	0	131	11	86	131	11	86
	<b>TOTALS</b>	<b>512</b>	<b>\$28</b>	<b>\$56</b>	<b>1,217</b>	<b>\$441</b>	<b>\$362</b>	<b>1,508</b>	<b>\$833</b>	<b>\$552</b>	<b>3,237</b>	<b>\$1,303</b>	<b>\$402</b>

\* Includes Married Filing Separate status.

A/ Amount is less than \$500.

D/ Tax Law prohibits the disclosure of individual taxpayer information.

# Fulton County

Filing Status	Earned Income	Number of Qualifying Children									Total		
		None			One			More than One			#	Credits (000's)	Avg. Credit
		#	Credits (000's)	Avg. Credit	#	Credits (000's)	Avg. Credit	#	Credits (000's)	Avg. Credit			
<b>Single</b>													
	\$0 - \$4,000	205	\$9	\$42	23	\$5	\$197	22	\$5	\$224	250	\$18	\$73
	4,001 - 8,000	244	17	72	26	12	480	6	3	556	276	33	121
	8,001 - 12,000	37	1	27	6	3	488	5	4	896	48	8	175
	12,001 - 16,000	0	0	0	10	5	509	7	6	900	17	11	670
	16,001 - 20,000	0	0	0	D/	4	D/	D/	1	D/	13	5	381
	20,001 - 24,000	0	0	0	D/	2	D/	D/	1	D/	9	3	288
	24,001 - 28,000	0	0	0	4	A/	65	D/	A/	D/	D/	1	D/
	28,001 and Over	0	0	0	0	0	0	D/	A/	D/	D/	A/	D/
	<b>TOTALS</b>	<b>486</b>	<b>\$27</b>	<b>\$56</b>	<b>88</b>	<b>\$31</b>	<b>\$355</b>	<b>45</b>	<b>\$21</b>	<b>\$469</b>	<b>619</b>	<b>\$80</b>	<b>\$129</b>
<b>Married Filing Joint</b>													
	\$0 - \$4,000	28	\$1	\$32	16	\$3	\$208	20	\$4	\$220	64	\$9	\$135
	4,001 - 8,000	43	3	65	43	22	516	44	27	610	130	52	399
	8,001 - 12,000	13	A/	22	30	17	572	89	83	932	132	100	761
	12,001 - 16,000	0	0	0	42	19	450	72	62	856	114	81	706
	16,001 - 20,000	0	0	0	D/	16	D/	D/	81	D/	185	98	528
	20,001 - 24,000	0	0	0	D/	8	D/	D/	45	D/	166	53	317
	24,001 - 28,000	0	0	0	33	2	47	D/	26	D/	D/	28	D/
	28,001 and Over	0	0	0	0	0	0	D/	8	D/	D/	8	D/
	<b>TOTALS</b>	<b>84</b>	<b>\$4</b>	<b>\$47</b>	<b>268</b>	<b>\$87</b>	<b>\$326</b>	<b>676</b>	<b>\$335</b>	<b>\$496</b>	<b>1,028</b>	<b>\$427</b>	<b>\$415</b>
<b>Head of Household*</b>													
	\$0 - \$4,000	11	A/	\$36	104	\$21	\$202	72	\$15	\$215	187	\$37	\$197
	4,001 - 8,000	14	1	76	155	79	511	101	61	608	270	142	525
	8,001 - 12,000	8	A/	17	178	104	582	125	118	944	311	222	713
	12,001 - 16,000	0	0	0	226	105	466	154	133	861	380	238	626
	16,001 - 20,000	0	0	0	227	74	324	147	92	624	374	165	442
	20,001 - 24,000	0	0	0	185	34	182	135	58	432	320	92	288
	24,001 - 28,000	0	0	0	106	6	57	101	26	262	207	32	157
	28,001 and Over	0	0	0	0	0	0	52	4	81	52	4	81
	<b>TOTALS</b>	<b>33</b>	<b>\$2</b>	<b>\$48</b>	<b>1,181</b>	<b>\$422</b>	<b>\$358</b>	<b>887</b>	<b>\$508</b>	<b>\$573</b>	<b>2,101</b>	<b>\$932</b>	<b>\$444</b>
<b>All</b>													
	\$0 - \$4,000	244	\$10	\$41	143	\$29	\$202	114	\$25	\$218	501	\$64	\$127
	4,001 - 8,000	301	21	71	224	114	508	151	92	607	676	227	335
	8,001 - 12,000	58	1	25	214	124	578	219	205	938	491	330	673
	12,001 - 16,000	0	0	0	278	129	465	233	201	861	511	330	646
	16,001 - 20,000	0	0	0	292	94	323	280	174	620	572	268	468
	20,001 - 24,000	0	0	0	243	43	177	252	104	414	495	147	298
	24,001 - 28,000	0	0	0	143	8	55	218	53	242	361	61	168
	28,001 and Over	0	0	0	0	0	0	141	12	85	141	12	85
	<b>TOTALS</b>	<b>603</b>	<b>\$33</b>	<b>\$54</b>	<b>1,537</b>	<b>\$541</b>	<b>\$352</b>	<b>1,608</b>	<b>\$865</b>	<b>\$538</b>	<b>3,748</b>	<b>\$1,439</b>	<b>\$384</b>

\* Includes Married Filing Separate status.

A/ Amount is less than \$500.

D/ Tax Law prohibits the disclosure of individual taxpayer information.

# Genesee County

Filing Status	Earned Income	Number of Qualifying Children									Total		
		None			One			More than One			#	Credits (000's)	Avg. Credit
		#	Credits (000's)	Avg. Credit	#	Credits (000's)	Avg. Credit	#	Credits (000's)	Avg. Credit			
<b>Single</b>													
	\$0 - \$4,000	204	\$9	\$42	37	\$8	\$207	33	\$7	\$221	274	\$24	\$86
	4,001 - 8,000	223	17	76	58	28	488	38	23	602	319	68	214
	8,001 - 12,000	32	A/	15	33	19	569	24	22	898	89	41	458
	12,001 - 16,000	0	0	0	10	5	458	D/	5	D/	D/	10	D/
	16,001 - 20,000	0	0	0	6	2	370	8	6	716	14	8	567
	20,001 - 24,000	0	0	0	5	1	243	0	0	0	5	1	243
	24,001 - 28,000	0	0	0	D/	A/	D/	D/	1	D/	7	1	142
	28,001 and Over	0	0	0	D/	A/	D/	0	0	0	D/	A/	D/
	<b>TOTALS</b>	<b>459</b>	<b>\$26</b>	<b>\$57</b>	<b>155</b>	<b>\$63</b>	<b>\$407</b>	<b>111</b>	<b>\$64</b>	<b>\$573</b>	<b>725</b>	<b>\$153</b>	<b>\$211</b>
<b>Married Filing Joint</b>													
	\$0 - \$4,000	22	\$1	\$31	9	\$2	\$188	23	\$5	\$227	54	\$8	\$141
	4,001 - 8,000	25	2	70	23	11	472	30	18	601	78	31	393
	8,001 - 12,000	9	A/	25	33	19	586	55	50	916	97	70	721
	12,001 - 16,000	0	0	0	36	16	445	61	52	850	97	68	700
	16,001 - 20,000	0	0	0	36	12	326	81	47	586	117	59	506
	20,001 - 24,000	0	0	0	54	8	151	93	35	377	147	43	294
	24,001 - 28,000	0	0	0	24	1	49	110	25	228	134	26	196
	28,001 and Over	0	0	0	0	0	0	100	8	83	100	8	83
	<b>TOTALS</b>	<b>56</b>	<b>\$3</b>	<b>\$47</b>	<b>215</b>	<b>\$69</b>	<b>\$321</b>	<b>553</b>	<b>\$241</b>	<b>\$437</b>	<b>824</b>	<b>\$313</b>	<b>\$380</b>
<b>Head of Household*</b>													
	\$0 - \$4,000	3	A/	\$42	52	\$9	\$182	39	\$9	\$232	94	\$19	\$198
	4,001 - 8,000	3	A/	88	88	45	510	80	49	611	171	94	550
	8,001 - 12,000	6	A/	17	136	77	566	104	98	941	246	175	711
	12,001 - 16,000	0	0	0	164	80	485	127	106	838	291	186	639
	16,001 - 20,000	0	0	0	167	52	309	132	82	621	299	134	447
	20,001 - 24,000	0	0	0	155	29	187	89	39	440	244	68	279
	24,001 - 28,000	0	0	0	61	4	58	70	17	248	131	21	159
	28,001 and Over	0	0	0	0	0	0	46	5	100	46	5	100
	<b>TOTALS</b>	<b>12</b>	<b>A/</b>	<b>\$41</b>	<b>823</b>	<b>\$295</b>	<b>\$358</b>	<b>687</b>	<b>\$405</b>	<b>\$590</b>	<b>1,522</b>	<b>\$701</b>	<b>\$460</b>
<b>All</b>													
	\$0 - \$4,000	229	\$9	\$41	98	\$19	\$192	95	\$22	\$227	422	\$50	\$118
	4,001 - 8,000	251	19	75	169	84	497	148	90	607	568	193	339
	8,001 - 12,000	47	1	17	202	115	570	183	170	928	432	286	661
	12,001 - 16,000	0	0	0	210	100	477	D/	164	D/	D/	264	D/
	16,001 - 20,000	0	0	0	209	66	314	221	135	611	430	201	467
	20,001 - 24,000	0	0	0	214	38	179	182	74	408	396	112	284
	24,001 - 28,000	0	0	0	D/	5	D/	D/	43	D/	272	48	177
	28,001 and Over	0	0	0	D/	A/	D/	146	13	88	D/	13	D/
	<b>TOTALS</b>	<b>527</b>	<b>\$29</b>	<b>\$55</b>	<b>1,193</b>	<b>\$427</b>	<b>\$358</b>	<b>1,351</b>	<b>\$710</b>	<b>\$526</b>	<b>3,071</b>	<b>\$1,166</b>	<b>\$380</b>

\* Includes Married Filing Separate status.

A/ Amount is less than \$500.

D/ Tax Law prohibits the disclosure of individual taxpayer information.

# Greene County

Filing Status	Earned Income	Number of Qualifying Children									Total			
		None			One			More than One			#	Credits (000's)	Avg. Credit	
		#	Credits (000's)	Avg. Credit	#	Credits (000's)	Avg. Credit	#	Credits (000's)	Avg. Credit				
<b>Single</b>														
	\$0 - \$4,000	142	\$6	\$39	10	\$2	\$176	9	\$2	\$212	161	\$9	\$58	
	4,001 - 8,000	211	15	73	27	13	486	5	3	568	243	31	129	
	8,001 - 12,000	30	1	18	9	5	586	7	6	891	46	12	262	
	12,001 - 16,000	0	0	0	12	7	545	8	7	900	20	14	687	
	16,001 - 20,000	0	0	0	7	3	376	5	3	651	12	6	490	
	20,001 - 24,000	0	0	0	D/	1	D/	D/	1	D/	7	2	293	
	24,001 - 28,000	0	0	0	D/	A/	D/	D/	A/	D/	3	A/	109	
	28,001 and Over	0	0	0	0	0	0	0	0	0	0	0	0	
	<b>TOTALS</b>	<b>383</b>	<b>\$22</b>	<b>\$56</b>	<b>72</b>	<b>\$31</b>	<b>\$424</b>	<b>37</b>	<b>\$23</b>	<b>\$611</b>	<b>492</b>	<b>\$75</b>	<b>\$152</b>	
<b>Married Filing Joint</b>														
	\$0 - \$4,000	D/	\$1	D/	7	\$1	\$180	D/	\$4	D/	48	\$7	\$138	
	4,001 - 8,000	D/	3	D/	29	15	515	D/	16	D/	104	34	328	
	8,001 - 12,000	16	A/	22	24	11	456	58	54	932	98	65	667	
	12,001 - 16,000	0	0	0	34	16	465	58	51	873	92	66	722	
	16,001 - 20,000	0	0	0	35	9	271	47	28	602	82	38	461	
	20,001 - 24,000	0	0	0	D/	6	D/	D/	36	D/	129	42	327	
	24,001 - 28,000	0	0	0	D/	2	D/	D/	16	D/	97	18	184	
	28,001 and Over	0	0	0	0	0	0	63	6	90	63	6	90	
	<b>TOTALS</b>	<b>86</b>	<b>\$4</b>	<b>\$49</b>	<b>197</b>	<b>\$60</b>	<b>\$305</b>	<b>430</b>	<b>\$212</b>	<b>\$492</b>	<b>713</b>	<b>\$276</b>	<b>\$387</b>	
<b>Head of Household*</b>														
	\$0 - \$4,000	D/	A/	D/	73	\$15	\$208	D/	\$11	D/	122	\$26	\$217	
	4,001 - 8,000	D/	A/	D/	94	49	519	D/	47	D/	176	96	545	
	8,001 - 12,000	5	A/	25	101	59	586	97	89	922	203	149	733	
	12,001 - 16,000	0	0	0	112	54	479	104	87	834	216	140	650	
	16,001 - 20,000	0	0	0	113	35	307	77	47	608	190	82	429	
	20,001 - 24,000	0	0	0	123	23	184	72	32	442	195	54	279	
	24,001 - 28,000	0	0	0	67	4	58	58	16	280	125	20	161	
	28,001 and Over	0	0	0	0	0	0	29	3	99	29	3	99	
	<b>TOTALS</b>	<b>11</b>	<b>A/</b>	<b>\$44</b>	<b>683</b>	<b>\$238</b>	<b>\$349</b>	<b>562</b>	<b>\$332</b>	<b>\$591</b>	<b>1,256</b>	<b>\$570</b>	<b>\$454</b>	
<b>All</b>														
	\$0 - \$4,000	170	\$7	\$40	90	\$18	\$202	71	\$17	\$244	331	\$42	\$128	
	4,001 - 8,000	259	18	71	150	77	513	114	66	579	523	161	308	
	8,001 - 12,000	51	1	20	134	75	562	162	150	924	347	226	652	
	12,001 - 16,000	0	0	0	158	76	481	170	145	851	328	221	673	
	16,001 - 20,000	0	0	0	155	47	302	129	78	608	284	125	441	
	20,001 - 24,000	0	0	0	168	30	179	163	69	422	331	99	298	
	24,001 - 28,000	0	0	0	97	5	56	128	33	257	225	38	170	
	28,001 and Over	0	0	0	0	0	0	92	9	93	92	9	93	
	<b>TOTALS</b>	<b>480</b>	<b>\$26</b>	<b>\$55</b>	<b>952</b>	<b>\$329</b>	<b>\$345</b>	<b>1,029</b>	<b>\$566</b>	<b>\$550</b>	<b>2,461</b>	<b>\$921</b>	<b>\$374</b>	

\* Includes Married Filing Separate status.

A/ Amount is less than \$500.

D/ Tax Law prohibits the disclosure of individual taxpayer information.

# Hamilton County

Filing Status	Earned Income	Number of Qualifying Children									Total			
		None			One			More than One			#	Credits (000's)	Avg. Credit	
		#	Credits (000's)	Avg. Credit	#	Credits (000's)	Avg. Credit	#	Credits (000's)	Avg. Credit				
<b>Single</b>														
	\$0 - \$4,000	D/	\$1	D/	0	\$0	\$0	D/	A/	D/	25	\$1	\$53	
	4,001 - 8,000	D/	2	D/	0	0	0	D/	1	D/	33	3	87	
	8,001 - 12,000	D/	A/	D/	D/	1	D/	0	0	0	3	1	190	
	12,001 - 16,000	0	0	0	D/	A/	D/	D/	1	D/	D/	1	D/	
	16,001 - 20,000	0	0	0	D/	A/	D/	0	0	0	D/	A/	D/	
	20,001 - 24,000	0	0	0	D/	A/	D/	0	0	0	D/	A/	D/	
	24,001 - 28,000	0	0	0	0	0	0	0	0	0	0	0	0	
	28,001 and Over	0	0	0	0	0	0	0	0	0	0	0	0	
	TOTALS	58	\$3	\$57	D/	\$2	D/	D/	\$1	D/	65	\$6	\$98	
<b>Married Filing Joint</b>														
	\$0 - \$4,000	D/	A/	D/	D/	A/	D/	D/	A/	D/	3	\$1	\$181	
	4,001 - 8,000	D/	A/	D/	D/	2	D/	D/	1	D/	10	3	348	
	8,001 - 12,000	D/	A/	D/	D/	1	D/	5	4	706	9	4	466	
	12,001 - 16,000	0	0	0	D/	3	D/	D/	5	D/	D/	7	D/	
	16,001 - 20,000	0	0	0	D/	1	D/	5	3	615	D/	4	D/	
	20,001 - 24,000	0	0	0	D/	1	D/	14	5	377	D/	6	D/	
	24,001 - 28,000	0	0	0	3	A/	D/	15	4	248	18	4	213	
	28,001 and Over	0	0	0	0	0	D/	12	1	107	12	1	107	
	TOTALS	7	A/	\$47	26	\$8	\$309	60	\$23	\$378	93	\$31	\$334	
<b>Head of Household*</b>														
	\$0 - \$4,000	0	\$0	\$0	D/	\$1	D/	D/	\$1	D/	9	\$2	\$223	
	4,001 - 8,000	0	0	0	D/	4	D/	D/	2	D/	13	7	506	
	8,001 - 12,000	0	0	0	10	6	576	4	4	1,002	14	10	697	
	12,001 - 16,000	0	0	0	10	5	456	9	8	852	19	12	644	
	16,001 - 20,000	0	0	0	10	4	358	4	3	669	14	6	447	
	20,001 - 24,000	0	0	0	9	2	183	3	1	451	12	3	250	
	24,001 - 28,000	0	0	0	3	A/	45	5	1	236	8	1	164	
	28,001 and Over	0	0	0	0	0	0	3	A/	58	3	A/	58	
	TOTALS	0	\$0	\$0	D/	\$21	D/	D/	\$20	D/	92	\$41	\$449	
<b>All</b>														
	\$0 - \$4,000	25	\$1	\$40	7	\$2	\$244	5	\$1	\$235	37	\$4	\$105	
	4,001 - 8,000	36	3	72	12	6	532	8	4	494	56	13	231	
	8,001 - 12,000	4	A/	10	13	7	534	9	8	837	26	15	559	
	12,001 - 16,000	0	0	0	18	8	440	16	13	801	34	21	610	
	16,001 - 20,000	0	0	0	15	5	331	9	6	639	24	11	447	
	20,001 - 24,000	0	0	0	15	3	182	17	7	390	32	9	293	
	24,001 - 28,000	0	0	0	6	A/	41	20	5	245	26	5	198	
	28,001 and Over	0	0	0	0	0	0	15	1	97	15	1	97	
	TOTALS	65	\$4	\$56	86	\$31	\$359	99	\$44	\$447	250	\$79	\$315	

\* Includes Married Filing Separate status.

A/ Amount is less than \$500.

D/ Tax Law prohibits the disclosure of individual taxpayer information.

# Herkimer County

Filing Status	Earned Income	Number of Qualifying Children									Total		
		None			One			More than One			#	Credits (000's)	Avg. Credit
		#	Credits (000's)	Avg. Credit	#	Credits (000's)	Avg. Credit	#	Credits (000's)	Avg. Credit			
<b>Single</b>													
	\$0 - \$4,000	184	\$8	\$42	37	\$8	\$212	26	\$5	\$209	247	\$21	\$85
	4,001 - 8,000	246	18	74	51	25	488	28	18	649	325	61	189
	8,001 - 12,000	38	1	18	27	15	550	20	18	914	85	34	398
	12,001 - 16,000	0	0	0	19	10	502	8	7	871	27	17	611
	16,001 - 20,000	0	0	0	17	6	342	5	3	651	22	9	412
	20,001 - 24,000	0	0	0	D/	1	D/	3	1	479	D/	3	D/
	24,001 - 28,000	0	0	0	D/	A/	D/	0	0	0	D/	A/	D/
	28,001 and Over	0	0	0	0	0	0	3	A/	134	3	A/	134
	<b>TOTALS</b>	<b>468</b>	<b>\$27</b>	<b>\$57</b>	<b>159</b>	<b>\$64</b>	<b>\$404</b>	<b>93</b>	<b>\$54</b>	<b>\$580</b>	<b>720</b>	<b>\$145</b>	<b>\$201</b>
<b>Married Filing Joint</b>													
	\$0 - \$4,000	38	\$1	\$32	15	\$2	\$145	23	\$6	\$241	76	\$9	\$117
	4,001 - 8,000	49	3	59	37	19	512	46	27	580	132	49	368
	8,001 - 12,000	19	1	29	42	23	538	103	91	882	164	114	695
	12,001 - 16,000	0	0	0	64	33	510	118	96	815	182	129	708
	16,001 - 20,000	0	0	0	73	23	313	138	86	623	211	109	515
	20,001 - 24,000	0	0	0	D/	12	D/	143	58	405	D/	70	D/
	24,001 - 28,000	0	0	0	D/	2	D/	144	32	224	D/	35	D/
	28,001 and Over	0	0	0	0	0	0	119	10	81	119	10	81
	<b>TOTALS</b>	<b>106</b>	<b>\$5</b>	<b>\$44</b>	<b>353</b>	<b>\$114</b>	<b>\$322</b>	<b>834</b>	<b>\$405</b>	<b>\$486</b>	<b>1,293</b>	<b>\$523</b>	<b>\$405</b>
<b>Head of Household*</b>													
	\$0 - \$4,000	7	A/	\$48	76	\$15	\$200	42	\$10	\$246	125	\$26	\$207
	4,001 - 8,000	5	A/	62	141	72	508	81	49	600	227	121	531
	8,001 - 12,000	6	A/	21	147	85	577	147	136	923	300	221	735
	12,001 - 16,000	0	0	0	189	91	484	168	142	846	357	234	654
	16,001 - 20,000	0	0	0	246	80	327	186	120	644	432	200	463
	20,001 - 24,000	0	0	0	164	29	179	128	58	451	292	87	298
	24,001 - 28,000	0	0	0	73	4	52	83	20	246	156	24	155
	28,001 and Over	0	0	0	0	0	0	48	5	96	48	5	96
	<b>TOTALS</b>	<b>18</b>	<b>\$1</b>	<b>\$43</b>	<b>1,036</b>	<b>\$377</b>	<b>\$364</b>	<b>883</b>	<b>\$539</b>	<b>\$611</b>	<b>1,937</b>	<b>\$917</b>	<b>\$473</b>
<b>All</b>													
	\$0 - \$4,000	229	\$9	\$40	128	\$25	\$197	91	\$21	\$234	448	\$56	\$124
	4,001 - 8,000	300	21	71	229	115	504	155	93	603	684	230	337
	8,001 - 12,000	63	1	22	216	122	566	270	245	907	549	368	671
	12,001 - 16,000	0	0	0	272	134	491	294	245	834	566	379	670
	16,001 - 20,000	0	0	0	336	109	325	329	209	635	665	318	478
	20,001 - 24,000	0	0	0	251	43	171	274	117	427	525	160	304
	24,001 - 28,000	0	0	0	116	6	52	227	53	232	343	59	171
	28,001 and Over	0	0	0	0	0	0	170	15	86	170	15	86
	<b>TOTALS</b>	<b>592</b>	<b>\$32</b>	<b>\$54</b>	<b>1,548</b>	<b>\$554</b>	<b>\$358</b>	<b>1,810</b>	<b>\$998</b>	<b>\$551</b>	<b>3,950</b>	<b>\$1,585</b>	<b>\$401</b>

\* Includes Married Filing Separate status.

A/ Amount is less than \$500.

D/ Tax Law prohibits the disclosure of individual taxpayer information.

# Jefferson County

Filing Status	Earned Income	Number of Qualifying Children									Total		
		None			One			More than One			#	Credits (000's)	Avg. Credit
		#	Credits (000's)	Avg. Credit	#	Credits (000's)	Avg. Credit	#	Credits (000's)	Avg. Credit			
<b>Single</b>													
	\$0 - \$4,000	333	\$13	\$40	66	\$14	\$213	53	\$11	\$216	452	\$39	\$86
	4,001 - 8,000	374	27	71	85	41	481	47	26	556	506	94	185
	8,001 - 12,000	51	1	21	42	24	573	35	32	908	128	57	444
	12,001 - 16,000	0	0	0	19	9	481	12	11	898	31	20	642
	16,001 - 20,000	0	0	0	13	5	376	7	5	713	20	10	494
	20,001 - 24,000	0	0	0	8	2	233	5	2	466	13	4	323
	24,001 - 28,000	0	0	0	4	A/	97	D/	1	D/	D/	1	D/
	28,001 and Over	0	0	0	0	0	0	D/	A/	D/	D/	A/	D/
	<b>TOTALS</b>	<b>758</b>	<b>\$41</b>	<b>\$54</b>	<b>237</b>	<b>\$95</b>	<b>\$402</b>	<b>163</b>	<b>\$89</b>	<b>\$543</b>	<b>1,158</b>	<b>\$225</b>	<b>\$194</b>
<b>Married Filing Joint</b>													
	\$0 - \$4,000	53	\$2	\$36	31	\$6	\$183	45	\$10	\$214	129	\$17	\$133
	4,001 - 8,000	55	3	59	60	29	477	109	67	611	224	98	439
	8,001 - 12,000	39	1	24	72	40	553	167	150	899	278	191	686
	12,001 - 16,000	0	0	0	102	47	457	181	152	840	283	199	702
	16,001 - 20,000	0	0	0	116	33	281	213	124	580	329	156	475
	20,001 - 24,000	0	0	0	102	17	168	218	84	384	320	101	315
	24,001 - 28,000	0	0	0	67	3	40	208	45	215	275	47	172
	28,001 and Over	0	0	0	0	0	0	164	13	81	164	13	81
	<b>TOTALS</b>	<b>147</b>	<b>\$6</b>	<b>\$42</b>	<b>550</b>	<b>\$173</b>	<b>\$315</b>	<b>1,305</b>	<b>\$644</b>	<b>\$493</b>	<b>2,002</b>	<b>\$823</b>	<b>\$411</b>
<b>Head of Household*</b>													
	\$0 - \$4,000	8	A/	\$49	127	\$26	\$203	85	\$18	\$212	220	\$44	\$201
	4,001 - 8,000	8	A/	56	228	116	510	184	108	587	420	225	535
	8,001 - 12,000	14	A/	27	321	184	574	281	261	930	616	446	724
	12,001 - 16,000	0	0	0	337	159	471	235	205	873	572	364	636
	16,001 - 20,000	0	0	0	271	86	317	197	118	599	468	204	436
	20,001 - 24,000	0	0	0	201	36	179	164	72	440	365	108	296
	24,001 - 28,000	0	0	0	95	5	54	D/	25	D/	D/	30	D/
	28,001 and Over	0	0	0	0	0	0	D/	6	D/	D/	6	D/
	<b>TOTALS</b>	<b>30</b>	<b>\$1</b>	<b>\$41</b>	<b>1,580</b>	<b>\$612</b>	<b>\$387</b>	<b>1,316</b>	<b>\$814</b>	<b>\$618</b>	<b>2,926</b>	<b>\$1,427</b>	<b>\$488</b>
<b>All</b>													
	\$0 - \$4,000	394	\$16	\$40	224	\$45	\$203	183	\$39	\$214	801	\$100	\$125
	4,001 - 8,000	437	30	69	373	186	498	340	201	590	1,150	417	363
	8,001 - 12,000	104	2	23	435	248	570	483	443	917	1,022	694	679
	12,001 - 16,000	0	0	0	458	214	468	428	368	860	886	582	657
	16,001 - 20,000	0	0	0	400	124	309	417	246	591	817	370	453
	20,001 - 24,000	0	0	0	311	55	177	387	158	409	698	213	306
	24,001 - 28,000	0	0	0	166	8	50	313	70	225	479	79	164
	28,001 and Over	0	0	0	0	0	0	233	20	85	233	20	85
	<b>TOTALS</b>	<b>935</b>	<b>\$48</b>	<b>\$52</b>	<b>2,367</b>	<b>\$881</b>	<b>\$372</b>	<b>2,784</b>	<b>\$1,546</b>	<b>\$555</b>	<b>6,086</b>	<b>\$2,475</b>	<b>\$407</b>

\* Includes Married Filing Separate status.

A/ Amount is less than \$500.

D/ Tax Law prohibits the disclosure of individual taxpayer information.

# Lewis County

Filing Status	Earned Income	Number of Qualifying Children									Total			
		None			One			More than One			#	Credits (000's)	Avg. Credit	
		#	Credits (000's)	Avg. Credit	#	Credits (000's)	Avg. Credit	#	Credits (000's)	Avg. Credit				
<b>Single</b>														
	\$0 - \$4,000	86	\$3	\$37	12	\$2	\$172	6	\$1	\$196	104	\$6	\$62	
	4,001 - 8,000	86	7	78	12	6	480	19	12	611	117	24	206	
	8,001 - 12,000	18	A/	21	D/	5	D/	D/	D/	D/	28	7	244	
	12,001 - 16,000	0	0	0	10	5	478	D/	D/	D/	D/	6	D/	
	16,001 - 20,000	0	0	0	D/	1	D/	D/	D/	D/	3	1	465	
	20,001 - 24,000	0	0	0	D/	A/	D/	0	0	0	D/	A/	D/	
	24,001 - 28,000	0	0	0	0	0	0	0	0	0	0	0	0	
	28,001 and Over	0	0	0	0	0	0	0	0	0	0	0	0	
	<b>TOTALS</b>	<b>190</b>	<b>\$10</b>	<b>\$54</b>	<b>45</b>	<b>\$18</b>	<b>\$402</b>	<b>29</b>	<b>\$16</b>	<b>\$557</b>	<b>264</b>	<b>\$45</b>	<b>\$169</b>	
<b>Married Filing Joint</b>														
	\$0 - \$4,000	D/	\$1	D/	12	\$2	\$127	D/	\$4	D/	57	\$7	\$115	
	4,001 - 8,000	D/	2	D/	16	7	421	D/	21	D/	71	29	411	
	8,001 - 12,000	10	A/	28	D/	12	D/	D/	58	D/	97	70	723	
	12,001 - 16,000	0	0	0	32	16	494	D/	69	D/	D/	84	D/	
	16,001 - 20,000	0	0	0	D/	8	D/	D/	41	D/	97	49	501	
	20,001 - 24,000	0	0	0	D/	3	D/	68	26	388	D/	29	D/	
	24,001 - 28,000	0	0	0	22	1	61	82	18	215	104	19	183	
	28,001 and Over	0	0	0	0	0	0	63	4	71	63	4	71	
	<b>TOTALS</b>	<b>60</b>	<b>\$3</b>	<b>\$49</b>	<b>153</b>	<b>\$47</b>	<b>\$310</b>	<b>482</b>	<b>\$241</b>	<b>\$500</b>	<b>695</b>	<b>\$291</b>	<b>\$419</b>	
<b>Head of Household*</b>														
	\$0 - \$4,000	D/	A/	D/	27	\$5	\$198	D/	\$5	D/	49	\$10	\$207	
	4,001 - 8,000	D/	A/	D/	68	36	525	D/	17	D/	97	53	548	
	8,001 - 12,000	3	A/	12	57	33	585	51	48	933	111	81	730	
	12,001 - 16,000	0	0	0	61	29	469	40	34	843	101	62	617	
	16,001 - 20,000	0	0	0	46	14	310	49	30	614	95	44	467	
	20,001 - 24,000	0	0	0	51	8	160	36	15	415	87	23	266	
	24,001 - 28,000	0	0	0	24	1	57	22	6	272	46	7	160	
	28,001 and Over	0	0	0	0	0	0	10	1	109	10	1	109	
	<b>TOTALS</b>	<b>7</b>	<b>A/</b>	<b>\$27</b>	<b>334</b>	<b>\$127</b>	<b>\$380</b>	<b>255</b>	<b>\$156</b>	<b>\$610</b>	<b>596</b>	<b>\$283</b>	<b>\$474</b>	
<b>All</b>														
	\$0 - \$4,000	117	\$4	\$36	51	\$9	\$175	42	\$10	\$238	210	\$23	\$110	
	4,001 - 8,000	109	9	78	96	48	502	80	50	621	285	106	374	
	8,001 - 12,000	31	1	22	88	50	563	117	108	920	236	158	669	
	12,001 - 16,000	0	0	0	103	49	478	126	103	818	229	152	665	
	16,001 - 20,000	0	0	0	75	23	301	120	72	598	195	94	484	
	20,001 - 24,000	0	0	0	73	11	153	104	41	398	177	53	297	
	24,001 - 28,000	0	0	0	46	3	59	104	24	227	150	26	176	
	28,001 and Over	0	0	0	0	0	0	73	6	76	73	6	76	
	<b>TOTALS</b>	<b>257</b>	<b>\$13</b>	<b>\$52</b>	<b>532</b>	<b>\$192</b>	<b>\$362</b>	<b>766</b>	<b>\$413</b>	<b>\$539</b>	<b>1,555</b>	<b>\$619</b>	<b>\$398</b>	

\* Includes Married Filing Separate status.

A/ Amount is less than \$500.

D/ Tax Law prohibits the disclosure of individual taxpayer information.



# Livingston County

Filing Status	Earned Income	Number of Qualifying Children									Total		
		None			One			More than One			#	Credits (000's)	Avg. Credit
		#	Credits (000's)	Avg. Credit	#	Credits (000's)	Avg. Credit	#	Credits (000's)	Avg. Credit			
<b>Single</b>													
	\$0 - \$4,000	148	\$7	\$44	22	\$4	\$188	25	\$5	\$219	195	\$16	\$83
	4,001 - 8,000	215	16	74	38	17	452	14	8	572	267	41	154
	8,001 - 12,000	43	1	19	23	13	570	19	18	938	85	32	373
	12,001 - 16,000	0	0	0	21	10	495	7	6	917	28	17	601
	16,001 - 20,000	0	0	0	13	5	349	3	2	722	16	7	419
	20,001 - 24,000	0	0	0	5	1	200	D/	1	D/	D/	2	D/
	24,001 - 28,000	0	0	0	6	A/	58	D/	1	D/	D/	1	D/
	28,001 and Over	0	0	0	0	0	0	D/	A/	D/	D/	A/	D/
	<b>TOTALS</b>	<b>406</b>	<b>\$23</b>	<b>\$58</b>	<b>128</b>	<b>\$51</b>	<b>\$396</b>	<b>73</b>	<b>\$42</b>	<b>\$569</b>	<b>607</b>	<b>\$116</b>	<b>\$191</b>
<b>Married Filing Joint</b>													
	\$0 - \$4,000	23	\$1	\$30	16	\$3	\$180	20	\$5	\$227	59	\$8	\$138
	4,001 - 8,000	10	1	58	23	12	515	23	14	629	56	27	480
	8,001 - 12,000	17	A/	27	30	15	498	52	46	877	99	61	616
	12,001 - 16,000	0	0	0	43	20	456	79	65	828	122	85	697
	16,001 - 20,000	0	0	0	36	11	310	74	46	623	110	57	521
	20,001 - 24,000	0	0	0	46	7	155	98	36	372	144	44	303
	24,001 - 28,000	0	0	0	29	1	43	83	19	229	112	20	181
	28,001 and Over	0	0	0	0	0	0	89	7	82	89	7	82
	<b>TOTALS</b>	<b>50</b>	<b>\$2</b>	<b>\$34</b>	<b>223</b>	<b>\$69</b>	<b>\$309</b>	<b>518</b>	<b>\$239</b>	<b>\$461</b>	<b>791</b>	<b>\$309</b>	<b>\$391</b>
<b>Head of Household*</b>													
	\$0 - \$4,000	5	A/	\$40	67	\$13	\$190	53	\$12	\$220	125	\$25	\$197
	4,001 - 8,000	8	A/	59	94	48	511	79	47	594	181	95	527
	8,001 - 12,000	6	A/	26	142	81	572	121	112	925	269	193	718
	12,001 - 16,000	0	0	0	142	66	466	122	101	827	264	167	633
	16,001 - 20,000	0	0	0	147	46	312	100	63	634	247	109	443
	20,001 - 24,000	0	0	0	127	23	180	D/	39	D/	D/	62	D/
	24,001 - 28,000	0	0	0	99	5	51	D/	21	D/	D/	26	D/
	28,001 and Over	0	0	0	0	0	0	D/	4	D/	D/	4	D/
	<b>TOTALS</b>	<b>19</b>	<b>\$1</b>	<b>\$44</b>	<b>818</b>	<b>\$282</b>	<b>\$345</b>	<b>701</b>	<b>\$399</b>	<b>\$569</b>	<b>1,538</b>	<b>\$682</b>	<b>\$443</b>
<b>All</b>													
	\$0 - \$4,000	176	\$7	\$42	105	\$20	\$188	98	\$22	\$221	379	\$49	\$129
	4,001 - 8,000	233	17	73	155	77	497	116	69	598	504	164	324
	8,001 - 12,000	66	1	22	195	109	560	192	175	913	453	286	631
	12,001 - 16,000	0	0	0	206	96	467	208	173	830	414	269	650
	16,001 - 20,000	0	0	0	196	62	314	177	112	631	373	173	465
	20,001 - 24,000	0	0	0	178	31	174	195	77	394	373	108	289
	24,001 - 28,000	0	0	0	134	7	50	170	41	238	304	47	155
	28,001 and Over	0	0	0	0	0	0	136	11	81	136	11	81
	<b>TOTALS</b>	<b>475</b>	<b>\$26</b>	<b>\$55</b>	<b>1,169</b>	<b>\$402</b>	<b>\$343</b>	<b>1,292</b>	<b>\$679</b>	<b>\$526</b>	<b>2,936</b>	<b>\$1,107</b>	<b>\$377</b>

\* Includes Married Filing Separate status.

A/ Amount is less than \$500.

D/ Tax Law prohibits the disclosure of individual taxpayer information.

# Madison County

Filing Status	Earned Income	Number of Qualifying Children									Total			
		None			One			More than One			#	Credits (000's)	Avg. Credit	
		#	Credits (000's)	Avg. Credit	#	Credits (000's)	Avg. Credit	#	Credits (000's)	Avg. Credit				
<b>Single</b>														
	\$0 - \$4,000	195	\$8	\$42	32	\$6	\$198	25	\$6	\$240	252	\$21	\$81	
	4,001 - 8,000	255	19	75	57	28	487	34	20	588	346	67	194	
	8,001 - 12,000	40	1	20	30	17	572	39	36	928	109	54	497	
	12,001 - 16,000	0	0	0	22	11	515	16	14	903	38	26	678	
	16,001 - 20,000	0	0	0	14	5	347	9	6	671	23	11	474	
	20,001 - 24,000	0	0	0	15	3	205	D/	1	D/	D/	4	D/	
	24,001 - 28,000	0	0	0	5	A/	58	D/	1	D/	D/	1	D/	
	28,001 and Over	0	0	0	0	0	0	D/	A/	D/	D/	A/	D/	
	<b>TOTALS</b>	<b>490</b>	<b>\$28</b>	<b>\$58</b>	<b>175</b>	<b>\$71</b>	<b>\$405</b>	<b>127</b>	<b>\$84</b>	<b>\$660</b>	<b>792</b>	<b>\$183</b>	<b>\$231</b>	
<b>Married Filing Joint</b>														
	\$0 - \$4,000	D/	\$1	D/	20	\$4	\$177	D/	\$3	D/	78	\$8	\$107	
	4,001 - 8,000	33	2	64	33	16	474	45	26	581	111	44	396	
	8,001 - 12,000	D/	1	D/	38	20	538	D/	74	D/	145	95	656	
	12,001 - 16,000	0	0	0	53	25	475	89	76	849	142	101	709	
	16,001 - 20,000	0	0	0	56	16	287	110	64	578	166	80	480	
	20,001 - 24,000	0	0	0	53	8	150	137	55	400	190	63	330	
	24,001 - 28,000	0	0	0	38	2	51	154	35	226	192	37	191	
	28,001 and Over	0	0	0	0	0	0	96	8	83	96	8	83	
	<b>TOTALS</b>	<b>99</b>	<b>\$4</b>	<b>\$42</b>	<b>291</b>	<b>\$91</b>	<b>\$312</b>	<b>730</b>	<b>\$340</b>	<b>\$466</b>	<b>1,120</b>	<b>\$435</b>	<b>\$389</b>	
<b>Head of Household*</b>														
	\$0 - \$4,000	D/	A/	D/	51	\$10	\$186	D/	\$12	D/	102	\$21	\$209	
	4,001 - 8,000	5	A/	57	123	62	503	56	35	628	184	97	529	
	8,001 - 12,000	D/	A/	D/	132	75	571	D/	118	D/	261	193	740	
	12,001 - 16,000	0	0	0	191	89	466	114	95	835	305	184	604	
	16,001 - 20,000	0	0	0	175	53	306	126	80	633	301	133	442	
	20,001 - 24,000	0	0	0	181	31	174	D/	51	D/	D/	82	D/	
	24,001 - 28,000	0	0	0	96	5	56	D/	22	D/	D/	27	D/	
	28,001 and Over	0	0	0	0	0	0	D/	6	D/	D/	6	D/	
	<b>TOTALS</b>	<b>11</b>	<b>\$1</b>	<b>\$51</b>	<b>949</b>	<b>\$326</b>	<b>\$344</b>	<b>732</b>	<b>\$418</b>	<b>\$571</b>	<b>1,692</b>	<b>\$745</b>	<b>\$440</b>	
<b>All</b>														
	\$0 - \$4,000	240	\$10	\$41	103	\$19	\$188	89	\$21	\$236	432	\$50	\$116	
	4,001 - 8,000	293	22	74	213	105	494	135	81	602	641	208	325	
	8,001 - 12,000	67	1	22	200	113	565	248	228	919	515	343	665	
	12,001 - 16,000	0	0	0	266	126	472	219	185	846	485	311	641	
	16,001 - 20,000	0	0	0	245	74	304	245	149	610	490	224	457	
	20,001 - 24,000	0	0	0	249	42	171	251	106	422	500	148	297	
	24,001 - 28,000	0	0	0	139	8	55	240	57	238	379	65	171	
	28,001 and Over	0	0	0	0	0	0	162	14	89	162	14	89	
	<b>TOTALS</b>	<b>600</b>	<b>\$33</b>	<b>\$55</b>	<b>1,415</b>	<b>\$488</b>	<b>\$345</b>	<b>1,589</b>	<b>\$842</b>	<b>\$530</b>	<b>3,604</b>	<b>\$1,363</b>	<b>\$378</b>	

\* Includes Married Filing Separate status.

A/ Amount is less than \$500.

D/ Tax Law prohibits the disclosure of individual taxpayer information.

# Monroe County

Filing Status	Earned Income	Number of Qualifying Children									Total		
		None			One			More than One			#	Credits (000's)	Avg. Credit
		#	Credits (000's)	Avg. Credit	#	Credits (000's)	Avg. Credit	#	Credits (000's)	Avg. Credit			
<b>Single</b>													
	\$0 - \$4,000	2,248	\$93	\$41	702	\$134	\$191	609	\$133	\$218	3,559	\$360	\$101
	4,001 - 8,000	2,905	219	75	616	301	488	566	327	578	4,087	846	207
	8,001 - 12,000	439	9	20	309	174	562	286	261	912	1,034	443	429
	12,001 - 16,000	0	0	0	189	96	508	130	117	898	319	213	667
	16,001 - 20,000	0	0	0	150	54	360	86	59	681	236	113	477
	20,001 - 24,000	0	0	0	115	24	208	54	26	484	169	50	296
	24,001 - 28,000	0	0	0	61	4	66	29	8	287	90	12	137
	28,001 and Over	0	0	0	0	0	0	23	3	136	23	3	136
	<b>TOTALS</b>	<b>5,592</b>	<b>\$320</b>	<b>\$57</b>	<b>2,142</b>	<b>\$786</b>	<b>\$367</b>	<b>1,783</b>	<b>\$934</b>	<b>\$524</b>	<b>9,517</b>	<b>\$2,040</b>	<b>\$214</b>
<b>Married Filing Joint</b>													
	\$0 - \$4,000	128	\$5	\$36	D/	\$19	D/	D/	\$32	D/	375	\$56	\$149
	4,001 - 8,000	169	12	72	151	76	507	210	122	581	530	211	397
	8,001 - 12,000	91	2	24	205	113	553	394	355	902	690	471	683
	12,001 - 16,000	0	0	0	231	108	469	439	374	852	670	482	720
	16,001 - 20,000	0	0	0	266	75	282	531	323	608	797	398	499
	20,001 - 24,000	0	0	0	326	51	155	656	260	396	982	311	316
	24,001 - 28,000	0	0	0	218	10	47	643	146	226	861	156	181
	28,001 and Over	0	0	0	D/	A/	D/	D/	39	D/	513	39	77
	<b>TOTALS</b>	<b>388</b>	<b>\$19</b>	<b>\$49</b>	<b>1,500</b>	<b>\$453</b>	<b>\$302</b>	<b>3,530</b>	<b>\$1,651</b>	<b>\$468</b>	<b>5,418</b>	<b>\$2,123</b>	<b>\$392</b>
<b>Head of Household*</b>													
	\$0 - \$4,000	73	\$3	\$39	D/	\$181	D/	D/	\$223	D/	1,906	\$406	\$213
	4,001 - 8,000	102	7	68	1,632	817	500	1,600	971	607	3,334	1,795	538
	8,001 - 12,000	91	2	27	1,903	1,104	580	2,231	2,069	927	4,225	3,176	752
	12,001 - 16,000	0	0	0	2,088	990	474	2,164	1,877	867	4,252	2,867	674
	16,001 - 20,000	0	0	0	2,173	691	318	2,188	1,380	631	4,361	2,071	475
	20,001 - 24,000	0	0	0	1,884	333	177	1,688	741	439	3,572	1,074	301
	24,001 - 28,000	0	0	0	1,083	60	56	1,324	341	258	2,407	401	167
	28,001 and Over	0	0	0	D/	A/	D/	D/	68	D/	720	68	95
	<b>TOTALS</b>	<b>266</b>	<b>\$12</b>	<b>\$46</b>	<b>11,673</b>	<b>\$4,177</b>	<b>\$358</b>	<b>12,838</b>	<b>\$7,669</b>	<b>\$597</b>	<b>24,777</b>	<b>\$11,858</b>	<b>\$479</b>
<b>All</b>													
	\$0 - \$4,000	2,449	\$100	\$41	D/	\$333	D/	D/	\$388	D/	5,840	\$822	\$141
	4,001 - 8,000	3,176	238	75	2,399	1,194	498	2,376	1,420	598	7,951	2,851	359
	8,001 - 12,000	621	13	22	2,417	1,391	576	2,911	2,685	922	5,949	4,090	687
	12,001 - 16,000	0	0	0	2,508	1,194	476	2,733	2,367	866	5,241	3,562	680
	16,001 - 20,000	0	0	0	2,589	820	317	2,805	1,761	628	5,394	2,582	479
	20,001 - 24,000	0	0	0	2,325	408	175	2,398	1,027	428	4,723	1,435	304
	24,001 - 28,000	0	0	0	1,362	74	55	1,996	495	248	3,358	569	170
	28,001 and Over	0	0	0	D/	A/	D/	D/	111	D/	1,256	111	88
	<b>TOTALS</b>	<b>6,246</b>	<b>\$352</b>	<b>\$56</b>	<b>15,315</b>	<b>\$5,416</b>	<b>\$354</b>	<b>18,151</b>	<b>\$10,254</b>	<b>\$565</b>	<b>39,712</b>	<b>\$16,021</b>	<b>\$403</b>

\* Includes Married Filing Separate status.

A/ Amount is less than \$500.

D/ Tax Law prohibits the disclosure of individual taxpayer information.

# Montgomery County

Filing Status	Earned Income	Number of Qualifying Children									Total		
		None			One			More than One			#	Credits (000's)	Avg. Credit
		#	Credits (000's)	Avg. Credit	#	Credits (000's)	Avg. Credit	#	Credits (000's)	Avg. Credit			
<b>Single</b>													
	\$0 - \$4,000	176	\$8	\$43	12	\$2	\$130	5	\$1	\$231	193	\$10	\$53
	4,001 - 8,000	186	14	76	19	10	518	15	9	572	220	33	148
	8,001 - 12,000	36	1	16	14	8	569	10	9	922	60	18	296
	12,001 - 16,000	0	0	0	17	9	508	3	3	932	20	11	572
	16,001 - 20,000	0	0	0	11	4	375	3	2	695	14	6	444
	20,001 - 24,000	0	0	0	D/	1	D/	D/	1	D/	5	2	320
	24,001 - 28,000	0	0	0	D/	A/	D/	D/	A/	D/	3	A/	138
	28,001 and Over	0	0	0	0	0	0	0	0	0	0	0	0
	<b>TOTALS</b>	<b>398</b>	<b>\$22</b>	<b>\$56</b>	<b>78</b>	<b>\$33</b>	<b>\$422</b>	<b>39</b>	<b>\$25</b>	<b>\$643</b>	<b>515</b>	<b>\$80</b>	<b>\$156</b>
<b>Married Filing Joint</b>													
	\$0 - \$4,000	20	\$1	\$39	16	\$2	\$147	22	\$6	\$266	58	\$9	\$155
	4,001 - 8,000	26	2	68	37	19	506	39	23	580	102	43	423
	8,001 - 12,000	10	A/	26	22	12	551	73	66	908	105	79	749
	12,001 - 16,000	0	0	0	29	14	472	72	59	826	101	73	724
	16,001 - 20,000	0	0	0	41	12	292	111	63	565	152	75	491
	20,001 - 24,000	0	0	0	D/	6	D/	D/	37	D/	139	42	305
	24,001 - 28,000	0	0	0	D/	1	D/	D/	22	D/	119	23	192
	28,001 and Over	0	0	0	0	0	0	78	6	77	78	6	77
	<b>TOTALS</b>	<b>56</b>	<b>\$3</b>	<b>\$50</b>	<b>212</b>	<b>\$66</b>	<b>\$310</b>	<b>586</b>	<b>\$281</b>	<b>\$480</b>	<b>854</b>	<b>\$350</b>	<b>\$410</b>
<b>Head of Household*</b>													
	\$0 - \$4,000	7	A/	\$51	89	\$17	\$189	80	\$20	\$251	176	\$37	\$212
	4,001 - 8,000	10	1	68	139	70	506	122	73	596	271	144	530
	8,001 - 12,000	3	A/	23	174	102	584	133	123	922	310	224	723
	12,001 - 16,000	0	0	0	193	90	464	158	136	860	351	225	642
	16,001 - 20,000	0	0	0	203	66	324	163	102	626	366	168	458
	20,001 - 24,000	0	0	0	184	32	175	127	55	435	311	87	281
	24,001 - 28,000	0	0	0	99	6	61	73	19	261	172	25	146
	28,001 and Over	0	0	0	0	0	0	40	4	94	40	4	94
	<b>TOTALS</b>	<b>20</b>	<b>\$1</b>	<b>\$55</b>	<b>1,081</b>	<b>\$382</b>	<b>\$354</b>	<b>896</b>	<b>\$531</b>	<b>\$593</b>	<b>1,997</b>	<b>\$915</b>	<b>\$458</b>
<b>All</b>													
	\$0 - \$4,000	203	\$9	\$43	117	\$21	\$177	107	\$27	\$253	427	\$56	\$132
	4,001 - 8,000	222	17	75	195	99	507	176	104	590	593	219	370
	8,001 - 12,000	49	1	19	210	122	579	216	198	917	475	321	675
	12,001 - 16,000	0	0	0	239	112	468	233	198	851	472	310	657
	16,001 - 20,000	0	0	0	255	82	321	277	167	602	532	249	467
	20,001 - 24,000	0	0	0	228	38	169	227	93	409	455	131	289
	24,001 - 28,000	0	0	0	127	7	58	167	41	245	294	48	164
	28,001 and Over	0	0	0	0	0	0	118	10	83	118	10	83
	<b>TOTALS</b>	<b>474</b>	<b>\$26</b>	<b>\$55</b>	<b>1,371</b>	<b>\$481</b>	<b>\$351</b>	<b>1,521</b>	<b>\$838</b>	<b>\$551</b>	<b>3,366</b>	<b>\$1,345</b>	<b>\$399</b>

\* Includes Married Filing Separate status.

A/ Amount is less than \$500.

D/ Tax Law prohibits the disclosure of individual taxpayer information.

# Nassau County

Filing Status	Earned Income	Number of Qualifying Children									Total		
		None			One			More than One			#	Credits (000's)	Avg. Credit
		#	Credits (000's)	Avg. Credit	#	Credits (000's)	Avg. Credit	#	Credits (000's)	Avg. Credit			
<b>Single</b>													
	\$0 - \$4,000	3,187	\$144	\$45	129	\$26	\$203	22	\$5	\$249	3,338	\$176	\$53
	4,001 - 8,000	5,349	406	76	357	189	531	60	37	619	5,766	633	110
	8,001 - 12,000	754	15	20	283	162	571	126	117	928	1,163	293	252
	12,001 - 16,000	0	0	0	249	128	512	85	75	877	334	202	605
	16,001 - 20,000	0	0	0	174	63	361	43	29	683	217	92	425
	20,001 - 24,000	0	0	0	116	24	203	43	21	494	159	45	281
	24,001 - 28,000	0	0	0	D/	5	D/	D/	9	D/	93	13	145
	28,001 and Over	0	0	0	D/	A/	D/	D/	2	D/	24	2	95
	<b>TOTALS</b>	<b>9,290</b>	<b>\$565</b>	<b>\$61</b>	<b>1,373</b>	<b>\$596</b>	<b>\$434</b>	<b>431</b>	<b>\$296</b>	<b>\$686</b>	<b>11,094</b>	<b>\$1,457</b>	<b>\$131</b>
<b>Married Filing Joint</b>													
	\$0 - \$4,000	216	\$9	\$41	D/	\$19	D/	D/	\$30	D/	439	\$58	\$132
	4,001 - 8,000	340	24	72	323	169	523	277	163	589	940	357	379
	8,001 - 12,000	223	5	22	512	292	570	769	696	905	1,504	993	660
	12,001 - 16,000	0	0	0	605	304	503	904	779	862	1,509	1,083	718
	16,001 - 20,000	0	0	0	651	199	305	1,032	633	613	1,683	831	494
	20,001 - 24,000	0	0	0	623	102	163	1,151	472	410	1,774	574	323
	24,001 - 28,000	0	0	0	375	19	50	1,098	257	234	1,473	276	187
	28,001 and Over	0	0	0	D/	A/	D/	D/	70	D/	862	70	81
	<b>TOTALS</b>	<b>779</b>	<b>\$38</b>	<b>\$49</b>	<b>3,185</b>	<b>\$1,103</b>	<b>\$346</b>	<b>6,220</b>	<b>\$3,100</b>	<b>\$498</b>	<b>10,184</b>	<b>\$4,241</b>	<b>\$416</b>
<b>Head of Household*</b>													
	\$0 - \$4,000	111	\$5	\$43	D/	\$147	D/	D/	\$94	D/	1,201	\$246	\$205
	4,001 - 8,000	240	17	72	2,564	1,374	536	859	530	617	3,663	1,922	525
	8,001 - 12,000	183	4	22	2,690	1,577	586	1,872	1,762	941	4,745	3,343	704
	12,001 - 16,000	0	0	0	2,692	1,291	479	1,625	1,398	861	4,317	2,689	623
	16,001 - 20,000	0	0	0	2,368	762	322	1,488	927	623	3,856	1,689	438
	20,001 - 24,000	0	0	0	2,044	355	174	1,402	611	436	3,446	966	280
	24,001 - 28,000	0	0	0	1,444	81	56	1,275	319	250	2,719	400	147
	28,001 and Over	0	0	0	D/	A/	D/	D/	85	D/	954	85	89
	<b>TOTALS</b>	<b>534</b>	<b>\$26</b>	<b>\$49</b>	<b>14,505</b>	<b>\$5,587</b>	<b>\$385</b>	<b>9,862</b>	<b>\$5,725</b>	<b>\$581</b>	<b>24,901</b>	<b>\$11,338</b>	<b>\$455</b>
<b>All</b>													
	\$0 - \$4,000	3,514	\$158	\$45	926	\$192	\$208	538	\$130	\$241	4,978	\$480	\$96
	4,001 - 8,000	5,929	448	76	3,244	1,733	534	1,196	730	611	10,369	2,911	281
	8,001 - 12,000	1,160	24	21	3,485	2,030	583	2,767	2,575	931	7,412	4,629	625
	12,001 - 16,000	0	0	0	3,546	1,722	486	2,614	2,252	862	6,160	3,975	645
	16,001 - 20,000	0	0	0	3,193	1,023	321	2,563	1,589	620	5,756	2,612	454
	20,001 - 24,000	0	0	0	2,783	481	173	2,596	1,104	425	5,379	1,584	295
	24,001 - 28,000	0	0	0	D/	104	D/	D/	585	D/	4,285	689	161
	28,001 and Over	0	0	0	D/	A/	D/	D/	157	D/	1,840	157	85
	<b>TOTALS</b>	<b>10,603</b>	<b>\$630</b>	<b>\$59</b>	<b>19,063</b>	<b>\$7,286</b>	<b>\$382</b>	<b>16,513</b>	<b>\$9,121</b>	<b>\$552</b>	<b>46,179</b>	<b>\$17,036</b>	<b>\$369</b>

\* Includes Married Filing Separate status.

A/ Amount is less than \$500.

D/ Tax Law prohibits the disclosure of individual taxpayer information.

# Niagara County

Filing Status	Earned Income	Number of Qualifying Children									Total		
		None			One			More than One			#	Credits (000's)	Avg. Credit
		#	Credits (000's)	Avg. Credit	#	Credits (000's)	Avg. Credit	#	Credits (000's)	Avg. Credit			
<b>Single</b>													
	\$0 - \$4,000	640	\$27	\$42	83	\$17	\$206	68	\$15	\$227	791	\$59	\$75
	4,001 - 8,000	900	67	75	89	44	497	37	21	572	1,026	133	129
	8,001 - 12,000	145	3	19	59	34	569	17	15	900	221	52	233
	12,001 - 16,000	0	0	0	30	15	510	14	12	880	44	28	628
	16,001 - 20,000	0	0	0	33	12	369	12	7	607	45	19	433
	20,001 - 24,000	0	0	0	18	4	198	5	3	525	23	6	269
	24,001 - 28,000	0	0	0	D/	1	D/	D/	1	D/	19	2	112
	28,001 and Over	0	0	0	D/	A/	D/	D/	A/	D/	4	A/	122
	<b>TOTALS</b>	<b>1,685</b>	<b>\$97</b>	<b>\$57</b>	<b>326</b>	<b>\$127</b>	<b>\$388</b>	<b>162</b>	<b>\$76</b>	<b>\$469</b>	<b>2,173</b>	<b>\$299</b>	<b>\$138</b>
<b>Married Filing Joint</b>													
	\$0 - \$4,000	78	\$3	\$35	42	\$5	\$131	68	\$14	\$199	188	\$22	\$116
	4,001 - 8,000	85	6	68	83	41	499	129	78	603	297	125	420
	8,001 - 12,000	34	1	25	117	63	537	210	191	909	361	255	705
	12,001 - 16,000	0	0	0	140	64	454	246	203	826	386	267	691
	16,001 - 20,000	0	0	0	142	41	289	265	151	569	407	192	471
	20,001 - 24,000	0	0	0	139	21	153	317	121	381	456	142	312
	24,001 - 28,000	0	0	0	100	5	53	344	77	224	444	82	186
	28,001 and Over	0	0	0	0	0	0	229	18	79	229	18	79
	<b>TOTALS</b>	<b>197</b>	<b>\$9</b>	<b>\$48</b>	<b>763</b>	<b>\$241</b>	<b>\$316</b>	<b>1,808</b>	<b>\$852</b>	<b>\$471</b>	<b>2,768</b>	<b>\$1,102</b>	<b>\$398</b>
<b>Head of Household*</b>													
	\$0 - \$4,000	31	\$1	\$41	351	\$71	\$202	283	\$64	\$228	665	\$137	\$205
	4,001 - 8,000	36	2	65	577	287	498	505	304	603	1,118	594	531
	8,001 - 12,000	26	1	22	678	395	582	555	512	922	1,259	907	720
	12,001 - 16,000	0	0	0	669	315	471	546	462	847	1,215	777	640
	16,001 - 20,000	0	0	0	625	197	316	477	295	619	1,102	493	447
	20,001 - 24,000	0	0	0	506	91	180	371	159	429	877	250	285
	24,001 - 28,000	0	0	0	280	16	57	242	62	255	522	78	149
	28,001 and Over	0	0	0	0	0	0	141	13	89	141	13	89
	<b>TOTALS</b>	<b>93</b>	<b>\$4</b>	<b>\$45</b>	<b>3,686</b>	<b>\$1,372</b>	<b>\$372</b>	<b>3,120</b>	<b>\$1,872</b>	<b>\$600</b>	<b>6,899</b>	<b>\$3,248</b>	<b>\$471</b>
<b>All</b>													
	\$0 - \$4,000	749	\$31	\$41	476	\$93	\$196	419	\$93	\$223	1,644	\$218	\$132
	4,001 - 8,000	1,021	75	74	749	373	498	671	403	601	2,441	852	349
	8,001 - 12,000	205	4	20	854	491	575	782	718	918	1,841	1,213	659
	12,001 - 16,000	0	0	0	839	394	469	806	678	841	1,645	1,072	651
	16,001 - 20,000	0	0	0	800	251	313	754	453	601	1,554	704	453
	20,001 - 24,000	0	0	0	663	116	175	693	283	408	1,356	399	294
	24,001 - 28,000	0	0	0	D/	22	D/	D/	140	D/	985	162	165
	28,001 and Over	0	0	0	D/	A/	D/	D/	31	D/	374	31	83
	<b>TOTALS</b>	<b>1,975</b>	<b>\$110</b>	<b>\$56</b>	<b>4,775</b>	<b>\$1,740</b>	<b>\$364</b>	<b>5,090</b>	<b>\$2,800</b>	<b>\$550</b>	<b>11,840</b>	<b>\$4,650</b>	<b>\$393</b>

\* Includes Married Filing Separate status.

A/ Amount is less than \$500.

D/ Tax Law prohibits the disclosure of individual taxpayer information.

# Oneida County

Filing Status	Earned Income	Number of Qualifying Children									Total		
		None			One			More than One			#	Credits (000's)	Avg. Credit
		#	Credits (000's)	Avg. Credit	#	Credits (000's)	Avg. Credit	#	Credits (000's)	Avg. Credit			
<b>Single</b>													
	\$0 - \$4,000	809	\$34	\$42	185	\$37	\$202	162	\$39	\$240	1,156	\$110	\$95
	4,001 - 8,000	994	75	75	222	110	496	156	95	611	1,372	280	204
	8,001 - 12,000	118	2	20	155	89	572	162	149	921	435	240	552
	12,001 - 16,000	0	0	0	64	33	509	73	67	912	137	99	724
	16,001 - 20,000	0	0	0	57	21	368	36	25	701	93	46	497
	20,001 - 24,000	0	0	0	14	3	200	11	5	437	25	8	304
	24,001 - 28,000	0	0	0	19	1	63	9	2	275	28	4	131
	28,001 and Over	0	0	0	0	0	0	5	1	125	5	1	125
	<b>TOTALS</b>	<b>1,921</b>	<b>\$111</b>	<b>\$58</b>	<b>716</b>	<b>\$294</b>	<b>\$410</b>	<b>614</b>	<b>\$383</b>	<b>\$624</b>	<b>3,251</b>	<b>\$788</b>	<b>\$242</b>
<b>Married Filing Joint</b>													
	\$0 - \$4,000	71	\$2	\$34	60	\$11	\$185	82	\$18	\$221	213	\$32	\$149
	4,001 - 8,000	85	6	73	96	47	487	157	92	584	338	145	428
	8,001 - 12,000	53	1	23	134	76	569	282	255	905	469	333	709
	12,001 - 16,000	0	0	0	160	78	489	342	289	844	502	367	730
	16,001 - 20,000	0	0	0	188	55	295	368	223	607	556	279	502
	20,001 - 24,000	0	0	0	164	26	158	371	144	388	535	170	318
	24,001 - 28,000	0	0	0	109	5	42	369	82	223	478	87	182
	28,001 and Over	0	0	0	0	0	0	322	26	80	322	26	80
	<b>TOTALS</b>	<b>209</b>	<b>\$10</b>	<b>\$47</b>	<b>911</b>	<b>\$298</b>	<b>\$327</b>	<b>2,293</b>	<b>\$1,129</b>	<b>\$492</b>	<b>3,413</b>	<b>\$1,437</b>	<b>\$421</b>
<b>Head of Household*</b>													
	\$0 - \$4,000	21	\$1	\$37	242	\$50	\$206	216	\$50	\$229	479	\$100	\$209
	4,001 - 8,000	38	3	67	431	219	508	328	193	590	797	415	521
	8,001 - 12,000	20	A/	22	558	322	577	473	442	934	1,051	764	727
	12,001 - 16,000	0	0	0	770	365	474	630	541	858	1,400	906	647
	16,001 - 20,000	0	0	0	774	249	322	596	375	630	1,370	625	456
	20,001 - 24,000	0	0	0	633	114	179	433	190	439	1,066	304	285
	24,001 - 28,000	0	0	0	372	22	58	329	82	250	701	104	148
	28,001 and Over	0	0	0	0	0	0	171	16	93	171	16	93
	<b>TOTALS</b>	<b>79</b>	<b>\$4</b>	<b>\$48</b>	<b>3,780</b>	<b>\$1,340</b>	<b>\$355</b>	<b>3,176</b>	<b>\$1,889</b>	<b>\$595</b>	<b>7,035</b>	<b>\$3,233</b>	<b>\$460</b>
<b>All</b>													
	\$0 - \$4,000	901	\$37	\$41	487	\$98	\$202	460	\$107	\$232	1,848	\$242	\$131
	4,001 - 8,000	1,117	84	75	749	376	502	641	380	594	2,507	840	335
	8,001 - 12,000	191	4	21	847	487	575	917	846	923	1,955	1,337	684
	12,001 - 16,000	0	0	0	994	476	479	1,045	896	857	2,039	1,371	673
	16,001 - 20,000	0	0	0	1,019	326	319	1,000	624	624	2,019	950	470
	20,001 - 24,000	0	0	0	811	142	175	815	339	416	1,626	481	296
	24,001 - 28,000	0	0	0	500	27	55	707	167	236	1,207	194	161
	28,001 and Over	0	0	0	0	0	0	498	42	85	498	42	85
	<b>TOTALS</b>	<b>2,209</b>	<b>\$125</b>	<b>\$56</b>	<b>5,407</b>	<b>\$1,932</b>	<b>\$357</b>	<b>6,083</b>	<b>\$3,402</b>	<b>\$559</b>	<b>13,699</b>	<b>\$5,458</b>	<b>\$398</b>

\* Includes Married Filing Separate status.

A/ Amount is less than \$500.

# Onondaga County

Filing Status	Earned Income	Number of Qualifying Children									Total		
		None			One			More than One			#	Credits (000's)	Avg. Credit
		#	Credits (000's)	Avg. Credit	#	Credits (000's)	Avg. Credit	#	Credits (000's)	Avg. Credit			
<b>Single</b>													
	\$0 - \$4,000	1,315	\$56	\$43	425	\$82	\$193	443	\$104	\$234	2,183	\$242	\$111
	4,001 - 8,000	1,735	129	74	451	221	490	393	229	582	2,579	579	225
	8,001 - 12,000	227	5	20	203	115	569	173	156	904	603	277	459
	12,001 - 16,000	0	0	0	121	61	501	52	47	899	173	107	621
	16,001 - 20,000	0	0	0	55	20	364	28	20	709	83	40	480
	20,001 - 24,000	0	0	0	58	13	217	21	10	493	79	23	291
	24,001 - 28,000	0	0	0	D/	2	D/	D/	5	D/	46	6	141
	28,001 and Over	0	0	0	D/	A/	D/	D/	1	D/	10	1	106
	<b>TOTALS</b>	<b>3,277</b>	<b>\$190</b>	<b>\$58</b>	<b>1,344</b>	<b>\$514</b>	<b>\$382</b>	<b>1,135</b>	<b>\$572</b>	<b>\$504</b>	<b>5,756</b>	<b>\$1,276</b>	<b>\$222</b>
<b>Married Filing Joint</b>													
	\$0 - \$4,000	98	\$4	\$37	70	\$12	\$169	109	\$25	\$226	277	\$40	\$144
	4,001 - 8,000	113	8	69	117	58	495	196	118	600	426	183	430
	8,001 - 12,000	69	2	24	148	83	563	269	243	905	486	328	676
	12,001 - 16,000	0	0	0	176	88	502	358	303	847	534	392	733
	16,001 - 20,000	0	0	0	229	65	285	420	253	602	649	318	490
	20,001 - 24,000	0	0	0	233	36	153	446	177	398	679	213	314
	24,001 - 28,000	0	0	0	169	8	50	478	107	225	647	116	179
	28,001 and Over	0	0	0	0	0	0	409	33	81	409	33	81
	<b>TOTALS</b>	<b>280</b>	<b>\$13</b>	<b>\$46</b>	<b>1,142</b>	<b>\$351</b>	<b>\$307</b>	<b>2,685</b>	<b>\$1,260</b>	<b>\$469</b>	<b>4,107</b>	<b>\$1,623</b>	<b>\$395</b>
<b>Head of Household*</b>													
	\$0 - \$4,000	40	\$2	\$38	507	\$98	\$193	429	\$98	\$230	976	\$198	\$203
	4,001 - 8,000	58	4	75	873	442	507	711	437	615	1,642	884	539
	8,001 - 12,000	50	1	25	1,178	683	580	1,218	1,132	929	2,446	1,816	743
	12,001 - 16,000	0	0	0	1,299	615	474	1,334	1,151	863	2,633	1,766	671
	16,001 - 20,000	0	0	0	1,318	415	315	1,314	827	630	2,632	1,243	472
	20,001 - 24,000	0	0	0	1,246	218	175	1,167	516	442	2,413	734	304
	24,001 - 28,000	0	0	0	D/	40	D/	D/	192	D/	1,466	232	158
	28,001 and Over	0	0	0	D/	A/	D/	D/	40	D/	444	40	91
	<b>TOTALS</b>	<b>148</b>	<b>\$7</b>	<b>\$48</b>	<b>7,146</b>	<b>\$2,513</b>	<b>\$352</b>	<b>7,358</b>	<b>\$4,394</b>	<b>\$597</b>	<b>14,652</b>	<b>\$6,914</b>	<b>\$472</b>
<b>All</b>													
	\$0 - \$4,000	1,453	\$61	\$42	1,002	\$192	\$192	981	\$227	\$231	3,436	\$480	\$140
	4,001 - 8,000	1,906	141	74	1,441	722	501	1,300	784	603	4,647	1,647	354
	8,001 - 12,000	346	8	22	1,529	882	577	1,660	1,532	923	3,535	2,421	685
	12,001 - 16,000	0	0	0	1,596	764	479	1,744	1,501	861	3,340	2,265	678
	16,001 - 20,000	0	0	0	1,602	501	312	1,762	1,100	624	3,364	1,601	476
	20,001 - 24,000	0	0	0	1,537	266	173	1,634	704	431	3,171	970	306
	24,001 - 28,000	0	0	0	D/	50	D/	D/	304	D/	2,159	354	164
	28,001 and Over	0	0	0	D/	A/	D/	D/	74	D/	863	74	86
	<b>TOTALS</b>	<b>3,705</b>	<b>\$210</b>	<b>\$57</b>	<b>9,632</b>	<b>\$3,377</b>	<b>\$351</b>	<b>11,178</b>	<b>\$6,226</b>	<b>\$557</b>	<b>24,515</b>	<b>\$9,813</b>	<b>\$400</b>

\* Includes Married Filing Separate status.

A/ Amount is less than \$500.

D/ Tax Law prohibits the disclosure of individual taxpayer information.



# Ontario County

Filing Status	Earned Income	Number of Qualifying Children									Total			
		None			One			More than One			#	Credits (000's)	Avg. Credit	
		#	Credits (000's)	Avg. Credit	#	Credits (000's)	Avg. Credit	#	Credits (000's)	Avg. Credit				
<b>Single</b>														
	\$0 - \$4,000	242	\$10	\$41	35	\$7	\$206	19	\$4	\$232	296	\$22	\$73	
	4,001 - 8,000	343	25	72	44	22	504	23	14	618	410	61	149	
	8,001 - 12,000	64	1	23	23	13	577	16	15	913	103	29	285	
	12,001 - 16,000	0	0	0	25	12	491	11	10	903	36	22	617	
	16,001 - 20,000	0	0	0	18	7	361	8	5	640	26	12	447	
	20,001 - 24,000	0	0	0	11	2	223	4	2	498	15	4	297	
	24,001 - 28,000	0	0	0	4	A/	62	D/	1	D/	D/	1	D/	
	28,001 and Over	0	0	0	0	0	0	D/	A/	D/	D/	A/	D/	
	<b>TOTALS</b>	<b>649</b>	<b>\$36</b>	<b>\$56</b>	<b>160</b>	<b>\$64</b>	<b>\$401</b>	<b>85</b>	<b>\$51</b>	<b>\$603</b>	<b>894</b>	<b>\$152</b>	<b>\$170</b>	
<b>Married Filing Joint</b>														
	\$0 - \$4,000	30	\$1	\$32	16	\$2	\$149	19	\$4	\$234	65	\$8	\$120	
	4,001 - 8,000	40	2	58	32	17	517	30	19	617	102	37	367	
	8,001 - 12,000	17	A/	24	22	12	524	79	68	862	118	80	678	
	12,001 - 16,000	0	0	0	65	32	497	86	70	813	151	102	677	
	16,001 - 20,000	0	0	0	67	20	297	123	76	620	190	96	506	
	20,001 - 24,000	0	0	0	62	9	149	137	52	381	199	61	308	
	24,001 - 28,000	0	0	0	41	2	50	146	33	225	187	35	187	
	28,001 and Over	0	0	0	0	0	0	124	10	83	124	10	83	
	<b>TOTALS</b>	<b>87</b>	<b>\$4</b>	<b>\$43</b>	<b>305</b>	<b>\$94</b>	<b>\$308</b>	<b>744</b>	<b>\$333</b>	<b>\$447</b>	<b>1,136</b>	<b>\$430</b>	<b>\$379</b>	
<b>Head of Household*</b>														
	\$0 - \$4,000	9	A/	\$37	88	\$18	\$206	94	\$24	\$251	191	\$42	\$220	
	4,001 - 8,000	12	1	72	179	92	515	158	94	597	349	187	537	
	8,001 - 12,000	9	A/	19	220	128	582	206	192	932	435	320	736	
	12,001 - 16,000	0	0	0	260	123	472	190	162	855	450	285	634	
	16,001 - 20,000	0	0	0	238	75	313	188	117	621	426	191	449	
	20,001 - 24,000	0	0	0	216	38	174	141	61	429	357	98	275	
	24,001 - 28,000	0	0	0	158	9	54	D/	32	D/	D/	41	D/	
	28,001 and Over	0	0	0	0	0	0	D/	8	D/	D/	8	D/	
	<b>TOTALS</b>	<b>30</b>	<b>\$1</b>	<b>\$46</b>	<b>1,359</b>	<b>\$482</b>	<b>\$355</b>	<b>1,189</b>	<b>\$690</b>	<b>\$580</b>	<b>2,578</b>	<b>\$1,173</b>	<b>\$455</b>	
<b>All</b>														
	\$0 - \$4,000	281	\$11	\$40	139	\$28	\$199	132	\$32	\$246	552	\$72	\$130	
	4,001 - 8,000	395	28	71	255	131	513	211	127	602	861	286	332	
	8,001 - 12,000	90	2	22	265	153	577	301	275	913	656	430	655	
	12,001 - 16,000	0	0	0	350	167	478	287	242	844	637	410	643	
	16,001 - 20,000	0	0	0	323	101	313	319	198	621	642	299	466	
	20,001 - 24,000	0	0	0	289	49	171	282	115	407	571	164	287	
	24,001 - 28,000	0	0	0	203	11	53	276	66	240	479	77	161	
	28,001 and Over	0	0	0	0	0	0	210	18	87	210	18	87	
	<b>TOTALS</b>	<b>766</b>	<b>\$41</b>	<b>\$54</b>	<b>1,824</b>	<b>\$640</b>	<b>\$351</b>	<b>2,018</b>	<b>\$1,074</b>	<b>\$532</b>	<b>4,608</b>	<b>\$1,755</b>	<b>\$381</b>	

\* Includes Married Filing Separate status.

A/ Amount is less than \$500.

D/ Tax Law prohibits the disclosure of individual taxpayer information.

# Orange County

Filing Status	Earned Income	Number of Qualifying Children									Total			
		None			One			More than One			#	Credits (000's)	Avg. Credit	
		#	Credits (000's)	Avg. Credit	#	Credits (000's)	Avg. Credit	#	Credits (000's)	Avg. Credit				
<b>Single</b>														
	\$0 - \$4,000	746	\$31	\$42	131	\$27	\$207	127	\$30	\$236	1,004	\$88	\$88	
	4,001 - 8,000	1,112	82	74	193	96	499	130	74	573	1,435	253	176	
	8,001 - 12,000	171	3	20	134	76	570	96	88	921	401	168	420	
	12,001 - 16,000	0	0	0	68	35	518	40	36	895	108	71	658	
	16,001 - 20,000	0	0	0	41	15	358	29	20	683	70	34	493	
	20,001 - 24,000	0	0	0	28	5	196	19	9	487	47	15	314	
	24,001 - 28,000	0	0	0	26	2	70	7	2	301	33	4	119	
	28,001 and Over	0	0	0	0	0	0	4	1	167	4	1	167	
	<b>TOTALS</b>	<b>2,029</b>	<b>\$117</b>	<b>\$58</b>	<b>621</b>	<b>\$257</b>	<b>\$414</b>	<b>452</b>	<b>\$260</b>	<b>\$576</b>	<b>3,102</b>	<b>\$635</b>	<b>\$205</b>	
<b>Married Filing Joint</b>														
	\$0 - \$4,000	73	\$3	\$38	53	\$9	\$174	65	\$15	\$235	191	\$27	\$143	
	4,001 - 8,000	99	7	70	160	82	511	160	102	635	419	190	454	
	8,001 - 12,000	53	1	23	191	112	589	1,032	968	938	1,276	1,082	848	
	12,001 - 16,000	0	0	0	170	83	491	460	412	896	630	495	786	
	16,001 - 20,000	0	0	0	164	49	296	306	188	614	470	236	503	
	20,001 - 24,000	0	0	0	162	25	155	373	153	410	535	178	333	
	24,001 - 28,000	0	0	0	110	6	53	364	84	232	474	90	191	
	28,001 and Over	0	0	0	0	0	0	246	19	79	246	19	79	
	<b>TOTALS</b>	<b>225</b>	<b>\$11</b>	<b>\$48</b>	<b>1,010</b>	<b>\$366</b>	<b>\$363</b>	<b>3,006</b>	<b>\$1,941</b>	<b>\$646</b>	<b>4,241</b>	<b>\$2,319</b>	<b>\$547</b>	
<b>Head of Household*</b>														
	\$0 - \$4,000	27	\$1	\$45	D/	\$51	D/	D/	\$48	D/	488	\$101	\$206	
	4,001 - 8,000	46	3	71	573	300	523	400	244	610	1,019	547	537	
	8,001 - 12,000	33	1	29	677	394	582	652	611	937	1,362	1,006	738	
	12,001 - 16,000	0	0	0	755	357	473	623	538	864	1,378	896	650	
	16,001 - 20,000	0	0	0	803	255	318	629	395	628	1,432	650	454	
	20,001 - 24,000	0	0	0	706	123	175	594	256	431	1,300	379	292	
	24,001 - 28,000	0	0	0	429	25	57	511	129	253	940	154	164	
	28,001 and Over	0	0	0	D/	A/	D/	D/	30	D/	328	30	91	
	<b>TOTALS</b>	<b>106</b>	<b>\$5</b>	<b>\$51</b>	<b>4,204</b>	<b>\$1,505</b>	<b>\$358</b>	<b>3,937</b>	<b>\$2,252</b>	<b>\$572</b>	<b>8,247</b>	<b>\$3,763</b>	<b>\$456</b>	
<b>All</b>														
	\$0 - \$4,000	846	\$35	\$42	D/	\$87	D/	D/	\$94	D/	1,683	\$217	\$129	
	4,001 - 8,000	1,257	93	74	926	478	516	690	420	609	2,873	991	345	
	8,001 - 12,000	257	6	22	1,002	583	581	1,780	1,667	937	3,039	2,256	742	
	12,001 - 16,000	0	0	0	993	476	480	1,123	986	878	2,116	1,462	691	
	16,001 - 20,000	0	0	0	1,008	319	316	964	603	625	1,972	921	467	
	20,001 - 24,000	0	0	0	896	154	172	986	418	424	1,882	572	304	
	24,001 - 28,000	0	0	0	565	32	57	882	216	245	1,447	248	172	
	28,001 and Over	0	0	0	D/	A/	D/	D/	50	D/	578	50	86	
	<b>TOTALS</b>	<b>2,360</b>	<b>\$134</b>	<b>\$57</b>	<b>5,835</b>	<b>\$2,129</b>	<b>\$365</b>	<b>7,395</b>	<b>\$4,454</b>	<b>\$602</b>	<b>15,590</b>	<b>\$6,716</b>	<b>\$431</b>	

\* Includes Married Filing Separate status.

A/ Amount is less than \$500.

D/ Tax Law prohibits the disclosure of individual taxpayer information.

# Orleans County

Filing Status	Earned Income	Number of Qualifying Children									Total			
		None			One			More than One			#	Credits (000's)	Avg. Credit	
		#	Credits (000's)	Avg. Credit	#	Credits (000's)	Avg. Credit	#	Credits (000's)	Avg. Credit				
<b>Single</b>														
	\$0 - \$4,000	112	\$5	\$43	18	\$4	\$204	19	\$3	\$182	149	\$12	\$80	
	4,001 - 8,000	162	12	73	35	17	498	13	8	584	210	37	175	
	8,001 - 12,000	23	A/	21	22	12	559	14	13	921	59	26	435	
	12,001 - 16,000	0	0	0	11	6	509	4	4	909	15	9	616	
	16,001 - 20,000	0	0	0	D/	4	D/	D/	1	D/	14	5	390	
	20,001 - 24,000	0	0	0	4	1	207	D/	A/	D/	D/	1	D/	
	24,001 - 28,000	0	0	0	D/	A/	D/	D/	1	D/	4	1	218	
	28,001 and Over	0	0	0	0	0	0	D/	A/	D/	D/	A/	D/	
	<b>TOTALS</b>	<b>297</b>	<b>\$17</b>	<b>\$58</b>	<b>104</b>	<b>\$44</b>	<b>\$423</b>	<b>56</b>	<b>\$30</b>	<b>\$541</b>	<b>457</b>	<b>\$91</b>	<b>\$200</b>	
<b>Married Filing Joint</b>														
	\$0 - \$4,000	20	\$1	\$36	17	\$3	\$198	12	\$3	\$225	49	\$7	\$138	
	4,001 - 8,000	30	2	71	22	10	468	39	21	545	91	34	370	
	8,001 - 12,000	13	A/	25	25	13	514	57	49	864	95	62	657	
	12,001 - 16,000	0	0	0	25	13	512	71	58	821	96	71	741	
	16,001 - 20,000	0	0	0	D/	8	D/	D/	42	D/	102	50	488	
	20,001 - 24,000	0	0	0	43	7	158	D/	37	D/	D/	44	D/	
	24,001 - 28,000	0	0	0	D/	1	D/	D/	22	D/	121	24	195	
	28,001 and Over	0	0	0	0	0	0	D/	5	D/	D/	5	D/	
	<b>TOTALS</b>	<b>63</b>	<b>\$3</b>	<b>\$50</b>	<b>187</b>	<b>\$55</b>	<b>\$295</b>	<b>511</b>	<b>\$238</b>	<b>\$466</b>	<b>761</b>	<b>\$297</b>	<b>\$390</b>	
<b>Head of Household*</b>														
	\$0 - \$4,000	6	A/	\$23	43	\$8	\$188	50	\$11	\$224	99	\$19	\$196	
	4,001 - 8,000	10	1	75	92	47	509	66	38	576	168	86	509	
	8,001 - 12,000	5	A/	29	100	57	568	105	94	894	210	151	718	
	12,001 - 16,000	0	0	0	135	63	468	121	104	857	256	167	652	
	16,001 - 20,000	0	0	0	129	41	316	96	59	618	225	100	445	
	20,001 - 24,000	0	0	0	125	22	179	87	38	442	212	61	287	
	24,001 - 28,000	0	0	0	57	3	61	90	23	252	147	26	178	
	28,001 and Over	0	0	0	0	0	0	25	2	79	25	2	79	
	<b>TOTALS</b>	<b>21</b>	<b>\$1</b>	<b>\$49</b>	<b>681</b>	<b>\$241</b>	<b>\$354</b>	<b>640</b>	<b>\$369</b>	<b>\$577</b>	<b>1,342</b>	<b>\$612</b>	<b>\$456</b>	
<b>All</b>														
	\$0 - \$4,000	138	\$6	\$41	78	\$15	\$194	81	\$17	\$214	297	\$38	\$128	
	4,001 - 8,000	202	15	72	149	75	500	118	67	567	469	156	333	
	8,001 - 12,000	41	1	23	147	82	558	176	156	886	364	239	656	
	12,001 - 16,000	0	0	0	171	82	477	196	166	845	367	247	673	
	16,001 - 20,000	0	0	0	170	53	309	171	103	601	341	155	456	
	20,001 - 24,000	0	0	0	172	30	174	184	76	413	356	106	297	
	24,001 - 28,000	0	0	0	85	5	60	187	46	244	272	51	186	
	28,001 and Over	0	0	0	0	0	0	94	7	79	94	7	79	
	<b>TOTALS</b>	<b>381</b>	<b>\$21</b>	<b>\$56</b>	<b>972</b>	<b>\$341</b>	<b>\$350</b>	<b>1,207</b>	<b>\$638</b>	<b>\$528</b>	<b>2,560</b>	<b>\$1,000</b>	<b>\$390</b>	

\* Includes Married Filing Separate status.

A/ Amount is less than \$500.

D/ Tax Law prohibits the disclosure of individual taxpayer information.

# Oswego County

Filing Status	Earned Income	Number of Qualifying Children									Total		
		None			One			More than One			#	Credits (000's)	Avg. Credit
		#	Credits (000's)	Avg. Credit	#	Credits (000's)	Avg. Credit	#	Credits (000's)	Avg. Credit			
<b>Single</b>													
	\$0 - \$4,000	370	\$15	\$40	68	\$13	\$192	53	\$13	\$238	491	\$41	\$83
	4,001 - 8,000	450	34	75	80	39	490	66	39	591	596	112	188
	8,001 - 12,000	76	1	18	68	38	564	49	45	924	193	85	441
	12,001 - 16,000	0	0	0	31	16	517	23	20	884	54	36	673
	16,001 - 20,000	0	0	0	16	5	328	12	8	670	28	13	475
	20,001 - 24,000	0	0	0	D/	3	D/	D/	2	D/	19	5	264
	24,001 - 28,000	0	0	0	D/	A/	D/	D/	2	D/	8	2	242
	28,001 and Over	0	0	0	0	0	0	4	A/	92	4	A/	92
	<b>TOTALS</b>	<b>896</b>	<b>\$50</b>	<b>\$56</b>	<b>280</b>	<b>\$115</b>	<b>\$411</b>	<b>217</b>	<b>\$129</b>	<b>\$596</b>	<b>1,393</b>	<b>\$294</b>	<b>\$211</b>
<b>Married Filing Joint</b>													
	\$0 - \$4,000	64	\$2	\$35	38	\$7	\$196	65	\$14	\$214	167	\$24	\$141
	4,001 - 8,000	72	5	66	73	36	489	102	62	604	247	102	413
	8,001 - 12,000	45	1	22	78	43	549	163	146	898	286	190	665
	12,001 - 16,000	0	0	0	110	55	502	199	171	857	309	226	731
	16,001 - 20,000	0	0	0	104	29	282	241	146	606	345	175	508
	20,001 - 24,000	0	0	0	D/	14	D/	D/	101	D/	362	115	318
	24,001 - 28,000	0	0	0	D/	4	D/	D/	56	D/	326	60	185
	28,001 and Over	0	0	0	0	0	0	200	14	72	200	14	72
	<b>TOTALS</b>	<b>181</b>	<b>\$8</b>	<b>\$44</b>	<b>585</b>	<b>\$189</b>	<b>\$323</b>	<b>1,476</b>	<b>\$710</b>	<b>\$481</b>	<b>2,242</b>	<b>\$907</b>	<b>\$404</b>
<b>Head of Household*</b>													
	\$0 - \$4,000	8	A/	\$47	164	\$32	\$194	144	\$34	\$235	316	\$66	\$209
	4,001 - 8,000	22	2	73	323	162	501	224	137	611	569	300	528
	8,001 - 12,000	16	A/	20	344	199	580	322	303	940	682	502	737
	12,001 - 16,000	0	0	0	388	183	470	308	266	862	696	448	644
	16,001 - 20,000	0	0	0	365	117	320	267	165	618	632	282	446
	20,001 - 24,000	0	0	0	334	58	175	227	101	447	561	160	285
	24,001 - 28,000	0	0	0	175	10	55	182	45	247	357	55	153
	28,001 and Over	0	0	0	0	0	0	109	9	86	109	9	86
	<b>TOTALS</b>	<b>46</b>	<b>\$2</b>	<b>\$50</b>	<b>2,093</b>	<b>\$761</b>	<b>\$363</b>	<b>1,783</b>	<b>\$1,060</b>	<b>\$594</b>	<b>3,922</b>	<b>\$1,822</b>	<b>\$465</b>
<b>All</b>													
	\$0 - \$4,000	442	\$18	\$40	270	\$52	\$194	262	\$60	\$230	974	\$130	\$134
	4,001 - 8,000	544	40	73	476	237	498	392	238	606	1,412	514	364
	8,001 - 12,000	137	3	20	490	281	573	534	494	925	1,161	777	670
	12,001 - 16,000	0	0	0	529	254	480	530	457	861	1,059	710	671
	16,001 - 20,000	0	0	0	485	151	312	520	319	614	1,005	470	468
	20,001 - 24,000	0	0	0	450	76	168	492	204	415	942	280	297
	24,001 - 28,000	0	0	0	258	14	54	433	103	238	691	117	169
	28,001 and Over	0	0	0	0	0	0	313	24	77	313	24	77
	<b>TOTALS</b>	<b>1,123</b>	<b>\$60</b>	<b>\$54</b>	<b>2,958</b>	<b>\$1,065</b>	<b>\$360</b>	<b>3,476</b>	<b>\$1,899</b>	<b>\$546</b>	<b>7,557</b>	<b>\$3,023</b>	<b>\$400</b>

\* Includes Married Filing Separate status.

A/ Amount is less than \$500.

D/ Tax Law prohibits the disclosure of individual taxpayer information.

# Otsego County

Filing Status	Earned Income	Number of Qualifying Children									Total		
		None			One			More than One			#	Credits (000's)	Avg. Credit
		#	Credits (000's)	Avg. Credit	#	Credits (000's)	Avg. Credit	#	Credits (000's)	Avg. Credit			
<b>Single</b>													
	\$0 - \$4,000	203	\$8	\$40	32	\$7	\$223	14	\$3	\$194	249	\$18	\$72
	4,001 - 8,000	274	20	74	35	18	517	28	17	618	337	56	165
	8,001 - 12,000	38	1	20	28	16	563	16	15	943	82	32	386
	12,001 - 16,000	0	0	0	17	8	482	9	8	875	26	16	618
	16,001 - 20,000	0	0	0	13	5	367	4	3	719	17	8	450
	20,001 - 24,000	0	0	0	D/	1	D/	D/	1	D/	8	2	277
	24,001 - 28,000	0	0	0	D/	A/	D/	D/	1	D/	3	1	255
	28,001 and Over	0	0	0	0	0	0	0	0	0	0	0	0
	<b>TOTALS</b>	<b>515</b>	<b>\$29</b>	<b>\$57</b>	<b>132</b>	<b>\$55</b>	<b>\$419</b>	<b>75</b>	<b>\$47</b>	<b>\$633</b>	<b>722</b>	<b>\$132</b>	<b>\$183</b>
<b>Married Filing Joint</b>													
	\$0 - \$4,000	38	\$1	\$35	23	\$4	\$178	17	\$2	\$140	78	\$8	\$100
	4,001 - 8,000	43	3	62	27	13	481	43	25	586	113	41	362
	8,001 - 12,000	16	A/	25	55	30	543	96	89	927	167	119	714
	12,001 - 16,000	0	0	0	50	24	473	103	88	855	153	112	730
	16,001 - 20,000	0	0	0	66	20	301	127	77	609	193	97	504
	20,001 - 24,000	0	0	0	D/	10	D/	D/	43	D/	178	53	298
	24,001 - 28,000	0	0	0	D/	2	D/	D/	25	D/	148	27	179
	28,001 and Over	0	0	0	0	0	0	103	8	82	103	8	82
	<b>TOTALS</b>	<b>97</b>	<b>\$4</b>	<b>\$45</b>	<b>326</b>	<b>\$102</b>	<b>\$313</b>	<b>710</b>	<b>\$358</b>	<b>\$505</b>	<b>1,133</b>	<b>\$465</b>	<b>\$410</b>
<b>Head of Household*</b>													
	\$0 - \$4,000	8	A/	\$47	41	\$7	\$172	38	\$7	\$197	87	\$15	\$171
	4,001 - 8,000	8	1	64	90	46	515	57	35	614	155	82	529
	8,001 - 12,000	D/	A/	D/	148	87	585	D/	109	D/	270	196	726
	12,001 - 16,000	0	0	0	161	75	464	114	96	841	275	171	620
	16,001 - 20,000	D/	A/	D/	198	62	314	D/	84	D/	335	146	436
	20,001 - 24,000	0	0	0	140	25	177	105	45	429	245	70	285
	24,001 - 28,000	0	0	0	90	5	58	82	21	254	172	26	151
	28,001 and Over	0	0	0	0	0	0	35	3	89	35	3	89
	<b>TOTALS</b>	<b>20</b>	<b>\$1</b>	<b>\$48</b>	<b>868</b>	<b>\$307</b>	<b>\$354</b>	<b>686</b>	<b>\$401</b>	<b>\$584</b>	<b>1,574</b>	<b>\$709</b>	<b>\$450</b>
<b>All</b>													
	\$0 - \$4,000	249	\$10	\$40	96	\$18	\$190	69	\$13	\$182	414	\$41	\$98
	4,001 - 8,000	325	24	72	152	77	510	128	77	605	605	178	295
	8,001 - 12,000	D/	1	D/	231	132	572	D/	213	D/	519	347	668
	12,001 - 16,000	0	0	0	228	107	467	226	192	849	454	298	657
	16,001 - 20,000	D/	A/	D/	277	87	314	D/	164	D/	545	251	460
	20,001 - 24,000	0	0	D/	214	36	168	217	89	411	431	125	290
	24,001 - 28,000	0	0	D/	128	7	56	195	46	237	323	53	165
	28,001 and Over	0	0	D/	0	0	0	138	12	83	138	12	83
	<b>TOTALS</b>	<b>632</b>	<b>\$35</b>	<b>\$55</b>	<b>1,326</b>	<b>\$464</b>	<b>\$350</b>	<b>1,471</b>	<b>\$806</b>	<b>\$548</b>	<b>3,429</b>	<b>\$1,305</b>	<b>\$381</b>

\* Includes Married Filing Separate status.

A/ Amount is less than \$500.

D/ Tax Law prohibits the disclosure of individual taxpayer information.

# Putnam County

Filing Status	Earned Income	Number of Qualifying Children									Total			
		None			One			More than One			#	Credits (000's)	Avg. Credit	
		#	Credits (000's)	Avg. Credit	#	Credits (000's)	Avg. Credit	#	Credits (000's)	Avg. Credit				
<b>Single</b>														
	\$0 - \$4,000	150	\$6	\$40	4	\$1	\$257	5	\$1	\$189	159	\$8	\$50	
	4,001 - 8,000	251	19	76	D/	4	D/	D/	1	D/	261	24	93	
	8,001 - 12,000	30	1	18	4	2	539	5	4	893	39	7	184	
	12,001 - 16,000	0	0	0	5	3	527	0	0	0	5	3	527	
	16,001 - 20,000	0	0	0	D/	1	D/	D/	1	D/	5	2	430	
	20,001 - 24,000	0	0	0	D/	1	D/	D/	A/	D/	7	2	229	
	24,001 - 28,000	0	0	0	D/	A/	D/	3	1	241	D/	1	D/	
	28,001 and Over	0	0	0	0	0	0	D/	A/	D/	D/	A/	D/	
	<b>TOTALS</b>	<b>431</b>	<b>\$26</b>	<b>\$59</b>	<b>32</b>	<b>\$13</b>	<b>\$396</b>	<b>18</b>	<b>\$9</b>	<b>\$479</b>	<b>481</b>	<b>\$47</b>	<b>\$97</b>	
<b>Married Filing Joint</b>														
	\$0 - \$4,000	15	\$1	\$35	7	\$1	\$179	8	\$1	\$171	30	\$3	\$104	
	4,001 - 8,000	17	1	74	D/	7	D/	D/	12	D/	54	21	382	
	8,001 - 12,000	8	A/	24	17	9	516	35	30	852	60	39	646	
	12,001 - 16,000	0	0	0	24	12	486	37	30	819	61	42	688	
	16,001 - 20,000	0	0	0	D/	10	D/	D/	32	D/	85	42	490	
	20,001 - 24,000	0	0	0	D/	4	D/	D/	29	D/	96	33	339	
	24,001 - 28,000	0	0	0	D/	1	D/	77	19	245	D/	20	D/	
	28,001 and Over	0	0	0	0	0	0	D/	3	D/	D/	3	D/	
	<b>TOTALS</b>	<b>40</b>	<b>\$2</b>	<b>\$49</b>	<b>143</b>	<b>\$43</b>	<b>\$303</b>	<b>343</b>	<b>\$156</b>	<b>\$455</b>	<b>526</b>	<b>\$202</b>	<b>\$383</b>	
<b>Head of Household*</b>														
	\$0 - \$4,000	6	A/	\$43	26	\$4	\$171	20	\$5	\$236	52	\$9	\$182	
	4,001 - 8,000	5	A/	68	63	31	489	36	21	589	104	52	503	
	8,001 - 12,000	4	A/	15	88	52	586	53	49	920	145	100	692	
	12,001 - 16,000	0	0	0	74	33	448	48	41	862	122	75	611	
	16,001 - 20,000	0	0	0	92	30	321	46	28	612	138	58	418	
	20,001 - 24,000	0	0	0	72	12	170	39	17	446	111	30	267	
	24,001 - 28,000	0	0	0	61	3	52	55	13	240	116	16	141	
	28,001 and Over	0	0	0	0	0	0	36	3	80	36	3	80	
	<b>TOTALS</b>	<b>15</b>	<b>\$1</b>	<b>\$44</b>	<b>476</b>	<b>\$165</b>	<b>\$347</b>	<b>333</b>	<b>\$178</b>	<b>\$534</b>	<b>824</b>	<b>\$343</b>	<b>\$417</b>	
<b>All</b>														
	\$0 - \$4,000	171	\$7	\$40	37	\$7	\$182	33	\$7	\$213	241	\$21	\$85	
	4,001 - 8,000	273	21	75	86	42	486	60	35	583	419	97	232	
	8,001 - 12,000	42	1	19	109	62	573	93	83	893	244	146	600	
	12,001 - 16,000	0	0	0	103	47	461	85	72	843	188	119	634	
	16,001 - 20,000	0	0	0	128	41	321	100	60	603	228	101	445	
	20,001 - 24,000	0	0	0	103	17	166	111	47	421	214	64	298	
	24,001 - 28,000	0	0	0	85	4	50	135	33	243	220	37	169	
	28,001 and Over	0	0	0	0	0	0	77	6	77	77	6	77	
	<b>TOTALS</b>	<b>486</b>	<b>\$28</b>	<b>\$58</b>	<b>651</b>	<b>\$221</b>	<b>\$339</b>	<b>694</b>	<b>\$342</b>	<b>\$494</b>	<b>1,831</b>	<b>\$592</b>	<b>\$323</b>	

\* Includes Married Filing Separate status.

A/ Amount is less than \$500.

D/ Tax Law prohibits the disclosure of individual taxpayer information.

# Rensselaer County

Filing Status	Earned Income	Number of Qualifying Children									Total		
		None			One			More than One			#	Credits (000's)	Avg. Credit
		#	Credits (000's)	Avg. Credit	#	Credits (000's)	Avg. Credit	#	Credits (000's)	Avg. Credit			
<b>Single</b>													
	\$0 - \$4,000	455	\$19	\$42	77	\$16	\$203	59	\$13	\$218	591	\$48	\$80
	4,001 - 8,000	609	46	76	66	32	491	50	28	550	725	106	146
	8,001 - 12,000	102	2	18	48	27	568	28	26	917	178	55	308
	12,001 - 16,000	0	0	0	20	11	528	11	10	886	31	20	655
	16,001 - 20,000	0	0	0	24	9	383	12	8	644	36	17	470
	20,001 - 24,000	0	0	0	14	3	217	8	4	503	22	7	321
	24,001 - 28,000	0	0	0	13	1	82	D/	2	D/	D/	3	D/
	28,001 and Over	0	0	0	0	0	0	D/	A/	D/	D/	A/	D/
	<b>TOTALS</b>	<b>1,166</b>	<b>\$67</b>	<b>\$57</b>	<b>262</b>	<b>\$99</b>	<b>\$379</b>	<b>176</b>	<b>\$89</b>	<b>\$508</b>	<b>1,604</b>	<b>\$256</b>	<b>\$159</b>
<b>Married Filing Joint</b>													
	\$0 - \$4,000	48	\$2	\$36	16	\$3	\$192	35	\$8	\$231	99	\$13	\$130
	4,001 - 8,000	46	3	66	32	16	484	58	34	592	136	53	389
	8,001 - 12,000	27	1	27	43	23	538	109	97	892	179	121	676
	12,001 - 16,000	0	0	0	73	34	471	133	112	842	206	146	711
	16,001 - 20,000	0	0	0	87	27	310	137	79	575	224	106	472
	20,001 - 24,000	0	0	0	82	12	149	157	65	415	239	77	324
	24,001 - 28,000	0	0	0	55	3	52	D/	39	D/	D/	41	D/
	28,001 and Over	0	0	0	0	0	0	D/	11	D/	D/	11	D/
	<b>TOTALS</b>	<b>121</b>	<b>\$6</b>	<b>\$46</b>	<b>388</b>	<b>\$118</b>	<b>\$305</b>	<b>939</b>	<b>\$445</b>	<b>\$474</b>	<b>1,448</b>	<b>\$569</b>	<b>\$393</b>
<b>Head of Household*</b>													
	\$0 - \$4,000	11	\$1	\$47	178	\$36	\$202	157	\$36	\$231	346	\$73	\$210
	4,001 - 8,000	17	1	70	324	165	508	242	147	609	583	313	537
	8,001 - 12,000	15	A/	23	383	223	581	348	325	933	746	548	734
	12,001 - 16,000	0	0	0	419	202	483	344	297	863	763	499	654
	16,001 - 20,000	0	0	0	447	140	312	320	200	624	767	339	442
	20,001 - 24,000	0	0	0	392	71	180	327	147	449	719	217	302
	24,001 - 28,000	0	0	0	240	15	62	237	61	256	477	75	158
	28,001 and Over	0	0	0	0	0	0	128	12	95	128	12	95
	<b>TOTALS</b>	<b>43</b>	<b>\$2</b>	<b>\$48</b>	<b>2,383</b>	<b>\$851</b>	<b>\$357</b>	<b>2,103</b>	<b>\$1,224</b>	<b>\$582</b>	<b>4,529</b>	<b>\$2,077</b>	<b>\$459</b>
<b>All</b>													
	\$0 - \$4,000	514	\$21	\$41	271	\$55	\$201	251	\$57	\$228	1,036	\$133	\$128
	4,001 - 8,000	672	50	75	422	213	504	350	209	598	1,444	472	327
	8,001 - 12,000	144	3	20	474	273	576	485	448	923	1,103	723	656
	12,001 - 16,000	0	0	0	512	247	483	488	418	858	1,000	666	666
	16,001 - 20,000	0	0	0	558	176	315	469	286	610	1,027	462	450
	20,001 - 24,000	0	0	0	488	86	176	492	216	439	980	302	308
	24,001 - 28,000	0	0	0	308	19	61	409	101	247	717	120	167
	28,001 and Over	0	0	0	0	0	0	274	24	86	274	24	86
	<b>TOTALS</b>	<b>1,330</b>	<b>\$74</b>	<b>\$56</b>	<b>3,033</b>	<b>\$1,068</b>	<b>\$352</b>	<b>3,218</b>	<b>\$1,759</b>	<b>\$547</b>	<b>7,581</b>	<b>\$2,902</b>	<b>\$383</b>

\* Includes Married Filing Separate status.

A/ Amount is less than \$500.

D/ Tax Law prohibits the disclosure of individual taxpayer information.

# Rockland County

Filing Status	Earned Income	Number of Qualifying Children									Total			
		None			One			More than One			#	Credits (000's)	Avg. Credit	
		#	Credits (000's)	Avg. Credit	#	Credits (000's)	Avg. Credit	#	Credits (000's)	Avg. Credit				
<b>Single</b>														
	\$0 - \$4,000	664	\$28	\$42	D/	\$5	D/	D/	\$1	D/	689	\$34	\$49	
	4,001 - 8,000	954	72	75	39	19	486	11	7	643	1,004	98	97	
	8,001 - 12,000	136	2	18	40	21	531	16	15	913	192	38	200	
	12,001 - 16,000	0	0	0	40	21	518	6	4	717	46	25	544	
	16,001 - 20,000	0	0	0	31	10	328	6	4	666	37	14	383	
	20,001 - 24,000	0	0	0	23	5	213	8	4	441	31	8	272	
	24,001 - 28,000	0	0	0	12	1	75	6	2	281	18	3	144	
	28,001 and Over	0	0	0	D/	A/	D/	D/	A/	D/	6	A/	78	
	<b>TOTALS</b>	<b>1,754</b>	<b>\$102</b>	<b>\$58</b>	<b>207</b>	<b>\$82</b>	<b>\$395</b>	<b>62</b>	<b>\$37</b>	<b>\$593</b>	<b>2,023</b>	<b>\$221</b>	<b>\$109</b>	
<b>Married Filing Joint</b>														
	\$0 - \$4,000	44	\$2	\$42	33	\$6	\$193	38	\$9	\$234	115	\$17	\$149	
	4,001 - 8,000	79	6	71	180	98	544	272	176	647	531	280	526	
	8,001 - 12,000	46	1	23	192	112	584	1,098	1,018	927	1,336	1,132	847	
	12,001 - 16,000	0	0	0	132	65	489	455	414	911	587	479	816	
	16,001 - 20,000	0	0	0	124	39	314	304	196	645	428	235	549	
	20,001 - 24,000	0	0	0	105	18	168	267	112	419	372	129	348	
	24,001 - 28,000	0	0	0	75	4	52	241	57	238	316	61	194	
	28,001 and Over	0	0	0	0	0	0	147	13	86	147	13	86	
	<b>TOTALS</b>	<b>169</b>	<b>\$9</b>	<b>\$50</b>	<b>841</b>	<b>\$342</b>	<b>\$406</b>	<b>2,822</b>	<b>\$1,995</b>	<b>\$707</b>	<b>3,832</b>	<b>\$2,346</b>	<b>\$612</b>	
<b>Head of Household*</b>														
	\$0 - \$4,000	17	\$1	\$44	D/	\$30	D/	D/	\$21	D/	253	\$52	\$206	
	4,001 - 8,000	33	2	75	363	188	518	179	109	608	575	299	520	
	8,001 - 12,000	36	1	19	461	268	581	340	319	937	837	587	701	
	12,001 - 16,000	0	0	0	508	243	478	299	257	861	807	500	620	
	16,001 - 20,000	0	0	0	493	159	322	355	222	625	848	381	449	
	20,001 - 24,000	0	0	0	477	85	178	295	127	430	772	212	275	
	24,001 - 28,000	0	0	0	307	17	55	300	77	255	607	93	154	
	28,001 and Over	0	0	0	D/	A/	D/	D/	18	D/	199	18	92	
	<b>TOTALS</b>	<b>86</b>	<b>\$4</b>	<b>\$46</b>	<b>2,760</b>	<b>\$990</b>	<b>\$359</b>	<b>2,052</b>	<b>\$1,150</b>	<b>\$560</b>	<b>4,898</b>	<b>\$2,143</b>	<b>\$438</b>	
<b>All</b>														
	\$0 - \$4,000	725	\$31	\$42	D/	\$42	D/	D/	\$31	D/	1,057	\$103	\$98	
	4,001 - 8,000	1,066	80	75	582	305	524	462	292	632	2,110	677	321	
	8,001 - 12,000	218	4	19	693	401	579	1,454	1,351	929	2,365	1,757	743	
	12,001 - 16,000	0	0	0	680	328	483	760	676	890	1,440	1,004	698	
	16,001 - 20,000	0	0	0	648	208	321	665	422	635	1,313	630	480	
	20,001 - 24,000	0	0	0	605	108	178	570	242	425	1,175	350	298	
	24,001 - 28,000	0	0	0	394	22	55	547	136	248	941	157	167	
	28,001 and Over	0	0	0	D/	A/	D/	D/	31	D/	352	31	89	
	<b>TOTALS</b>	<b>2,009</b>	<b>\$115</b>	<b>\$57</b>	<b>3,808</b>	<b>\$1,413</b>	<b>\$371</b>	<b>4,936</b>	<b>\$3,182</b>	<b>\$645</b>	<b>10,753</b>	<b>\$4,710</b>	<b>\$438</b>	

\* Includes Married Filing Separate status.

A/ Amount is less than \$500.

D/ Tax Law prohibits the disclosure of individual taxpayer information.



# St. Lawrence County

Filing Status	Earned Income	Number of Qualifying Children									Total			
		None			One			More than One			#	Credits (000's)	Avg. Credit	
		#	Credits (000's)	Avg. Credit	#	Credits (000's)	Avg. Credit	#	Credits (000's)	Avg. Credit				
<b>Single</b>														
	\$0 - \$4,000	376	\$15	\$41	66	\$13	\$192	34	\$8	\$227	476	\$36	\$75	
	4,001 - 8,000	447	33	74	82	40	488	39	23	595	568	96	170	
	8,001 - 12,000	82	1	18	54	30	557	41	38	925	177	69	392	
	12,001 - 16,000	0	0	0	45	23	505	17	15	861	62	37	603	
	16,001 - 20,000	0	0	0	17	6	346	8	5	644	25	11	441	
	20,001 - 24,000	0	0	0	11	2	208	D/	1	D/	D/	3	D/	
	24,001 - 28,000	0	0	0	5	A/	88	D/	1	D/	D/	1	D/	
	28,001 and Over	0	0	0	0	0	0	D/	A/	D/	D/	A/	D/	
	<b>TOTALS</b>	<b>905</b>	<b>\$50</b>	<b>\$55</b>	<b>280</b>	<b>\$114</b>	<b>\$407</b>	<b>144</b>	<b>\$90</b>	<b>\$627</b>	<b>1,329</b>	<b>\$254</b>	<b>\$191</b>	
<b>Married Filing Joint</b>														
	\$0 - \$4,000	69	\$2	\$33	46	\$8	\$181	54	\$12	\$218	169	\$22	\$132	
	4,001 - 8,000	91	6	69	79	38	479	138	83	598	308	127	411	
	8,001 - 12,000	35	1	23	118	66	558	200	181	904	353	247	701	
	12,001 - 16,000	0	0	0	125	57	459	216	180	835	341	238	698	
	16,001 - 20,000	0	0	0	121	34	279	234	134	573	355	168	473	
	20,001 - 24,000	0	0	0	113	18	157	D/	87	D/	D/	105	D/	
	24,001 - 28,000	0	0	0	55	2	43	D/	50	D/	D/	52	D/	
	28,001 and Over	0	0	0	0	0	0	D/	12	D/	D/	12	D/	
	<b>TOTALS</b>	<b>195</b>	<b>\$9</b>	<b>\$48</b>	<b>657</b>	<b>\$223</b>	<b>\$340</b>	<b>1,452</b>	<b>\$739</b>	<b>\$509</b>	<b>2,304</b>	<b>\$971</b>	<b>\$422</b>	
<b>Head of Household*</b>														
	\$0 - \$4,000	13	A/	\$37	124	\$24	\$193	96	\$22	\$230	233	\$47	\$200	
	4,001 - 8,000	25	2	69	270	138	511	204	123	602	499	262	526	
	8,001 - 12,000	12	A/	27	316	180	569	267	249	934	595	429	722	
	12,001 - 16,000	0	0	0	310	145	467	263	226	859	573	371	647	
	16,001 - 20,000	0	0	0	314	101	322	221	135	611	535	236	442	
	20,001 - 24,000	0	0	0	213	37	174	169	75	441	382	112	292	
	24,001 - 28,000	0	0	0	109	6	55	113	29	253	222	35	156	
	28,001 and Over	0	0	0	0	0	0	54	5	93	54	5	93	
	<b>TOTALS</b>	<b>50</b>	<b>\$3</b>	<b>\$51</b>	<b>1,656</b>	<b>\$631</b>	<b>\$381</b>	<b>1,387</b>	<b>\$863</b>	<b>\$623</b>	<b>3,093</b>	<b>\$1,497</b>	<b>\$484</b>	
<b>All</b>														
	\$0 - \$4,000	458	\$18	\$40	236	\$45	\$191	184	\$42	\$226	878	\$105	\$119	
	4,001 - 8,000	563	41	73	431	216	500	381	229	600	1,375	485	353	
	8,001 - 12,000	129	3	20	488	276	565	508	468	921	1,125	746	663	
	12,001 - 16,000	0	0	0	480	225	469	496	421	849	976	646	662	
	16,001 - 20,000	0	0	0	452	141	311	463	274	593	915	415	454	
	20,001 - 24,000	0	0	0	337	57	169	395	163	412	732	220	300	
	24,001 - 28,000	0	0	0	169	9	52	341	79	231	510	88	172	
	28,001 and Over	0	0	0	0	0	0	215	17	81	215	17	81	
	<b>TOTALS</b>	<b>1,150</b>	<b>\$62</b>	<b>\$54</b>	<b>2,593</b>	<b>\$968</b>	<b>\$373</b>	<b>2,983</b>	<b>\$1,693</b>	<b>\$567</b>	<b>6,726</b>	<b>\$2,723</b>	<b>\$405</b>	

\* Includes Married Filing Separate status.

A/ Amount is less than \$500.

D/ Tax Law prohibits the disclosure of individual taxpayer information.

# Saratoga County

Filing Status	Earned Income	Number of Qualifying Children									Total		
		None			One			More than One			#	Credits (000's)	Avg. Credit
		#	Credits (000's)	Avg. Credit	#	Credits (000's)	Avg. Credit	#	Credits (000's)	Avg. Credit			
<b>Single</b>													
	\$0 - \$4,000	419	\$18	\$44	28	\$6	\$203	12	\$3	\$248	459	\$27	\$59
	4,001 - 8,000	642	47	74	49	25	507	14	9	632	705	81	115
	8,001 - 12,000	98	2	21	40	22	560	10	9	854	148	33	223
	12,001 - 16,000	0	0	0	28	14	506	9	8	891	37	22	600
	16,001 - 20,000	0	0	0	20	7	370	12	8	628	32	15	467
	20,001 - 24,000	0	0	0	14	3	193	9	4	457	23	7	296
	24,001 - 28,000	0	0	0	11	1	80	D/	1	D/	D/	1	D/
	28,001 and Over	0	0	0	0	0	0	D/	A/	D/	D/	A/	D/
	<b>TOTALS</b>	<b>1,159</b>	<b>\$68</b>	<b>\$59</b>	<b>190</b>	<b>\$78</b>	<b>\$411</b>	<b>70</b>	<b>\$41</b>	<b>\$582</b>	<b>1,419</b>	<b>\$187</b>	<b>\$132</b>
<b>Married Filing Joint</b>													
	\$0 - \$4,000	51	\$2	\$34	24	\$4	\$183	27	\$6	\$224	102	\$12	\$119
	4,001 - 8,000	55	4	67	51	23	453	58	35	608	164	62	378
	8,001 - 12,000	28	1	25	77	43	558	125	107	858	230	151	656
	12,001 - 16,000	0	0	0	86	41	482	127	109	857	213	150	705
	16,001 - 20,000	0	0	0	104	30	293	192	117	610	296	148	499
	20,001 - 24,000	0	0	0	103	16	155	198	82	414	301	98	326
	24,001 - 28,000	0	0	0	75	4	51	D/	51	D/	D/	55	D/
	28,001 and Over	0	0	0	0	0	0	D/	16	D/	D/	16	D/
	<b>TOTALS</b>	<b>134</b>	<b>\$6</b>	<b>\$46</b>	<b>520</b>	<b>\$162</b>	<b>\$312</b>	<b>1,143</b>	<b>\$524</b>	<b>\$458</b>	<b>1,797</b>	<b>\$692</b>	<b>\$385</b>
<b>Head of Household*</b>													
	\$0 - \$4,000	14	\$1	\$41	147	\$31	\$214	116	\$29	\$248	277	\$61	\$219
	4,001 - 8,000	22	1	60	329	168	512	197	118	598	548	288	525
	8,001 - 12,000	9	A/	23	374	216	577	318	298	937	701	514	733
	12,001 - 16,000	0	0	0	418	196	470	321	271	844	739	467	632
	16,001 - 20,000	0	0	0	435	139	320	281	173	615	716	312	436
	20,001 - 24,000	0	0	0	416	74	178	240	104	434	656	178	271
	24,001 - 28,000	0	0	0	263	14	54	224	57	255	487	71	146
	28,001 and Over	0	0	0	0	0	0	140	13	93	140	13	93
	<b>TOTALS</b>	<b>45</b>	<b>\$2</b>	<b>\$47</b>	<b>2,382</b>	<b>\$839</b>	<b>\$352</b>	<b>1,837</b>	<b>\$1,063</b>	<b>\$579</b>	<b>4,264</b>	<b>\$1,904</b>	<b>\$447</b>
<b>All</b>													
	\$0 - \$4,000	484	\$21	\$43	199	\$42	\$209	155	\$38	\$244	838	\$100	\$119
	4,001 - 8,000	719	52	73	429	216	504	269	162	602	1,417	431	304
	8,001 - 12,000	135	3	22	491	281	573	453	414	913	1,079	698	647
	12,001 - 16,000	0	0	0	532	252	473	457	388	849	989	640	647
	16,001 - 20,000	0	0	0	559	177	317	485	298	614	1,044	475	455
	20,001 - 24,000	0	0	0	533	93	174	447	190	426	980	283	289
	24,001 - 28,000	0	0	0	349	19	54	448	109	243	797	128	161
	28,001 and Over	0	0	0	0	0	0	336	29	87	336	29	87
	<b>TOTALS</b>	<b>1,338</b>	<b>\$76</b>	<b>\$57</b>	<b>3,092</b>	<b>\$1,080</b>	<b>\$349</b>	<b>3,050</b>	<b>\$1,627</b>	<b>\$534</b>	<b>7,480</b>	<b>\$2,783</b>	<b>\$372</b>

\* Includes Married Filing Separate status.

A/ Amount is less than \$500.

D/ Tax Law prohibits the disclosure of individual taxpayer information.

# Schenectady County

Filing Status	Earned Income	Number of Qualifying Children									Total		
		None			One			More than One			#	Credits (000's)	Avg. Credit
		#	Credits (000's)	Avg. Credit	#	Credits (000's)	Avg. Credit	#	Credits (000's)	Avg. Credit			
<b>Single</b>													
	\$0 - \$4,000	397	\$17	\$43	66	\$13	\$193	64	\$15	\$227	527	\$45	\$84
	4,001 - 8,000	640	49	76	77	38	488	47	27	582	764	114	149
	8,001 - 12,000	112	2	20	38	21	558	33	30	902	183	53	291
	12,001 - 16,000	0	0	0	19	10	510	19	17	881	38	26	695
	16,001 - 20,000	0	0	0	15	5	342	6	4	658	21	9	432
	20,001 - 24,000	0	0	0	17	4	220	7	3	474	24	7	294
	24,001 - 28,000	0	0	0	11	1	76	0	0	0	11	1	76
	28,001 and Over	0	0	0	0	0	0	0	0	0	0	0	0
	<b>TOTALS</b>	<b>1,149</b>	<b>\$68</b>	<b>\$59</b>	<b>243</b>	<b>\$91</b>	<b>\$374</b>	<b>176</b>	<b>\$96</b>	<b>\$543</b>	<b>1,568</b>	<b>\$255</b>	<b>\$162</b>
<b>Married Filing Joint</b>													
	\$0 - \$4,000	30	\$1	\$36	24	\$4	\$182	41	\$10	\$233	95	\$15	\$158
	4,001 - 8,000	35	3	73	36	18	488	46	27	592	117	47	405
	8,001 - 12,000	28	1	27	41	24	586	102	92	898	171	116	680
	12,001 - 16,000	0	0	0	71	36	505	94	82	875	165	118	716
	16,001 - 20,000	0	0	0	63	19	303	143	84	585	206	103	499
	20,001 - 24,000	0	0	0	72	12	167	170	71	420	242	83	344
	24,001 - 28,000	0	0	0	40	2	47	148	35	235	188	37	195
	28,001 and Over	0	0	0	0	0	0	122	10	84	122	10	84
	<b>TOTALS</b>	<b>93</b>	<b>\$4</b>	<b>\$47</b>	<b>347</b>	<b>\$115</b>	<b>\$331</b>	<b>866</b>	<b>\$411</b>	<b>\$474</b>	<b>1,306</b>	<b>\$530</b>	<b>\$406</b>
<b>Head of Household*</b>													
	\$0 - \$4,000	12	A/	\$39	222	\$44	\$198	178	\$44	\$245	412	\$88	\$214
	4,001 - 8,000	20	2	78	382	194	509	350	210	600	752	406	540
	8,001 - 12,000	24	1	25	427	250	586	410	385	938	861	635	738
	12,001 - 16,000	0	0	0	420	201	479	362	316	872	782	517	661
	16,001 - 20,000	0	0	0	443	145	326	355	224	631	798	368	462
	20,001 - 24,000	0	0	0	404	72	177	311	138	443	715	209	293
	24,001 - 28,000	0	0	0	222	13	57	261	66	253	483	79	163
	28,001 and Over	0	0	0	0	0	0	117	11	94	117	11	94
	<b>TOTALS</b>	<b>56</b>	<b>\$3</b>	<b>\$47</b>	<b>2,520</b>	<b>\$918</b>	<b>\$364</b>	<b>2,344</b>	<b>\$1,393</b>	<b>\$594</b>	<b>4,920</b>	<b>\$2,314</b>	<b>\$470</b>
<b>All</b>													
	\$0 - \$4,000	439	\$19	\$43	312	\$61	\$196	283	\$68	\$239	1,034	\$148	\$143
	4,001 - 8,000	695	53	76	495	250	504	443	264	597	1,633	567	347
	8,001 - 12,000	164	4	22	506	295	584	545	506	928	1,215	805	662
	12,001 - 16,000	0	0	0	510	247	484	475	415	873	985	661	671
	16,001 - 20,000	0	0	0	521	169	324	504	311	618	1,025	480	469
	20,001 - 24,000	0	0	0	493	87	177	488	213	436	981	300	306
	24,001 - 28,000	0	0	0	273	15	57	409	101	246	682	116	170
	28,001 and Over	0	0	0	0	0	0	239	21	89	239	21	89
	<b>TOTALS</b>	<b>1,298</b>	<b>\$75</b>	<b>\$58</b>	<b>3,110</b>	<b>\$1,124</b>	<b>\$361</b>	<b>3,386</b>	<b>\$1,899</b>	<b>\$561</b>	<b>7,794</b>	<b>\$3,098</b>	<b>\$398</b>

\* Includes Married Filing Separate status.

A/ Amount is less than \$500.

# Schoharie County

Filing Status	Earned Income	Number of Qualifying Children									Total			
		None			One			More than One			#	Credits (000's)	Avg. Credit	
		#	Credits (000's)	Avg. Credit	#	Credits (000's)	Avg. Credit	#	Credits (000's)	Avg. Credit				
<b>Single</b>														
	\$0 - \$4,000	96	\$4	\$40	5	\$1	\$113	4	\$1	\$197	105	\$5	\$49	
	4,001 - 8,000	131	10	75	8	4	484	7	5	664	146	18	126	
	8,001 - 12,000	19	A/	20	12	7	571	6	5	878	37	13	338	
	12,001 - 16,000	0	0	0	D/	1	D/	D/	3	D/	6	4	701	
	16,001 - 20,000	0	0	0	6	2	368	0	0	0	6	2	368	
	20,001 - 24,000	0	0	0	D/	A/	D/	0	0	0	D/	A/	D/	
	24,001 - 28,000	0	0	0	D/	A/	D/	D/	1	D/	3	1	170	
	28,001 and Over	0	0	0	D/	A/	D/	0	0	0	D/	A/	D/	
	<b>TOTALS</b>	<b>246</b>	<b>\$14</b>	<b>\$57</b>	<b>37</b>	<b>\$15</b>	<b>\$409</b>	<b>22</b>	<b>\$14</b>	<b>\$634</b>	<b>305</b>	<b>\$43</b>	<b>\$141</b>	
<b>Married Filing Joint</b>														
	\$0 - \$4,000	17	\$1	\$36	8	\$2	\$211	11	\$3	\$264	36	\$5	\$145	
	4,001 - 8,000	D/	2	D/	D/	7	D/	21	12	587	64	21	329	
	8,001 - 12,000	D/	A/	D/	D/	13	D/	46	43	944	81	56	696	
	12,001 - 16,000	0	0	0	D/	14	D/	D/	39	D/	72	53	740	
	16,001 - 20,000	0	0	0	27	8	304	48	29	611	75	38	500	
	20,001 - 24,000	0	0	0	22	4	167	64	25	397	86	29	338	
	24,001 - 28,000	0	0	0	D/	1	D/	D/	18	D/	92	19	207	
	28,001 and Over	0	0	0	0	0	0	51	4	83	51	4	83	
	<b>TOTALS</b>	<b>58</b>	<b>\$3</b>	<b>\$48</b>	<b>141</b>	<b>\$48</b>	<b>\$342</b>	<b>358</b>	<b>\$175</b>	<b>\$488</b>	<b>557</b>	<b>\$226</b>	<b>\$405</b>	
<b>Head of Household*</b>														
	\$0 - \$4,000	0	\$0	\$0	29	\$5	\$187	21	\$5	\$224	50	\$10	\$202	
	4,001 - 8,000	D/	A/	D/	D/	31	D/	46	29	635	112	60	535	
	8,001 - 12,000	D/	A/	D/	D/	52	D/	63	58	925	158	111	701	
	12,001 - 16,000	0	0	0	85	40	469	66	57	859	151	97	639	
	16,001 - 20,000	0	0	0	87	27	310	50	32	646	137	59	433	
	20,001 - 24,000	0	0	0	69	12	169	55	24	428	124	35	284	
	24,001 - 28,000	0	0	0	49	3	62	33	8	254	82	11	139	
	28,001 and Over	0	0	0	0	0	0	29	3	88	29	3	88	
	<b>TOTALS</b>	<b>7</b>	<b>A/</b>	<b>\$31</b>	<b>473</b>	<b>\$170</b>	<b>\$359</b>	<b>363</b>	<b>\$216</b>	<b>\$594</b>	<b>843</b>	<b>\$386</b>	<b>\$458</b>	
<b>All</b>														
	\$0 - \$4,000	113	\$4	\$39	42	\$8	\$183	36	\$8	\$233	191	\$21	\$107	
	4,001 - 8,000	162	12	72	86	41	481	74	46	624	322	99	308	
	8,001 - 12,000	36	1	24	125	72	575	115	107	930	276	180	651	
	12,001 - 16,000	0	0	0	116	55	477	113	99	873	229	154	673	
	16,001 - 20,000	0	0	0	120	37	311	98	62	629	218	99	454	
	20,001 - 24,000	0	0	0	D/	15	D/	119	49	411	D/	64	D/	
	24,001 - 28,000	0	0	0	69	4	60	108	27	248	177	31	175	
	28,001 and Over	0	0	0	D/	A/	D/	80	7	85	D/	7	D/	
	<b>TOTALS</b>	<b>311</b>	<b>\$17</b>	<b>\$55</b>	<b>651</b>	<b>\$233</b>	<b>\$358</b>	<b>743</b>	<b>\$404</b>	<b>\$544</b>	<b>1,705</b>	<b>\$655</b>	<b>\$384</b>	

\* Includes Married Filing Separate status.

A/ Amount is less than \$500.

D/ Tax Law prohibits the disclosure of individual taxpayer information.

# Schuyler County

Filing Status	Earned Income	Number of Qualifying Children									Total		
		None			One			More than One			#	Credits (000's)	Avg. Credit
		#	Credits (000's)	Avg. Credit	#	Credits (000's)	Avg. Credit	#	Credits (000's)	Avg. Credit			
<b>Single</b>													
	\$0 - \$4,000	66	\$3	\$41	8	\$1	\$176	6	\$1	\$170	80	\$5	\$64
	4,001 - 8,000	67	5	77	11	5	489	11	7	643	89	18	197
	8,001 - 12,000	14	A/	27	14	8	551	3	3	888	31	11	347
	12,001 - 16,000	0	0	0	D/	2	D/	2	D/	D/	7	4	597
	16,001 - 20,000	0	0	0	D/	1	D/	1	D/	D/	4	2	470
	20,001 - 24,000	0	0	0	D/	1	D/	2	D/	D/	6	2	276
	24,001 - 28,000	0	0	0	0	0	0	0	0	0	0	0	0
	28,001 and Over	0	0	0	0	0	0	0	0	0	0	0	0
	<b>TOTALS</b>	<b>147</b>	<b>\$8</b>	<b>\$56</b>	<b>45</b>	<b>\$19</b>	<b>\$415</b>	<b>25</b>	<b>\$14</b>	<b>\$571</b>	<b>217</b>	<b>\$41</b>	<b>\$190</b>
<b>Married Filing Joint</b>													
	\$0 - \$4,000	D/	\$1	D/	D/	\$1	D/	9	\$2	\$266	27	\$4	\$158
	4,001 - 8,000	10	1	59	10	5	517	24	14	590	44	20	453
	8,001 - 12,000	D/	A/	D/	D/	12	D/	20	18	915	41	30	736
	12,001 - 16,000	0	0	0	D/	7	D/	D/	20	D/	40	27	676
	16,001 - 20,000	0	0	0	D/	6	D/	D/	23	D/	59	29	488
	20,001 - 24,000	0	0	0	D/	3	D/	D/	16	D/	64	19	301
	24,001 - 28,000	0	0	0	9	A/	27	46	10	223	55	11	191
	28,001 and Over	0	0	0	0	0	0	56	4	72	56	4	72
	<b>TOTALS</b>	<b>23</b>	<b>\$1</b>	<b>\$50</b>	<b>102</b>	<b>\$34</b>	<b>\$335</b>	<b>261</b>	<b>\$109</b>	<b>\$416</b>	<b>386</b>	<b>\$144</b>	<b>\$373</b>
<b>Head of Household*</b>													
	\$0 - \$4,000	D/	A/	D/	D/	\$5	D/	21	\$5	\$260	50	\$10	\$202
	4,001 - 8,000	0	0	0	61	31	502	20	12	607	81	43	528
	8,001 - 12,000	D/	A/	D/	D/	25	D/	41	39	940	86	64	743
	12,001 - 16,000	0	0	0	64	30	472	41	36	876	105	66	630
	16,001 - 20,000	0	0	0	58	19	333	41	25	609	99	44	447
	20,001 - 24,000	0	0	0	35	6	184	31	12	402	66	19	286
	24,001 - 28,000	0	0	0	28	2	63	20	5	258	48	7	144
	28,001 and Over	0	0	0	0	0	0	11	1	100	11	1	100
	<b>TOTALS</b>	<b>3</b>	<b>A/</b>	<b>\$35</b>	<b>317</b>	<b>\$118</b>	<b>\$373</b>	<b>226</b>	<b>\$136</b>	<b>\$601</b>	<b>546</b>	<b>\$254</b>	<b>\$465</b>
<b>All</b>													
	\$0 - \$4,000	80	\$3	\$41	41	\$7	\$179	36	\$9	\$247	157	\$20	\$124
	4,001 - 8,000	77	6	74	82	41	502	55	33	607	214	80	375
	8,001 - 12,000	16	A/	28	78	45	576	64	59	930	158	105	664
	12,001 - 16,000	0	0	0	87	40	456	65	58	888	152	97	641
	16,001 - 20,000	0	0	0	80	26	325	82	49	596	162	75	462
	20,001 - 24,000	0	0	0	59	10	171	77	30	386	136	40	293
	24,001 - 28,000	0	0	0	37	2	54	66	15	234	103	17	169
	28,001 and Over	0	0	0	0	0	0	67	5	76	67	5	76
	<b>TOTALS</b>	<b>173</b>	<b>\$9</b>	<b>\$55</b>	<b>464</b>	<b>\$171</b>	<b>\$369</b>	<b>512</b>	<b>\$259</b>	<b>\$505</b>	<b>1,149</b>	<b>\$439</b>	<b>\$382</b>

\* Includes Married Filing Separate status.

A/ Amount is less than \$500.

D/ Tax Law prohibits the disclosure of individual taxpayer information.

# Seneca County

Filing Status	Earned Income	Number of Qualifying Children									Total		
		None			One			More than One			#	Credits (000's)	Avg. Credit
		#	Credits (000's)	Avg. Credit	#	Credits (000's)	Avg. Credit	#	Credits (000's)	Avg. Credit			
<b>Single</b>													
	\$0 - \$4,000	107	\$5	\$44	13	\$3	\$231	7	\$2	\$269	127	\$10	\$75
	4,001 - 8,000	122	9	73	D/	9	D/	D/	1	D/	143	19	136
	8,001 - 12,000	17	A/	20	7	4	563	3	3	873	27	7	256
	12,001 - 16,000	0	0	0	11	6	514	3	3	913	14	8	599
	16,001 - 20,000	0	0	0	5	2	380	D/	1	D/	D/	3	D/
	20,001 - 24,000	0	0	0	D/	1	D/	D/	2	D/	6	2	378
	24,001 - 28,000	0	0	0	D/	A/	D/	D/	1	D/	3	1	219
	28,001 and Over	0	0	0	0	0	0	D/	A/	D/	D/	A/	D/
	<b>TOTALS</b>	<b>246</b>	<b>\$14</b>	<b>\$57</b>	<b>59</b>	<b>\$25</b>	<b>\$420</b>	<b>23</b>	<b>\$12</b>	<b>\$521</b>	<b>328</b>	<b>\$51</b>	<b>\$154</b>
<b>Married Filing Joint</b>													
	\$0 - \$4,000	12	A/	\$36	7	\$1	\$137	13	\$3	\$222	32	\$4	\$134
	4,001 - 8,000	16	1	72	D/	7	492	D/	20	D/	65	28	432
	8,001 - 12,000	12	A/	27	20	10	522	35	32	918	67	43	640
	12,001 - 16,000	0	0	0	26	14	527	46	40	861	72	53	740
	16,001 - 20,000	0	0	0	28	8	283	54	34	625	82	42	508
	20,001 - 24,000	0	0	0	D/	4	D/	D/	25	D/	87	29	334
	24,001 - 28,000	0	0	0	D/	1	D/	D/	13	D/	78	14	184
	28,001 and Over	0	0	0	0	0	0	51	4	83	51	4	83
	<b>TOTALS</b>	<b>40</b>	<b>\$2</b>	<b>\$48</b>	<b>143</b>	<b>\$45</b>	<b>\$316</b>	<b>351</b>	<b>\$171</b>	<b>\$487</b>	<b>534</b>	<b>\$218</b>	<b>\$408</b>
<b>Head of Household*</b>													
	\$0 - \$4,000	4	A/	\$46	42	\$9	\$213	33	\$9	\$259	79	\$18	\$224
	4,001 - 8,000	5	A/	80	71	36	509	52	32	623	128	69	539
	8,001 - 12,000	7	A/	37	92	53	577	57	54	939	156	107	685
	12,001 - 16,000	0	0	0	100	45	448	81	72	884	181	116	643
	16,001 - 20,000	0	0	0	121	38	317	D/	57	D/	D/	95	D/
	20,001 - 24,000	0	0	0	83	15	182	76	33	429	159	48	300
	24,001 - 28,000	0	0	0	53	3	60	46	11	239	99	14	143
	28,001 and Over	0	0	0	0	0	0	D/	1	D/	D/	1	D/
	<b>TOTALS</b>	<b>16</b>	<b>\$1</b>	<b>\$52</b>	<b>562</b>	<b>\$200</b>	<b>\$355</b>	<b>453</b>	<b>\$268</b>	<b>\$591</b>	<b>1,031</b>	<b>\$468</b>	<b>\$454</b>
<b>All</b>													
	\$0 - \$4,000	123	\$5	\$43	62	\$13	\$208	53	\$13	\$251	238	\$32	\$132
	4,001 - 8,000	143	10	73	105	53	505	88	53	604	336	117	347
	8,001 - 12,000	36	1	26	119	67	567	95	88	929	250	157	627
	12,001 - 16,000	0	0	0	137	64	468	130	114	877	267	178	667
	16,001 - 20,000	0	0	0	154	48	313	147	92	623	301	140	465
	20,001 - 24,000	0	0	0	113	19	172	139	60	429	252	79	313
	24,001 - 28,000	0	0	0	74	4	59	106	25	235	180	29	162
	28,001 and Over	0	0	0	0	0	0	69	6	83	69	6	83
	<b>TOTALS</b>	<b>302</b>	<b>\$17</b>	<b>\$55</b>	<b>764</b>	<b>\$270</b>	<b>\$353</b>	<b>827</b>	<b>\$451</b>	<b>\$545</b>	<b>1,893</b>	<b>\$737</b>	<b>\$389</b>

\* Includes Married Filing Separate status.

A/ Amount is less than \$500.

D/ Tax Law prohibits the disclosure of individual taxpayer information.

# Steuben County

Filing Status	Earned Income	Number of Qualifying Children									Total			
		None			One			More than One			#	Credits (000's)	Avg. Credit	
		#	Credits (000's)	Avg. Credit	#	Credits (000's)	Avg. Credit	#	Credits (000's)	Avg. Credit				
<b>Single</b>														
	\$0 - \$4,000	299	\$13	\$43	68	\$15	\$225	58	\$13	\$220	425	\$41	\$96	
	4,001 - 8,000	412	30	73	92	46	498	67	41	612	571	117	205	
	8,001 - 12,000	59	1	20	77	44	568	54	48	889	190	93	489	
	12,001 - 16,000	0	0	0	29	13	455	30	26	874	59	39	668	
	16,001 - 20,000	0	0	0	30	11	353	14	9	676	44	20	455	
	20,001 - 24,000	0	0	0	16	3	199	6	2	395	22	6	252	
	24,001 - 28,000	0	0	0	7	A/	61	D/	1	D/	D/	2	D/	
	28,001 and Over	0	0	0	0	0	0	D/	A/	D/	D/	A/	D/	
	<b>TOTALS</b>	<b>770</b>	<b>\$44</b>	<b>\$57</b>	<b>319</b>	<b>\$132</b>	<b>\$415</b>	<b>237</b>	<b>\$141</b>	<b>\$597</b>	<b>1,326</b>	<b>\$318</b>	<b>\$240</b>	
<b>Married Filing Joint</b>														
	\$0 - \$4,000	52	\$2	\$32	24	\$4	\$169	53	\$12	\$227	129	\$18	\$138	
	4,001 - 8,000	46	3	73	68	32	471	87	52	596	201	87	434	
	8,001 - 12,000	35	1	25	94	53	566	164	149	907	293	203	692	
	12,001 - 16,000	0	0	0	98	47	485	183	151	828	281	199	708	
	16,001 - 20,000	0	0	0	102	30	291	205	117	572	307	147	479	
	20,001 - 24,000	0	0	0	89	14	159	217	85	393	306	100	325	
	24,001 - 28,000	0	0	0	60	3	49	238	54	227	298	57	191	
	28,001 and Over	0	0	0	0	0	0	174	14	79	174	14	79	
	<b>TOTALS</b>	<b>133</b>	<b>\$6</b>	<b>\$44</b>	<b>535</b>	<b>\$184</b>	<b>\$343</b>	<b>1,321</b>	<b>\$634</b>	<b>\$480</b>	<b>1,989</b>	<b>\$824</b>	<b>\$414</b>	
<b>Head of Household*</b>														
	\$0 - \$4,000	9	A/	\$36	104	\$20	\$193	76	\$18	\$236	189	\$38	\$203	
	4,001 - 8,000	15	1	68	230	118	514	150	90	603	395	210	531	
	8,001 - 12,000	15	A/	31	270	154	569	239	219	914	524	372	711	
	12,001 - 16,000	0	0	0	299	137	459	218	185	847	517	322	623	
	16,001 - 20,000	0	0	0	293	94	321	232	145	624	525	239	455	
	20,001 - 24,000	0	0	0	245	42	170	170	72	425	415	114	274	
	24,001 - 28,000	0	0	0	140	7	53	D/	35	D/	D/	43	D/	
	28,001 and Over	0	0	0	0	0	0	D/	8	D/	D/	8	D/	
	<b>TOTALS</b>	<b>39</b>	<b>\$2</b>	<b>\$46</b>	<b>1,581</b>	<b>\$572</b>	<b>\$362</b>	<b>1,309</b>	<b>\$772</b>	<b>\$590</b>	<b>2,929</b>	<b>\$1,346</b>	<b>\$459</b>	
<b>All</b>														
	\$0 - \$4,000	360	\$15	\$42	196	\$39	\$201	187	\$43	\$228	743	\$97	\$131	
	4,001 - 8,000	473	34	73	390	196	502	304	183	603	1,167	414	355	
	8,001 - 12,000	109	3	23	441	250	568	457	415	909	1,007	668	664	
	12,001 - 16,000	0	0	0	426	198	464	431	362	841	857	560	654	
	16,001 - 20,000	0	0	0	425	134	316	451	272	602	876	406	463	
	20,001 - 24,000	0	0	0	350	59	169	393	160	407	743	219	295	
	24,001 - 28,000	0	0	0	207	11	52	385	91	236	592	102	172	
	28,001 and Over	0	0	0	0	0	0	259	22	84	259	22	84	
	<b>TOTALS</b>	<b>942</b>	<b>\$52</b>	<b>\$55</b>	<b>2,435</b>	<b>\$888</b>	<b>\$365</b>	<b>2,867</b>	<b>\$1,548</b>	<b>\$540</b>	<b>6,244</b>	<b>\$2,488</b>	<b>\$398</b>	

\* Includes Married Filing Separate status.

A/ Amount is less than \$500.

D/ Tax Law prohibits the disclosure of individual taxpayer information.

# Suffolk County

Filing Status	Earned Income	Number of Qualifying Children									Total			
		None			One			More than One			#	Credits (000's)	Avg. Credit	
		#	Credits (000's)	Avg. Credit	#	Credits (000's)	Avg. Credit	#	Credits (000's)	Avg. Credit				
<b>Single</b>														
	\$0 - \$4,000	3,692	\$163	\$44	D/	\$55	D/	D/	\$30	D/	4,082	\$248	\$61	
	4,001 - 8,000	5,707	429	75	424	211	498	190	111	583	6,321	750	119	
	8,001 - 12,000	925	18	19	354	203	572	177	162	916	1,456	382	263	
	12,001 - 16,000	0	0	0	260	133	513	129	113	876	389	246	633	
	16,001 - 20,000	0	0	0	182	65	355	71	48	679	253	113	446	
	20,001 - 24,000	0	0	0	115	24	213	48	22	467	163	47	288	
	24,001 - 28,000	0	0	0	73	5	70	30	9	298	103	14	136	
	28,001 and Over	0	0	0	D/	A/	D/	D/	3	D/	31	3	109	
	<b>TOTALS</b>	<b>10,324</b>	<b>\$609</b>	<b>\$59</b>	<b>1,674</b>	<b>\$696</b>	<b>\$416</b>	<b>800</b>	<b>\$499</b>	<b>\$624</b>	<b>12,798</b>	<b>\$1,804</b>	<b>\$141</b>	
<b>Married Filing Joint</b>														
	\$0 - \$4,000	236	\$9	\$37	D/	\$33	D/	D/	\$50	D/	626	\$92	\$147	
	4,001 - 8,000	379	27	71	383	190	497	431	252	585	1,193	469	393	
	8,001 - 12,000	243	6	23	579	327	565	904	809	895	1,726	1,142	661	
	12,001 - 16,000	0	0	0	663	326	492	1,072	901	840	1,735	1,227	707	
	16,001 - 20,000	0	0	0	718	213	296	1,289	777	603	2,007	990	493	
	20,001 - 24,000	0	0	0	791	128	162	1,486	600	404	2,277	729	320	
	24,001 - 28,000	0	0	0	466	24	51	1,472	337	229	1,938	361	186	
	28,001 and Over	0	0	0	D/	A/	D/	D/	86	D/	1,066	86	81	
	<b>TOTALS</b>	<b>858</b>	<b>\$41</b>	<b>\$48</b>	<b>3,772</b>	<b>\$1,241</b>	<b>\$329</b>	<b>7,938</b>	<b>\$3,812</b>	<b>\$480</b>	<b>12,568</b>	<b>\$5,094</b>	<b>\$405</b>	
<b>Head of Household*</b>														
	\$0 - \$4,000	129	\$5	\$42	961	\$199	\$207	637	\$152	\$239	1,727	\$357	\$207	
	4,001 - 8,000	226	16	70	2,659	1,368	514	1,232	747	606	4,117	2,130	517	
	8,001 - 12,000	197	5	24	2,780	1,618	582	2,145	1,990	928	5,122	3,612	705	
	12,001 - 16,000	0	0	0	3,116	1,467	471	2,109	1,805	856	5,225	3,271	626	
	16,001 - 20,000	0	0	0	2,960	943	319	2,013	1,254	623	4,973	2,198	442	
	20,001 - 24,000	0	0	0	2,657	468	176	1,917	829	433	4,574	1,297	284	
	24,001 - 28,000	0	0	0	1,731	96	56	1,729	437	253	3,460	533	154	
	28,001 and Over	0	0	0	3	A/	1	1,197	109	91	1,200	109	91	
	<b>TOTALS</b>	<b>552</b>	<b>\$26</b>	<b>\$47</b>	<b>16,867</b>	<b>\$6,159</b>	<b>\$365</b>	<b>12,979</b>	<b>\$7,323</b>	<b>\$564</b>	<b>30,398</b>	<b>\$13,508</b>	<b>\$444</b>	
<b>All</b>														
	\$0 - \$4,000	4,057	\$177	\$44	1,396	\$287	\$206	982	\$233	\$237	6,435	\$697	\$108	
	4,001 - 8,000	6,312	471	75	3,466	1,769	510	1,853	1,110	599	11,631	3,350	288	
	8,001 - 12,000	1,365	28	20	3,713	2,148	579	3,226	2,960	918	8,304	5,136	619	
	12,001 - 16,000	0	0	0	4,039	1,926	477	3,310	2,818	851	7,349	4,744	646	
	16,001 - 20,000	0	0	0	3,860	1,221	316	3,373	2,079	616	7,233	3,300	456	
	20,001 - 24,000	0	0	0	3,563	621	174	3,451	1,452	421	7,014	2,073	296	
	24,001 - 28,000	0	0	0	2,270	125	55	3,231	783	242	5,501	908	165	
	28,001 and Over	0	0	0	6	A/	2	2,291	198	86	2,297	198	86	
	<b>TOTALS</b>	<b>11,734</b>	<b>\$676</b>	<b>\$58</b>	<b>22,313</b>	<b>\$8,097</b>	<b>\$363</b>	<b>21,717</b>	<b>\$11,634</b>	<b>\$536</b>	<b>55,764</b>	<b>\$20,407</b>	<b>\$366</b>	

\* Includes Married Filing Separate status.

A/ Amount is less than \$500.

D/ Tax Law prohibits the disclosure of individual taxpayer information.



# Sullivan County

Filing Status	Earned Income	Number of Qualifying Children									Total		
		None			One			More than One			#	Credits (000's)	Avg. Credit
		#	Credits (000's)	Avg. Credit	#	Credits (000's)	Avg. Credit	#	Credits (000's)	Avg. Credit			
<b>Single</b>													
	\$0 - \$4,000	280	\$12	\$42	38	\$7	\$196	30	\$7	\$232	348	\$26	\$75
	4,001 - 8,000	376	28	75	74	37	504	37	21	570	487	87	178
	8,001 - 12,000	69	1	19	37	21	575	33	30	917	139	53	380
	12,001 - 16,000	0	0	0	20	10	498	11	10	920	31	20	648
	16,001 - 20,000	0	0	0	10	4	379	7	5	681	17	9	503
	20,001 - 24,000	0	0	0	12	2	206	4	2	494	16	4	278
	24,001 - 28,000	0	0	0	4	A/	85	0	0	0	4	A/	85
	28,001 and Over	0	0	0	0	0	0	3	A/	125	3	A/	125
	<b>TOTALS</b>	<b>725</b>	<b>\$41</b>	<b>\$57</b>	<b>195</b>	<b>\$83</b>	<b>\$423</b>	<b>125</b>	<b>\$76</b>	<b>\$604</b>	<b>1,045</b>	<b>\$199</b>	<b>\$191</b>
<b>Married Filing Joint</b>													
	\$0 - \$4,000	26	\$1	\$38	17	\$3	\$164	28	\$7	\$243	71	\$11	\$149
	4,001 - 8,000	38	3	67	47	24	517	70	43	607	155	69	448
	8,001 - 12,000	24	1	29	72	41	573	147	137	935	243	179	738
	12,001 - 16,000	0	0	0	59	29	489	118	101	856	177	130	733
	16,001 - 20,000	0	0	0	69	21	300	121	75	623	190	96	505
	20,001 - 24,000	0	0	0	70	10	144	159	64	401	229	74	322
	24,001 - 28,000	0	0	0	41	2	56	117	27	234	158	30	187
	28,001 and Over	0	0	0	0	0	0	84	6	72	84	6	72
	<b>TOTALS</b>	<b>88</b>	<b>\$4</b>	<b>\$48</b>	<b>375</b>	<b>\$130</b>	<b>\$347</b>	<b>844</b>	<b>\$460</b>	<b>\$545</b>	<b>1,307</b>	<b>\$595</b>	<b>\$455</b>
<b>Head of Household*</b>													
	\$0 - \$4,000	8	A/	\$41	78	\$16	\$206	58	\$15	\$258	144	\$31	\$218
	4,001 - 8,000	11	1	69	216	115	531	131	82	623	358	197	551
	8,001 - 12,000	11	A/	23	238	141	593	244	228	933	493	369	748
	12,001 - 16,000	0	0	0	272	134	492	209	182	873	481	316	657
	16,001 - 20,000	0	0	0	246	78	317	214	135	632	460	213	464
	20,001 - 24,000	0	0	0	211	37	176	187	84	450	398	121	305
	24,001 - 28,000	0	0	0	101	6	58	125	32	256	226	38	167
	28,001 and Over	0	0	0	0	0	0	52	5	101	52	5	101
	<b>TOTALS</b>	<b>30</b>	<b>\$1</b>	<b>\$45</b>	<b>1,362</b>	<b>\$527</b>	<b>\$387</b>	<b>1,220</b>	<b>\$763</b>	<b>\$626</b>	<b>2,612</b>	<b>\$1,291</b>	<b>\$494</b>
<b>All</b>													
	\$0 - \$4,000	314	\$13	\$41	133	\$26	\$198	116	\$29	\$248	563	\$68	\$121
	4,001 - 8,000	425	32	74	337	176	523	238	145	610	1,000	353	353
	8,001 - 12,000	104	2	22	347	204	587	424	395	932	875	601	687
	12,001 - 16,000	0	0	0	351	173	492	338	294	869	689	466	676
	16,001 - 20,000	0	0	0	325	103	315	342	215	630	667	318	476
	20,001 - 24,000	0	0	0	293	50	169	350	150	428	643	199	310
	24,001 - 28,000	0	0	0	146	8	58	242	59	245	388	68	175
	28,001 and Over	0	0	0	0	0	0	139	12	84	139	12	84
	<b>TOTALS</b>	<b>843</b>	<b>\$47</b>	<b>\$55</b>	<b>1,932</b>	<b>\$739</b>	<b>\$383</b>	<b>2,189</b>	<b>\$1,299</b>	<b>\$593</b>	<b>4,964</b>	<b>\$2,085</b>	<b>\$420</b>

\* Includes Married Filing Separate status.

A/ Amount is less than \$500.

# Tioga County

Filing Status	Earned Income	Number of Qualifying Children									Total		
		None			One			More than One			#	Credits (000's)	Avg. Credit
		#	Credits (000's)	Avg. Credit	#	Credits (000's)	Avg. Credit	#	Credits (000's)	Avg. Credit			
<b>Single</b>													
	\$0 - \$4,000	144	\$6	\$44	32	\$6	\$186	18	\$5	\$263	194	\$17	\$88
	4,001 - 8,000	182	14	75	35	18	515	29	17	594	246	49	199
	8,001 - 12,000	25	A/	19	20	12	577	16	14	876	61	26	427
	12,001 - 16,000	0	0	0	17	8	488	7	6	811	24	14	582
	16,001 - 20,000	0	0	0	17	5	322	4	3	701	21	8	394
	20,001 - 24,000	0	0	0	D/	1	D/	D/	1	D/	6	2	269
	24,001 - 28,000	0	0	0	D/	A/	D/	D/	1	D/	6	1	140
	28,001 and Over	0	0	0	0	0	0	0	0	0	0	0	0
	<b>TOTALS</b>	<b>351</b>	<b>\$21</b>	<b>\$58</b>	<b>129</b>	<b>\$50</b>	<b>\$391</b>	<b>78</b>	<b>\$46</b>	<b>\$587</b>	<b>558</b>	<b>\$117</b>	<b>\$209</b>
<b>Married Filing Joint</b>													
	\$0 - \$4,000	19	\$1	\$48	12	\$2	\$187	16	\$4	\$247	47	\$7	\$151
	4,001 - 8,000	24	2	73	26	14	528	34	20	588	84	35	422
	8,001 - 12,000	14	A/	30	26	14	537	52	45	869	92	60	648
	12,001 - 16,000	0	0	0	32	15	472	71	61	861	103	76	740
	16,001 - 20,000	0	0	0	43	12	283	113	69	612	156	81	521
	20,001 - 24,000	0	0	0	D/	6	D/	D/	47	D/	160	54	336
	24,001 - 28,000	0	0	0	D/	1	D/	D/	24	D/	144	26	178
	28,001 and Over	0	0	0	0	0	0	96	7	72	96	7	72
	<b>TOTALS</b>	<b>57</b>	<b>\$3</b>	<b>\$54</b>	<b>212</b>	<b>\$65</b>	<b>\$306</b>	<b>613</b>	<b>\$278</b>	<b>\$454</b>	<b>882</b>	<b>\$346</b>	<b>\$392</b>
<b>Head of Household*</b>													
	\$0 - \$4,000	4	A/	\$56	36	\$8	\$213	30	\$6	\$208	70	\$14	\$202
	4,001 - 8,000	6	A/	66	106	54	505	54	31	581	166	85	514
	8,001 - 12,000	4	A/	27	127	72	566	97	89	914	228	161	705
	12,001 - 16,000	0	0	0	117	55	471	90	78	863	207	133	641
	16,001 - 20,000	0	0	0	158	51	320	118	75	637	276	126	455
	20,001 - 24,000	0	0	0	128	23	177	63	28	437	191	50	263
	24,001 - 28,000	0	0	0	67	4	62	81	21	257	148	25	169
	28,001 and Over	0	0	0	0	0	0	42	4	99	42	4	99
	<b>TOTALS</b>	<b>14</b>	<b>\$1</b>	<b>\$52</b>	<b>739</b>	<b>\$266</b>	<b>\$359</b>	<b>575</b>	<b>\$332</b>	<b>\$577</b>	<b>1,328</b>	<b>\$598</b>	<b>\$450</b>
<b>All</b>													
	\$0 - \$4,000	167	\$8	\$45	80	\$16	\$198	64	\$15	\$233	311	\$38	\$123
	4,001 - 8,000	212	16	75	167	85	511	117	69	586	496	170	342
	8,001 - 12,000	43	1	23	173	97	563	165	148	896	381	246	646
	12,001 - 16,000	0	0	0	166	78	473	168	144	860	334	223	667
	16,001 - 20,000	0	0	0	218	68	313	235	147	626	453	215	475
	20,001 - 24,000	0	0	0	172	30	173	185	76	410	357	106	296
	24,001 - 28,000	0	0	0	104	6	56	194	46	235	298	51	173
	28,001 and Over	0	0	0	0	0	0	138	11	80	138	11	80
	<b>TOTALS</b>	<b>422</b>	<b>\$24</b>	<b>\$58</b>	<b>1,080</b>	<b>\$381</b>	<b>\$353</b>	<b>1,266</b>	<b>\$655</b>	<b>\$518</b>	<b>2,768</b>	<b>\$1,061</b>	<b>\$383</b>

\* Includes Married Filing Separate status.

A/ Amount is less than \$500.

D/ Tax Law prohibits the disclosure of individual taxpayer information.

# Tompkins County

Filing Status	Earned Income	Number of Qualifying Children									Total		
		None			One			More than One			#	Credits (000's)	Avg. Credit
		#	Credits (000's)	Avg. Credit	#	Credits (000's)	Avg. Credit	#	Credits (000's)	Avg. Credit			
<b>Single</b>													
	\$0 - \$4,000	280	\$12	\$44	33	\$6	\$181	27	\$6	\$217	340	\$24	\$71
	4,001 - 8,000	366	28	75	59	30	516	36	21	593	461	79	172
	8,001 - 12,000	55	1	20	36	21	573	31	28	906	122	50	408
	12,001 - 16,000	0	0	0	22	11	509	19	17	877	41	28	679
	16,001 - 20,000	0	0	0	13	4	337	9	6	685	22	11	480
	20,001 - 24,000	0	0	0	11	2	202	8	4	533	19	6	341
	24,001 - 28,000	0	0	0	4	A/	78	D/	2	D/	D/	2	D/
	28,001 and Over	0	0	0	0	0	0	D/	A/	D/	D/	A/	D/
	<b>TOTALS</b>	<b>701</b>	<b>\$41</b>	<b>\$58</b>	<b>178</b>	<b>\$75</b>	<b>\$422</b>	<b>138</b>	<b>\$85</b>	<b>\$614</b>	<b>1,017</b>	<b>\$201</b>	<b>\$197</b>
<b>Married Filing Joint</b>													
	\$0 - \$4,000	27	\$1	\$37	13	\$3	\$238	11	\$3	\$245	51	\$7	\$133
	4,001 - 8,000	27	2	73	28	13	478	26	15	564	81	30	371
	8,001 - 12,000	16	A/	22	42	23	557	54	48	890	112	72	641
	12,001 - 16,000	0	0	0	46	24	523	60	50	834	106	74	699
	16,001 - 20,000	0	0	0	48	14	282	81	46	564	129	59	459
	20,001 - 24,000	0	0	0	55	8	148	94	39	413	149	47	315
	24,001 - 28,000	0	0	0	51	3	51	102	24	234	153	26	173
	28,001 and Over	0	0	0	0	0	0	96	8	83	96	8	83
	<b>TOTALS</b>	<b>70</b>	<b>\$3</b>	<b>\$47</b>	<b>283</b>	<b>\$88</b>	<b>\$312</b>	<b>524</b>	<b>\$232</b>	<b>\$442</b>	<b>877</b>	<b>\$323</b>	<b>\$369</b>
<b>Head of Household*</b>													
	\$0 - \$4,000	7	A/	\$54	43	\$9	\$198	41	\$9	\$216	91	\$18	\$195
	4,001 - 8,000	9	1	76	96	48	503	70	40	578	175	89	511
	8,001 - 12,000	4	A/	25	139	80	574	113	104	919	256	184	718
	12,001 - 16,000	0	0	0	166	76	461	113	98	868	279	175	626
	16,001 - 20,000	0	0	0	185	59	319	116	74	638	301	133	442
	20,001 - 24,000	0	0	0	159	28	177	100	45	446	259	73	281
	24,001 - 28,000	0	0	0	97	5	53	D/	19	D/	D/	24	D/
	28,001 and Over	0	0	0	0	0	0	D/	5	D/	D/	5	D/
	<b>TOTALS</b>	<b>20</b>	<b>\$1</b>	<b>\$58</b>	<b>885</b>	<b>\$305</b>	<b>\$345</b>	<b>678</b>	<b>\$394</b>	<b>\$581</b>	<b>1,583</b>	<b>\$700</b>	<b>\$442</b>
<b>All</b>													
	\$0 - \$4,000	314	\$14	\$43	89	\$18	\$197	79	\$17	\$220	482	\$49	\$101
	4,001 - 8,000	402	30	75	183	92	503	132	76	579	717	199	277
	8,001 - 12,000	75	2	21	217	124	571	198	180	909	490	305	623
	12,001 - 16,000	0	0	0	234	112	478	192	165	858	426	276	649
	16,001 - 20,000	0	0	0	246	77	313	206	126	611	452	203	449
	20,001 - 24,000	0	0	0	225	39	171	202	88	434	427	126	296
	24,001 - 28,000	0	0	0	152	8	53	184	45	246	336	53	158
	28,001 and Over	0	0	0	0	0	0	147	13	88	147	13	88
	<b>TOTALS</b>	<b>791</b>	<b>\$45</b>	<b>\$57</b>	<b>1,346</b>	<b>\$469</b>	<b>\$348</b>	<b>1,340</b>	<b>\$710</b>	<b>\$530</b>	<b>3,477</b>	<b>\$1,224</b>	<b>\$352</b>

\* Includes Married Filing Separate status.

A/ Amount is less than \$500.

D/ Tax Law prohibits the disclosure of individual taxpayer information.

# Ulster County

Filing Status	Earned Income	Number of Qualifying Children									Total		
		None			One			More than One			#	Credits (000's)	Avg. Credit
		#	Credits (000's)	Avg. Credit	#	Credits (000's)	Avg. Credit	#	Credits (000's)	Avg. Credit			
<b>Single</b>													
	\$0 - \$4,000	608	\$26	\$42	56	\$12	\$221	27	\$7	\$247	691	\$45	\$65
	4,001 - 8,000	848	64	75	82	41	496	47	29	607	977	133	136
	8,001 - 12,000	160	3	20	58	33	571	24	21	895	242	58	239
	12,001 - 16,000	0	0	0	39	20	515	17	15	898	56	35	631
	16,001 - 20,000	0	0	0	17	6	350	20	14	707	37	20	543
	20,001 - 24,000	0	0	0	17	3	199	4	2	508	21	5	258
	24,001 - 28,000	0	0	0	14	1	70	5	1	286	19	2	127
	28,001 and Over	0	0	0	0	0	0	0	0	0	0	0	0
	<b>TOTALS</b>	<b>1,616</b>	<b>\$93</b>	<b>\$57</b>	<b>283</b>	<b>\$117</b>	<b>\$412</b>	<b>144</b>	<b>\$90</b>	<b>\$622</b>	<b>2,043</b>	<b>\$299</b>	<b>\$146</b>
<b>Married Filing Joint</b>													
	\$0 - \$4,000	66	\$2	\$35	32	\$6	\$182	40	\$8	\$190	138	\$16	\$114
	4,001 - 8,000	77	5	69	68	34	500	84	49	583	229	88	386
	8,001 - 12,000	52	1	21	93	52	556	162	151	933	307	204	665
	12,001 - 16,000	0	0	0	107	52	488	172	152	884	279	204	732
	16,001 - 20,000	0	0	0	134	40	296	179	109	609	313	149	475
	20,001 - 24,000	0	0	0	118	19	160	206	80	390	324	99	306
	24,001 - 28,000	0	0	0	68	4	55	212	47	223	280	51	182
	28,001 and Over	0	0	0	0	0	0	170	15	86	170	15	86
	<b>TOTALS</b>	<b>195</b>	<b>\$9</b>	<b>\$45</b>	<b>620</b>	<b>\$206</b>	<b>\$332</b>	<b>1,225</b>	<b>\$611</b>	<b>\$499</b>	<b>2,040</b>	<b>\$826</b>	<b>\$405</b>
<b>Head of Household*</b>													
	\$0 - \$4,000	18	\$1	\$33	178	\$35	\$199	147	\$36	\$242	343	\$71	\$208
	4,001 - 8,000	28	2	72	408	208	509	234	142	605	670	351	524
	8,001 - 12,000	6	A/	27	421	244	580	362	336	929	789	581	736
	12,001 - 16,000	0	0	0	470	222	473	345	298	864	815	520	638
	16,001 - 20,000	0	0	0	475	152	319	289	181	625	764	332	435
	20,001 - 24,000	0	0	0	399	71	178	313	139	443	712	210	295
	24,001 - 28,000	0	0	0	227	12	53	250	64	254	477	76	158
	28,001 and Over	0	0	0	0	0	0	141	13	95	141	13	95
	<b>TOTALS</b>	<b>52</b>	<b>\$3</b>	<b>\$53</b>	<b>2,578</b>	<b>\$944</b>	<b>\$366</b>	<b>2,081</b>	<b>\$1,208</b>	<b>\$580</b>	<b>4,711</b>	<b>\$2,155</b>	<b>\$457</b>
<b>All</b>													
	\$0 - \$4,000	692	\$29	\$41	266	\$54	\$201	214	\$50	\$233	1,172	\$132	\$113
	4,001 - 8,000	953	71	75	558	283	506	365	219	600	1,876	573	305
	8,001 - 12,000	218	4	20	572	329	575	548	509	929	1,338	842	630
	12,001 - 16,000	0	0	0	616	294	478	534	466	872	1,150	760	661
	16,001 - 20,000	0	0	0	626	197	315	488	304	623	1,114	501	450
	20,001 - 24,000	0	0	0	534	93	175	523	221	423	1,057	314	297
	24,001 - 28,000	0	0	0	309	17	54	467	112	240	776	129	166
	28,001 and Over	0	0	0	0	0	0	311	28	90	311	28	90
	<b>TOTALS</b>	<b>1,863</b>	<b>\$104</b>	<b>\$56</b>	<b>3,481</b>	<b>\$1,267</b>	<b>\$364</b>	<b>3,450</b>	<b>\$1,909</b>	<b>\$553</b>	<b>8,794</b>	<b>\$3,280</b>	<b>\$373</b>

\* Includes Married Filing Separate status.

A/ Amount is less than \$500.

# Warren County

Filing Status	Earned Income	Number of Qualifying Children									Total			
		None			One			More than One			#	Credits (000's)	Avg. Credit	
		#	Credits (000's)	Avg. Credit	#	Credits (000's)	Avg. Credit	#	Credits (000's)	Avg. Credit				
<b>Single</b>														
	\$0 - \$4,000	257	\$11	\$43	17	\$4	\$209	11	\$2	\$206	285	\$17	\$59	
	4,001 - 8,000	309	23	74	21	11	516	10	6	596	340	40	117	
	8,001 - 12,000	54	1	20	15	8	555	9	8	922	78	18	227	
	12,001 - 16,000	0	0	0	D/	6	D/	D/	2	D/	15	8	553	
	16,001 - 20,000	0	0	0	D/	4	D/	D/	2	D/	13	5	412	
	20,001 - 24,000	0	0	0	6	1	147	6	2	382	12	3	264	
	24,001 - 28,000	0	0	0	3	A/	53	D/	A/	D/	D/	1	D/	
	28,001 and Over	0	0	0	0	0	0	D/	A/	D/	D/	A/	D/	
	<b>TOTALS</b>	<b>620</b>	<b>\$35</b>	<b>\$56</b>	<b>86</b>	<b>\$34</b>	<b>\$395</b>	<b>43</b>	<b>\$23</b>	<b>\$529</b>	<b>749</b>	<b>\$92</b>	<b>\$122</b>	
<b>Married Filing Joint</b>														
	\$0 - \$4,000	21	\$1	\$35	14	\$2	\$172	16	\$3	\$206	51	\$6	\$127	
	4,001 - 8,000	38	3	66	30	15	497	38	23	615	106	41	385	
	8,001 - 12,000	19	1	29	36	20	554	84	79	938	139	99	714	
	12,001 - 16,000	0	0	0	D/	25	D/	D/	76	D/	142	102	716	
	16,001 - 20,000	0	0	0	D/	16	D/	D/	64	D/	166	80	481	
	20,001 - 24,000	0	0	0	57	9	152	113	45	399	170	54	316	
	24,001 - 28,000	0	0	0	35	2	53	100	22	222	135	24	178	
	28,001 and Over	0	0	0	0	0	0	72	6	82	72	6	82	
	<b>TOTALS</b>	<b>78</b>	<b>\$4</b>	<b>\$49</b>	<b>280</b>	<b>\$89</b>	<b>\$318</b>	<b>623</b>	<b>\$319</b>	<b>\$512</b>	<b>981</b>	<b>\$412</b>	<b>\$420</b>	
<b>Head of Household*</b>														
	\$0 - \$4,000	2	A/	\$41	74	\$14	\$195	47	\$12	\$247	123	\$26	\$213	
	4,001 - 8,000	11	1	66	188	97	515	100	60	602	299	158	528	
	8,001 - 12,000	4	A/	23	205	119	580	168	156	931	377	275	730	
	12,001 - 16,000	0	0	0	181	86	477	158	138	873	339	224	661	
	16,001 - 20,000	0	0	0	223	70	316	118	75	636	341	145	427	
	20,001 - 24,000	0	0	0	177	31	174	120	53	441	297	84	282	
	24,001 - 28,000	0	0	0	104	6	60	D/	16	D/	D/	22	D/	
	28,001 and Over	0	0	0	0	0	0	D/	4	D/	D/	4	D/	
	<b>TOTALS</b>	<b>17</b>	<b>\$1</b>	<b>\$53</b>	<b>1,152</b>	<b>\$424</b>	<b>\$368</b>	<b>811</b>	<b>\$514</b>	<b>\$633</b>	<b>1,980</b>	<b>\$939</b>	<b>\$474</b>	
<b>All</b>														
	\$0 - \$4,000	280	\$12	\$42	105	\$20	\$194	74	\$17	\$232	459	\$49	\$108	
	4,001 - 8,000	358	26	73	239	123	513	148	90	605	745	238	320	
	8,001 - 12,000	77	2	22	256	147	575	261	243	933	594	392	661	
	12,001 - 16,000	0	0	0	247	118	478	249	216	868	496	334	674	
	16,001 - 20,000	0	0	0	289	90	312	231	140	608	520	231	444	
	20,001 - 24,000	0	0	0	240	40	168	239	100	420	479	141	294	
	24,001 - 28,000	0	0	0	142	8	58	162	38	237	304	47	153	
	28,001 and Over	0	0	0	0	0	0	113	10	86	113	10	86	
	<b>TOTALS</b>	<b>715</b>	<b>\$40</b>	<b>\$56</b>	<b>1,518</b>	<b>\$547</b>	<b>\$360</b>	<b>1,477</b>	<b>\$855</b>	<b>\$579</b>	<b>3,710</b>	<b>\$1,442</b>	<b>\$389</b>	

\* Includes Married Filing Separate status.

A/ Amount is less than \$500.

D/ Tax Law prohibits the disclosure of individual taxpayer information.

# Washington County

Filing Status	Earned Income	Number of Qualifying Children									Total		
		None			One			More than One			#	Credits (000's)	Avg. Credit
		#	Credits (000's)	Avg. Credit	#	Credits (000's)	Avg. Credit	#	Credits (000's)	Avg. Credit			
<b>Single</b>													
	\$0 - \$4,000	207	\$9	\$42	26	\$5	\$201	30	\$8	\$250	263	\$21	\$82
	4,001 - 8,000	250	18	73	49	25	504	22	13	593	321	56	174
	8,001 - 12,000	30	1	22	21	12	577	18	16	912	69	29	423
	12,001 - 16,000	0	0	0	16	8	501	6	5	893	22	13	608
	16,001 - 20,000	0	0	0	14	5	374	5	4	709	19	9	462
	20,001 - 24,000	0	0	0	D/	1	D/	D/	1	D/	9	2	261
	24,001 - 28,000	0	0	0	D/	A/	D/	D/	1	D/	7	1	149
	28,001 and Over	0	0	0	0	0	0	0	0	0	0	0	0
	<b>TOTALS</b>	<b>487</b>	<b>\$28</b>	<b>\$57</b>	<b>138</b>	<b>\$57</b>	<b>\$413</b>	<b>85</b>	<b>\$47</b>	<b>\$559</b>	<b>710</b>	<b>\$132</b>	<b>\$186</b>
<b>Married Filing Joint</b>													
	\$0 - \$4,000	35	\$1	\$36	17	\$3	\$189	13	\$2	\$180	65	\$7	\$105
	4,001 - 8,000	38	3	72	37	18	499	51	29	578	126	51	402
	8,001 - 12,000	23	1	25	38	22	573	83	75	900	144	97	674
	12,001 - 16,000	0	0	0	55	26	479	116	96	829	171	123	717
	16,001 - 20,000	0	0	0	51	14	269	110	66	602	161	80	496
	20,001 - 24,000	0	0	0	D/	8	D/	D/	53	D/	185	61	330
	24,001 - 28,000	0	0	0	D/	2	D/	D/	33	D/	180	34	191
	28,001 and Over	0	0	0	0	0	0	79	7	84	79	7	84
	<b>TOTALS</b>	<b>96</b>	<b>\$5</b>	<b>\$48</b>	<b>285</b>	<b>\$93</b>	<b>\$327</b>	<b>730</b>	<b>\$361</b>	<b>\$495</b>	<b>1,111</b>	<b>\$459</b>	<b>\$413</b>
<b>Head of Household*</b>													
	\$0 - \$4,000	4	A/	\$47	43	\$9	\$209	47	\$11	\$239	94	\$20	\$217
	4,001 - 8,000	8	A/	57	131	66	504	86	53	622	225	120	533
	8,001 - 12,000	4	A/	10	177	103	583	142	130	915	323	233	722
	12,001 - 16,000	0	0	0	156	74	473	140	120	855	296	193	653
	16,001 - 20,000	0	0	0	209	68	324	138	86	626	347	154	444
	20,001 - 24,000	0	0	0	168	31	182	140	60	431	308	91	295
	24,001 - 28,000	0	0	0	95	5	51	92	23	253	187	28	150
	28,001 and Over	0	0	0	0	0	0	53	5	99	53	5	99
	<b>TOTALS</b>	<b>16</b>	<b>\$1</b>	<b>\$43</b>	<b>979</b>	<b>\$355</b>	<b>\$362</b>	<b>838</b>	<b>\$490</b>	<b>\$584</b>	<b>1,833</b>	<b>\$845</b>	<b>\$461</b>
<b>All</b>													
	\$0 - \$4,000	246	\$10	\$41	86	\$17	\$202	90	\$21	\$234	422	\$49	\$115
	4,001 - 8,000	296	21	72	217	109	503	159	96	603	672	227	337
	8,001 - 12,000	57	1	22	236	137	580	243	221	910	536	359	670
	12,001 - 16,000	0	0	0	227	108	476	262	221	844	489	329	673
	16,001 - 20,000	0	0	0	274	87	316	253	156	617	527	243	461
	20,001 - 24,000	0	0	0	230	40	174	272	114	420	502	154	307
	24,001 - 28,000	0	0	0	132	7	51	242	57	235	374	64	170
	28,001 and Over	0	0	0	0	0	0	132	12	90	132	12	90
	<b>TOTALS</b>	<b>599</b>	<b>\$33</b>	<b>\$55</b>	<b>1,402</b>	<b>\$505</b>	<b>\$360</b>	<b>1,653</b>	<b>\$898</b>	<b>\$544</b>	<b>3,654</b>	<b>\$1,436</b>	<b>\$393</b>

\* Includes Married Filing Separate status.

A/ Amount is less than \$500.

D/ Tax Law prohibits the disclosure of individual taxpayer information.

# Wayne County

Filing Status	Earned Income	Number of Qualifying Children									Total		
		None			One			More than One			#	Credits (000's)	Avg. Credit
		#	Credits (000's)	Avg. Credit	#	Credits (000's)	Avg. Credit	#	Credits (000's)	Avg. Credit			
<b>Single</b>													
	\$0 - \$4,000	253	\$11	\$43	41	\$8	\$191	23	\$5	\$236	317	\$24	\$76
	4,001 - 8,000	352	26	74	36	18	505	19	10	516	407	54	133
	8,001 - 12,000	39	1	19	25	14	563	13	12	907	77	27	345
	12,001 - 16,000	0	0	0	21	11	502	12	11	880	33	21	640
	16,001 - 20,000	0	0	0	17	5	319	10	7	681	27	12	453
	20,001 - 24,000	0	0	0	19	4	198	5	2	443	24	6	249
	24,001 - 28,000	0	0	0	D/	A/	D/	D/	1	D/	8	1	120
	28,001 and Over	0	0	0	D/	A/	D/	D/	A/	D/	5	A/	83
	<b>TOTALS</b>	<b>644</b>	<b>\$38</b>	<b>\$59</b>	<b>166</b>	<b>\$60</b>	<b>\$363</b>	<b>88</b>	<b>\$48</b>	<b>\$540</b>	<b>898</b>	<b>\$146</b>	<b>\$162</b>
<b>Married Filing Joint</b>													
	\$0 - \$4,000	36	\$1	\$40	22	\$4	\$197	24	\$5	\$199	82	\$11	\$129
	4,001 - 8,000	37	2	64	33	16	495	58	35	600	128	53	418
	8,001 - 12,000	15	A/	25	41	21	516	113	102	899	169	123	728
	12,001 - 16,000	0	0	0	50	23	461	102	86	843	152	109	718
	16,001 - 20,000	0	0	0	50	15	303	134	81	602	184	96	521
	20,001 - 24,000	0	0	0	51	8	152	158	62	394	209	70	335
	24,001 - 28,000	0	0	0	50	3	54	153	34	224	203	37	182
	28,001 and Over	0	0	0	0	0	0	125	10	82	125	10	82
	<b>TOTALS</b>	<b>88</b>	<b>\$4</b>	<b>\$48</b>	<b>297</b>	<b>\$90</b>	<b>\$304</b>	<b>867</b>	<b>\$415</b>	<b>\$478</b>	<b>1,252</b>	<b>\$509</b>	<b>\$407</b>
<b>Head of Household*</b>													
	\$0 - \$4,000	14	\$1	\$45	114	\$24	\$208	107	\$27	\$256	235	\$52	\$220
	4,001 - 8,000	16	1	71	248	124	500	191	114	599	455	239	526
	8,001 - 12,000	12	A/	26	253	144	569	249	230	924	514	374	728
	12,001 - 16,000	0	0	0	272	128	470	226	194	858	498	322	646
	16,001 - 20,000	0	0	0	258	81	313	228	140	615	486	221	455
	20,001 - 24,000	0	0	0	253	43	170	197	87	441	450	130	289
	24,001 - 28,000	0	0	0	142	8	55	157	40	254	299	48	160
	28,001 and Over	0	0	0	0	0	0	83	7	88	83	7	88
	<b>TOTALS</b>	<b>42</b>	<b>\$2</b>	<b>\$49</b>	<b>1,540</b>	<b>\$551</b>	<b>\$358</b>	<b>1,438</b>	<b>\$840</b>	<b>\$584</b>	<b>3,020</b>	<b>\$1,393</b>	<b>\$461</b>
<b>All</b>													
	\$0 - \$4,000	303	\$13	\$43	177	\$36	\$203	154	\$38	\$244	634	\$86	\$136
	4,001 - 8,000	405	30	73	317	158	500	268	159	593	990	347	351
	8,001 - 12,000	66	1	21	319	179	561	375	344	916	760	524	690
	12,001 - 16,000	0	0	0	343	161	470	340	290	854	683	452	661
	16,001 - 20,000	0	0	0	325	101	312	372	228	612	697	329	472
	20,001 - 24,000	0	0	0	323	55	169	360	151	421	683	206	302
	24,001 - 28,000	0	0	0	D/	11	D/	D/	75	D/	510	86	168
	28,001 and Over	0	0	0	D/	A/	D/	D/	18	D/	213	18	84
	<b>TOTALS</b>	<b>774</b>	<b>\$44</b>	<b>\$57</b>	<b>2,003</b>	<b>\$701</b>	<b>\$350</b>	<b>2,393</b>	<b>\$1,302</b>	<b>\$544</b>	<b>5,170</b>	<b>\$2,048</b>	<b>\$396</b>

\* Includes Married Filing Separate status.

A/ Amount is less than \$500.

D/ Tax Law prohibits the disclosure of individual taxpayer information.

# Westchester County

Filing Status	Earned Income	Number of Qualifying Children									Total		
		None			One			More than One			#	Credits (000's)	Avg. Credit
		#	Credits (000's)	Avg. Credit	#	Credits (000's)	Avg. Credit	#	Credits (000's)	Avg. Credit			
<b>Single</b>													
	\$0 - \$4,000	2,025	\$89	\$44	70	\$15	\$218	20	\$5	\$234	2,115	\$109	\$51
	4,001 - 8,000	3,200	240	75	144	73	504	47	29	613	3,391	341	101
	8,001 - 12,000	474	9	19	127	72	568	45	39	863	646	120	186
	12,001 - 16,000	0	0	0	90	46	509	33	29	880	123	75	608
	16,001 - 20,000	0	0	0	57	20	344	20	14	713	77	34	440
	20,001 - 24,000	0	0	0	43	9	202	17	7	424	60	16	265
	24,001 - 28,000	0	0	0	D/	2	D/	D/	4	D/	46	6	128
	28,001 and Over	0	0	0	D/	A/	D/	D/	2	D/	18	2	102
	<b>TOTALS</b>	<b>5,699</b>	<b>\$337</b>	<b>\$59</b>	<b>567</b>	<b>\$236</b>	<b>\$417</b>	<b>210</b>	<b>\$128</b>	<b>\$611</b>	<b>6,476</b>	<b>\$702</b>	<b>\$108</b>
<b>Married Filing Joint</b>													
	\$0 - \$4,000	142	\$6	\$39	78	\$16	\$209	73	\$16	\$223	293	\$38	\$130
	4,001 - 8,000	225	16	73	207	106	511	205	123	601	637	245	385
	8,001 - 12,000	146	3	23	302	172	570	520	478	919	968	653	675
	12,001 - 16,000	0	0	0	371	184	496	590	506	858	961	690	718
	16,001 - 20,000	0	0	0	390	120	308	624	387	620	1,014	507	500
	20,001 - 24,000	0	0	0	439	74	168	709	288	406	1,148	361	315
	24,001 - 28,000	0	0	0	259	14	53	669	160	239	928	174	187
	28,001 and Over	0	0	0	0	0	0	479	40	83	479	40	83
	<b>TOTALS</b>	<b>513</b>	<b>\$25</b>	<b>\$49</b>	<b>2,046</b>	<b>\$686</b>	<b>\$335</b>	<b>3,869</b>	<b>\$1,998</b>	<b>\$516</b>	<b>6,428</b>	<b>\$2,709</b>	<b>\$421</b>
<b>Head of Household*</b>													
	\$0 - \$4,000	91	\$4	\$44	776	\$160	\$207	549	\$136	\$248	1,416	\$300	\$212
	4,001 - 8,000	226	16	71	2,036	1,061	521	1,106	678	613	3,368	1,756	521
	8,001 - 12,000	137	3	25	2,136	1,254	587	1,797	1,693	942	4,070	2,950	725
	12,001 - 16,000	0	0	0	2,143	1,026	479	1,497	1,304	871	3,640	2,330	640
	16,001 - 20,000	0	0	0	2,052	651	317	1,472	925	628	3,524	1,576	447
	20,001 - 24,000	0	0	0	1,761	312	177	1,307	574	440	3,068	886	289
	24,001 - 28,000	0	0	0	1,219	68	55	1,234	311	252	2,453	379	154
	28,001 and Over	0	0	0	0	0	0	840	76	91	840	76	91
	<b>TOTALS</b>	<b>454</b>	<b>\$23</b>	<b>\$52</b>	<b>12,123</b>	<b>\$4,532</b>	<b>\$374</b>	<b>9,802</b>	<b>\$5,699</b>	<b>\$581</b>	<b>22,379</b>	<b>\$10,254</b>	<b>\$458</b>
<b>All</b>													
	\$0 - \$4,000	2,258	\$98	\$44	924	\$192	\$208	642	\$157	\$244	3,824	\$447	\$117
	4,001 - 8,000	3,651	272	75	2,387	1,240	519	1,358	830	611	7,396	2,342	317
	8,001 - 12,000	757	16	21	2,565	1,498	584	2,362	2,210	936	5,684	3,724	655
	12,001 - 16,000	0	0	0	2,604	1,256	482	2,120	1,840	868	4,724	3,096	655
	16,001 - 20,000	0	0	0	2,499	791	316	2,116	1,326	627	4,615	2,116	459
	20,001 - 24,000	0	0	0	2,243	394	176	2,033	869	428	4,276	1,264	295
	24,001 - 28,000	0	0	0	D/	84	D/	D/	475	D/	3,427	558	163
	28,001 and Over	0	0	0	D/	A/	D/	D/	118	D/	1,337	118	88
	<b>TOTALS</b>	<b>6,666</b>	<b>\$386</b>	<b>\$58</b>	<b>14,736</b>	<b>\$5,454</b>	<b>\$370</b>	<b>13,881</b>	<b>\$7,825</b>	<b>\$564</b>	<b>35,283</b>	<b>\$13,665</b>	<b>\$387</b>

\* Includes Married Filing Separate status.

A/ Amount is less than \$500.

D/ Tax Law prohibits the disclosure of individual taxpayer information.



# Wyoming County

Filing Status	Earned Income	Number of Qualifying Children									Total		
		None			One			More than One			#	Credits (000's)	Avg. Credit
		#	Credits (000's)	Avg. Credit	#	Credits (000's)	Avg. Credit	#	Credits (000's)	Avg. Credit			
<b>Single</b>													
	\$0 - \$4,000	108	\$5	\$43	15	\$3	\$209	9	\$2	\$215	132	\$10	\$74
	4,001 - 8,000	128	9	73	26	13	498	16	10	617	170	32	189
	8,001 - 12,000	21	A/	17	19	11	574	12	11	924	52	22	430
	12,001 - 16,000	0	0	0	14	7	513	9	8	895	23	15	662
	16,001 - 20,000	0	0	0	D/	3	D/	D/	2	D/	12	5	451
	20,001 - 24,000	0	0	0	D/	A/	D/	D/	1	D/	D/	1	D/
	24,001 - 28,000	0	0	0	D/	A/	D/	D/	A/	D/	5	1	109
	28,001 and Over	0	0	0	0	0	0	D/	A/	D/	D/	A/	D/
	<b>TOTALS</b>	<b>257</b>	<b>\$14</b>	<b>\$56</b>	<b>87</b>	<b>\$38</b>	<b>\$434</b>	<b>53</b>	<b>\$34</b>	<b>\$646</b>	<b>397</b>	<b>\$86</b>	<b>\$218</b>
<b>Married Filing Joint</b>													
	\$0 - \$4,000	21	\$1	\$43	8	\$1	\$156	16	\$3	\$186	45	\$5	\$114
	4,001 - 8,000	15	1	59	15	7	494	25	14	561	55	22	406
	8,001 - 12,000	17	A/	27	25	15	601	48	42	878	90	58	640
	12,001 - 16,000	0	0	0	27	12	462	47	40	850	74	52	708
	16,001 - 20,000	0	0	0	D/	12	D/	D/	37	D/	104	49	473
	20,001 - 24,000	0	0	0	D/	5	D/	D/	37	D/	D/	42	D/
	24,001 - 28,000	0	0	0	D/	1	D/	D/	19	D/	110	20	186
	28,001 and Over	0	0	0	0	0	0	D/	6	D/	D/	6	D/
	<b>TOTALS</b>	<b>53</b>	<b>\$2</b>	<b>\$43</b>	<b>170</b>	<b>\$55</b>	<b>\$322</b>	<b>462</b>	<b>\$199</b>	<b>\$431</b>	<b>685</b>	<b>\$256</b>	<b>\$374</b>
<b>Head of Household*</b>													
	\$0 - \$4,000	5	A/	\$34	30	\$6	\$191	17	\$4	\$222	52	\$10	\$186
	4,001 - 8,000	6	A/	52	57	31	536	38	23	611	101	54	536
	8,001 - 12,000	5	A/	31	79	45	568	63	58	918	147	103	700
	12,001 - 16,000	0	0	0	77	35	449	66	57	871	143	92	644
	16,001 - 20,000	0	0	0	84	25	300	65	40	623	149	66	441
	20,001 - 24,000	0	0	0	103	18	173	68	29	427	171	47	274
	24,001 - 28,000	0	0	0	60	3	58	41	10	255	101	14	138
	28,001 and Over	0	0	0	0	0	0	28	3	96	28	3	96
	<b>TOTALS</b>	<b>16</b>	<b>\$1</b>	<b>\$40</b>	<b>490</b>	<b>\$162</b>	<b>\$331</b>	<b>386</b>	<b>\$225</b>	<b>\$583</b>	<b>892</b>	<b>\$388</b>	<b>\$435</b>
<b>All</b>													
	\$0 - \$4,000	134	\$6	\$43	53	\$10	\$191	42	\$9	\$207	229	\$25	\$107
	4,001 - 8,000	149	11	71	98	51	520	79	47	597	326	109	333
	8,001 - 12,000	43	1	23	123	71	576	123	111	903	289	183	633
	12,001 - 16,000	0	0	0	118	54	460	122	105	864	240	160	665
	16,001 - 20,000	0	0	0	133	40	304	132	80	605	265	120	454
	20,001 - 24,000	0	0	0	136	23	173	162	67	411	298	90	302
	24,001 - 28,000	0	0	0	86	5	56	130	30	232	216	35	162
	28,001 and Over	0	0	0	0	0	0	111	9	84	111	9	84
	<b>TOTALS</b>	<b>326</b>	<b>\$17</b>	<b>\$53</b>	<b>747</b>	<b>\$255</b>	<b>\$341</b>	<b>901</b>	<b>\$458</b>	<b>\$509</b>	<b>1,974</b>	<b>\$730</b>	<b>\$370</b>

\* Includes Married Filing Separate status.

A/ Amount is less than \$500.

D/ Tax Law prohibits the disclosure of individual taxpayer information.

# Yates County

Filing Status	Earned Income	Number of Qualifying Children									Total			
		None			One			More than One			#	Credits (000's)	Avg. Credit	
		#	Credits (000's)	Avg. Credit	#	Credits (000's)	Avg. Credit	#	Credits (000's)	Avg. Credit				
<b>Single</b>														
	\$0 - \$4,000	109	\$5	\$43	5	\$1	\$208	3	\$1	\$373	117	\$7	\$58	
	4,001 - 8,000	96	7	78	16	7	454	3	2	511	115	16	141	
	8,001 - 12,000	23	1	24	9	5	570	9	8	924	41	14	342	
	12,001 - 16,000	0	0	0	7	3	484	D/	3	D/	D/	7	D/	
	16,001 - 20,000	0	0	0	D/	1	D/	D/	1	D/	6	3	459	
	20,001 - 24,000	0	0	0	D/	A/	D/	0	0	0	D/	A/	D/	
	24,001 - 28,000	0	0	0	0	0	0	0	0	0	0	0	0	
	28,001 and Over	0	0	0	0	0	0	0	0	0	0	0	0	
	<b>TOTALS</b>	<b>228</b>	<b>\$13</b>	<b>\$56</b>	<b>42</b>	<b>\$18</b>	<b>\$437</b>	<b>21</b>	<b>\$16</b>	<b>\$749</b>	<b>291</b>	<b>\$47</b>	<b>\$161</b>	
<b>Married Filing Joint</b>														
	\$0 - \$4,000	D/	\$1	D/	D/	\$1	D/	12	\$3	\$254	35	\$5	\$132	
	4,001 - 8,000	25	2	62	15	8	506	14	8	596	54	17	324	
	8,001 - 12,000	D/	A/	D/	D/	8	D/	38	33	878	63	42	667	
	12,001 - 16,000	0	0	0	15	7	498	D/	26	D/	D/	34	D/	
	16,001 - 20,000	0	0	0	D/	5	D/	D/	28	D/	68	33	488	
	20,001 - 24,000	0	0	0	D/	5	D/	46	18	385	D/	23	D/	
	24,001 - 28,000	0	0	0	12	1	46	63	16	247	75	16	215	
	28,001 and Over	0	0	0	0	0	0	35	3	73	35	3	73	
	<b>TOTALS</b>	<b>53</b>	<b>\$2</b>	<b>\$47</b>	<b>116</b>	<b>\$35</b>	<b>\$305</b>	<b>289</b>	<b>\$135</b>	<b>\$468</b>	<b>458</b>	<b>\$173</b>	<b>\$378</b>	
<b>Head of Household*</b>														
	\$0 - \$4,000	D/	A/	D/	D/	\$4	D/	15	\$4	\$237	36	\$7	\$206	
	4,001 - 8,000	7	A/	46	54	28	513	43	25	579	104	53	509	
	8,001 - 12,000	D/	A/	D/	D/	36	D/	51	49	955	115	85	740	
	12,001 - 16,000	0	0	0	63	30	474	64	56	883	127	86	680	
	16,001 - 20,000	0	0	0	84	26	312	59	37	626	143	63	441	
	20,001 - 24,000	0	0	0	66	12	180	38	16	433	104	28	273	
	24,001 - 28,000	0	0	0	41	2	61	26	7	256	67	9	137	
	28,001 and Over	0	0	0	0	0	0	14	1	100	14	1	100	
	<b>TOTALS</b>	<b>11</b>	<b>A/</b>	<b>\$37</b>	<b>389</b>	<b>\$138</b>	<b>\$356</b>	<b>310</b>	<b>\$195</b>	<b>\$629</b>	<b>710</b>	<b>\$334</b>	<b>\$470</b>	
<b>All</b>														
	\$0 - \$4,000	129	\$5	\$42	29	\$6	\$198	30	\$8	\$257	188	\$19	\$100	
	4,001 - 8,000	128	9	73	85	43	501	60	35	580	273	87	317	
	8,001 - 12,000	35	1	25	86	50	580	98	90	922	219	141	644	
	12,001 - 16,000	0	0	0	85	41	479	101	86	855	186	127	683	
	16,001 - 20,000	0	0	0	108	33	302	109	66	610	217	99	456	
	20,001 - 24,000	0	0	0	101	17	173	84	34	407	185	52	279	
	24,001 - 28,000	0	0	0	53	3	57	89	22	250	142	25	178	
	28,001 and Over	0	0	0	0	0	0	49	4	81	49	4	81	
	<b>TOTALS</b>	<b>292</b>	<b>\$16</b>	<b>\$53</b>	<b>547</b>	<b>\$192</b>	<b>\$351</b>	<b>620</b>	<b>\$346</b>	<b>\$558</b>	<b>1,459</b>	<b>\$554</b>	<b>\$379</b>	

\* Includes Married Filing Separate status.

A/ Amount is less than \$500.

D/ Tax Law prohibits the disclosure of individual taxpayer information.

# New York City Total

Filing Status	Earned Income	Number of Qualifying Children									Total		
		None			One			More than One			#	Credits (000's)	Avg. Credit
		#	Credits (000's)	Avg. Credit	#	Credits (000's)	Avg. Credit	#	Credits (000's)	Avg. Credit			
<b>Single</b>													
	\$0 - \$4,000	38,614	\$1,773	\$46	1,723	\$351	\$204	579	\$204	579	\$136	\$235	40,916
	4,001 - 8,000	59,911	4,596	77	5,472	2,932	536	1,073	536	1,073	662	617	66,456
	8,001 - 12,000	7,178	135	19	3,450	1,965	569	2,454	569	2,454	2,288	932	13,082
	12,001 - 16,000	0	0	0	2,133	1,089	510	807	510	807	720	892	2,940
	16,001 - 20,000	0	0	0	1,451	522	360	534	360	534	366	685	1,985
	20,001 - 24,000	0	0	0	991	208	210	343	210	343	165	482	1,334
	24,001 - 28,000	0	0	0	668	47	71	264	71	264	76	288	932
	28,001 and Over	0	0	0	16	A/	4	189	4	189	21	113	205
	<b>TOTALS</b>	<b>105,703</b>	<b>\$6,504</b>	<b>\$62</b>	<b>15,904</b>	<b>\$7,114</b>	<b>\$447</b>	<b>6,243</b>	<b>\$447</b>	<b>6,243</b>	<b>\$4,433</b>	<b>\$710</b>	<b>127,850</b>
<b>Married Filing Joint</b>													
	\$0 - \$4,000	3,384	\$154	\$46	1,354	\$281	\$208	1,203	\$208	1,203	\$293	\$243	5,941
	4,001 - 8,000	6,928	509	73	7,194	3,899	542	5,148	542	5,148	3,311	643	19,270
	8,001 - 12,000	3,686	91	25	9,278	5,473	590	20,845	590	20,845	19,872	953	33,809
	12,001 - 16,000	0	0	0	8,394	4,284	510	15,654	510	15,654	14,132	903	24,048
	16,001 - 20,000	0	0	0	8,505	2,603	306	11,977	306	11,977	7,579	633	20,482
	20,001 - 24,000	0	0	0	6,674	1,094	164	11,335	164	11,335	4,766	420	18,009
	24,001 - 28,000	0	0	0	3,668	186	51	9,304	51	9,304	2,235	240	12,972
	28,001 and Over	0	0	0	4	A/	5	5,967	5	5,967	496	83	5,971
	<b>TOTALS</b>	<b>13,998</b>	<b>\$754</b>	<b>\$54</b>	<b>45,071</b>	<b>\$17,820</b>	<b>\$395</b>	<b>81,433</b>	<b>\$395</b>	<b>81,433</b>	<b>\$52,683</b>	<b>\$647</b>	<b>140,502</b>
<b>Head of Household*</b>													
	\$0 - \$4,000	1,962	\$85	\$43	14,200	\$2,998	\$211	8,730	\$211	8,730	\$2,132	\$244	24,892
	4,001 - 8,000	4,477	322	72	52,300	28,235	540	20,548	540	20,548	12,760	621	77,325
	8,001 - 12,000	D/	90	D/	43,087	25,440	590	D/	590	48,746	46,415	D/	95,651
	12,001 - 16,000	D/	1	D/	38,124	18,321	481	D/	481	27,418	23,993	D/	65,543
	16,001 - 20,000	0	0	0	33,569	10,753	320	23,889	320	23,889	15,012	628	57,458
	20,001 - 24,000	0	0	0	29,264	5,167	177	22,153	177	22,153	9,730	439	51,417
	24,001 - 28,000	0	0	0	20,328	1,130	56	20,832	56	20,832	5,288	254	41,160
	28,001 and Over	0	0	0	11	A/	6	14,481	6	14,481	1,327	92	14,492
	<b>TOTALS</b>	<b>10,258</b>	<b>\$497</b>	<b>\$48</b>	<b>230,883</b>	<b>\$92,044</b>	<b>\$399</b>	<b>186,797</b>	<b>\$399</b>	<b>186,797</b>	<b>\$116,657</b>	<b>\$625</b>	<b>427,938</b>
<b>All</b>													
	\$0 - \$4,000	43,960	\$2,012	\$46	17,277	\$3,631	\$210	10,512	\$210	10,512	\$2,561	\$244	71,749
	4,001 - 8,000	71,316	5,427	76	64,966	35,065	540	26,769	540	26,769	16,732	625	163,051
	8,001 - 12,000	D/	316	D/	55,815	32,877	589	D/	589	72,045	68,574	D/	142,542
	12,001 - 16,000	D/	1	D/	48,651	23,693	487	D/	487	43,879	38,845	D/	92,531
	16,001 - 20,000	0	0	0	43,525	13,879	319	36,400	319	36,400	22,957	631	79,925
	20,001 - 24,000	0	0	0	36,929	6,469	175	33,831	175	33,831	14,661	433	70,760
	24,001 - 28,000	0	0	0	24,664	1,363	55	30,400	55	30,400	7,599	250	55,064
	28,001 and Over	0	0	0	31	A/	4	20,637	4	20,637	1,844	89	20,668
	<b>TOTALS</b>	<b>129,959</b>	<b>\$7,756</b>	<b>\$60</b>	<b>291,858</b>	<b>\$116,978</b>	<b>\$401</b>	<b>274,473</b>	<b>\$401</b>	<b>274,473</b>	<b>\$173,773</b>	<b>\$633</b>	<b>696,290</b>

\* Includes Married Filing Separate status.

A/ Amount is less than \$500.

D/ Tax Law prohibits the disclosure of individual taxpayer information.

# Bronx County

Filing Status	Earned Income	Number of Qualifying Children									Total		
		None			One			More than One			#	Credits (000's)	Avg. Credit
		#	Credits (000's)	Avg. Credit	#	Credits (000's)	Avg. Credit	#	Credits (000's)	Avg. Credit			
<b>Single</b>													
	\$0 - \$4,000	6,022	\$274	\$46	544	\$113	\$208	185	\$41	\$223	6,751	\$429	\$64
	4,001 - 8,000	8,871	690	78	1,825	988	541	347	215	619	11,043	1,892	171
	8,001 - 12,000	1,004	19	18	1,068	610	571	941	882	937	3,013	1,511	501
	12,001 - 16,000	0	0	0	627	318	508	243	217	893	870	535	615
	16,001 - 20,000	0	0	0	456	165	362	154	106	691	610	272	445
	20,001 - 24,000	0	0	0	280	61	217	122	58	473	402	118	295
	24,001 - 28,000	0	0	0	175	12	71	76	21	283	251	34	135
	28,001 and Over	0	0	0	4	A/	3	72	7	100	76	7	95
	<b>TOTALS</b>	<b>15,897</b>	<b>\$983</b>	<b>\$62</b>	<b>4,979</b>	<b>\$2,268</b>	<b>\$455</b>	<b>2,140</b>	<b>\$1,548</b>	<b>\$723</b>	<b>23,016</b>	<b>\$4,798</b>	<b>\$208</b>
<b>Married Filing Joint</b>													
	\$0 - \$4,000	311	\$14	\$46	D/	\$35	D/	D/	\$46	D/	667	\$95	\$143
	4,001 - 8,000	630	47	75	776	420	541	504	317	628	1,910	784	410
	8,001 - 12,000	350	9	26	949	554	584	1,889	1,809	957	3,188	2,371	744
	12,001 - 16,000	0	0	0	875	443	506	1,641	1,483	904	2,516	1,926	766
	16,001 - 20,000	0	0	0	982	299	305	1,353	865	639	2,335	1,164	499
	20,001 - 24,000	0	0	0	832	139	167	1,442	601	417	2,274	740	325
	24,001 - 28,000	0	0	0	509	28	55	1,295	312	241	1,804	340	189
	28,001 and Over	0	0	0	D/	A/	D/	D/	75	D/	864	75	86
	<b>TOTALS</b>	<b>1,291</b>	<b>\$71</b>	<b>\$55</b>	<b>5,092</b>	<b>\$1,918</b>	<b>\$377</b>	<b>9,175</b>	<b>\$5,507</b>	<b>\$600</b>	<b>15,558</b>	<b>\$7,496</b>	<b>\$482</b>
<b>Head of Household*</b>													
	\$0 - \$4,000	491	\$21	\$43	D/	\$838	D/	D/	\$666	D/	7,120	\$1,525	\$214
	4,001 - 8,000	1,113	80	72	14,965	8,141	544	6,247	3,887	622	22,325	12,108	542
	8,001 - 12,000	1,077	24	23	11,012	6,518	592	16,063	15,338	955	28,152	21,880	777
	12,001 - 16,000	0	0	0	9,413	4,530	481	7,639	6,709	878	17,052	11,238	659
	16,001 - 20,000	0	0	0	8,350	2,680	321	6,617	4,167	630	14,967	6,847	457
	20,001 - 24,000	0	0	0	7,309	1,303	178	6,206	2,732	440	13,515	4,035	299
	24,001 - 28,000	0	0	0	5,148	286	56	5,885	1,502	255	11,033	1,788	162
	28,001 and Over	0	0	0	D/	A/	D/	D/	371	D/	4,073	371	91
	<b>TOTALS</b>	<b>2,681</b>	<b>\$126</b>	<b>\$47</b>	<b>60,120</b>	<b>\$24,295</b>	<b>\$404</b>	<b>55,436</b>	<b>\$35,371</b>	<b>\$638</b>	<b>118,237</b>	<b>\$59,792</b>	<b>\$506</b>
<b>All</b>													
	\$0 - \$4,000	6,824	\$310	\$45	4,634	\$986	\$213	3,080	\$753	\$245	14,538	\$2,049	\$141
	4,001 - 8,000	10,614	817	77	17,566	9,549	544	7,098	4,418	622	35,278	14,784	419
	8,001 - 12,000	2,431	52	21	13,029	7,682	590	18,893	18,028	954	34,353	25,762	750
	12,001 - 16,000	0	0	0	10,915	5,291	485	9,523	8,409	883	20,438	13,700	670
	16,001 - 20,000	0	0	0	9,788	3,145	321	8,124	5,138	632	17,912	8,282	462
	20,001 - 24,000	0	0	0	8,421	1,502	178	7,770	3,391	436	16,191	4,893	302
	24,001 - 28,000	0	0	0	5,832	326	56	7,256	1,836	253	13,088	2,162	165
	28,001 and Over	0	0	0	6	A/	5	5,007	453	90	5,013	453	90
	<b>TOTALS</b>	<b>19,869</b>	<b>\$1,179</b>	<b>\$59</b>	<b>70,191</b>	<b>\$28,481</b>	<b>\$406</b>	<b>66,751</b>	<b>\$42,425</b>	<b>\$636</b>	<b>156,811</b>	<b>\$72,086</b>	<b>\$460</b>

\* Includes Married Filing Separate status.

A/ Amount is less than \$500.

D/ Tax Law prohibits the disclosure of individual taxpayer information.

# Kings County

Filing Status	Earned Income	Number of Qualifying Children									Total		
		None			One			More than One			#	Credits (000's)	Avg. Credit
		#	Credits (000's)	Avg. Credit	#	Credits (000's)	Avg. Credit	#	Credits (000's)	Avg. Credit			
<b>Single</b>													
	\$0 - \$4,000	11,795	\$541	\$46	540	\$106	\$197	180	\$42	\$231	12,515	\$688	\$55
	4,001 - 8,000	18,227	1,393	76	1,186	621	523	307	186	607	19,720	2,200	112
	8,001 - 12,000	2,141	40	19	833	474	569	463	426	920	3,437	940	273
	12,001 - 16,000	0	0	0	585	299	512	207	183	886	792	483	610
	16,001 - 20,000	0	0	0	366	132	359	133	89	671	499	221	442
	20,001 - 24,000	0	0	0	281	58	206	94	46	489	375	104	277
	24,001 - 28,000	0	0	0	207	15	71	87	26	300	294	41	139
	28,001 and Over	0	0	0	9	A/	4	40	5	120	49	5	98
	<b>TOTALS</b>	<b>32,163</b>	<b>\$1,974</b>	<b>\$61</b>	<b>4,007</b>	<b>\$1,704</b>	<b>\$425</b>	<b>1,511</b>	<b>\$1,003</b>	<b>\$664</b>	<b>37,681</b>	<b>\$4,681</b>	<b>\$124</b>
<b>Married Filing Joint</b>													
	\$0 - \$4,000	1,258	\$57	\$45	D/	\$110	D/	D/	\$121	D/	2,276	\$288	\$127
	4,001 - 8,000	2,468	181	73	3,000	1,627	542	2,730	1,802	660	8,198	3,610	440
	8,001 - 12,000	1,303	31	24	3,515	2,083	593	10,401	9,901	952	15,219	12,015	789
	12,001 - 16,000	0	0	0	2,975	1,522	512	6,311	5,745	910	9,286	7,267	783
	16,001 - 20,000	0	0	0	2,816	857	304	4,327	2,765	639	7,143	3,622	507
	20,001 - 24,000	0	0	0	2,215	357	161	3,824	1,614	422	6,039	1,971	326
	24,001 - 28,000	0	0	0	1,231	62	51	3,087	741	240	4,318	804	186
	28,001 and Over	0	0	0	D/	A/	D/	D/	161	D/	1,970	161	82
	<b>TOTALS</b>	<b>5,029</b>	<b>\$269</b>	<b>\$54</b>	<b>16,276</b>	<b>\$6,618</b>	<b>\$407</b>	<b>33,144</b>	<b>\$22,849</b>	<b>\$689</b>	<b>54,449</b>	<b>\$29,737</b>	<b>\$546</b>
<b>Head of Household*</b>													
	\$0 - \$4,000	678	\$29	\$43	D/	\$1,034	D/	D/	\$749	D/	8,731	\$1,812	\$208
	4,001 - 8,000	1,441	103	72	15,979	8,516	533	6,884	4,253	618	24,304	12,872	530
	8,001 - 12,000	1,193	29	25	14,085	8,322	591	14,270	13,550	950	29,548	21,902	741
	12,001 - 16,000	0	0	0	12,797	6,149	481	9,192	8,042	875	21,989	14,191	645
	16,001 - 20,000	0	0	0	11,330	3,623	320	8,055	5,058	628	19,385	8,681	448
	20,001 - 24,000	0	0	0	10,144	1,784	176	7,407	3,251	439	17,551	5,035	287
	24,001 - 28,000	0	0	0	7,042	389	55	7,098	1,797	253	14,140	2,186	155
	28,001 and Over	0	0	0	D/	A/	D/	D/	460	D/	4,928	460	93
	<b>TOTALS</b>	<b>3,312</b>	<b>\$161</b>	<b>\$49</b>	<b>76,333</b>	<b>\$29,817</b>	<b>\$391</b>	<b>60,931</b>	<b>\$37,159</b>	<b>\$610</b>	<b>140,576</b>	<b>\$67,138</b>	<b>\$478</b>
<b>All</b>													
	\$0 - \$4,000	13,731	\$626	\$46	6,014	\$1,250	\$208	3,777	\$912	\$241	23,522	\$2,788	\$119
	4,001 - 8,000	22,136	1,678	76	20,165	10,764	534	9,921	6,241	629	52,222	18,682	358
	8,001 - 12,000	4,637	101	22	18,433	10,879	590	25,134	23,877	950	48,204	34,856	723
	12,001 - 16,000	0	0	0	16,357	7,971	487	15,710	13,970	889	32,067	21,941	684
	16,001 - 20,000	0	0	0	14,512	4,612	318	12,515	7,911	632	27,027	12,523	463
	20,001 - 24,000	0	0	0	12,640	2,199	174	11,325	4,910	434	23,965	7,109	297
	24,001 - 28,000	0	0	0	8,480	465	55	10,272	2,565	250	18,752	3,030	162
	28,001 and Over	0	0	0	15	A/	4	6,932	625	90	6,947	625	90
	<b>TOTALS</b>	<b>40,504</b>	<b>\$2,405</b>	<b>\$59</b>	<b>96,616</b>	<b>\$38,140</b>	<b>\$395</b>	<b>95,586</b>	<b>\$61,012</b>	<b>\$638</b>	<b>232,706</b>	<b>\$101,556</b>	<b>\$436</b>

\* Includes Married Filing Separate status.

A/ Amount is less than \$500.

D/ Tax Law prohibits the disclosure of individual taxpayer information.

# New York County

Filing Status	Earned Income	Number of Qualifying Children									Total		
		None			One			More than One			#	Credits (000's)	Avg. Credit
		#	Credits (000's)	Avg. Credit	#	Credits (000's)	Avg. Credit	#	Credits (000's)	Avg. Credit			
<b>Single</b>													
	\$0 - \$4,000	9,243	\$409	\$44	403	\$84	\$209	157	\$38	\$245	9,803	\$532	\$54
	4,001 - 8,000	13,365	1,018	76	1,659	900	542	257	160	623	15,281	2,078	136
	8,001 - 12,000	1,789	35	20	951	541	569	737	692	940	3,477	1,268	365
	12,001 - 16,000	0	0	0	D/	286	D/	D/	182	D/	761	468	615
	16,001 - 20,000	0	0	0	364	132	363	147	102	694	511	234	458
	20,001 - 24,000	0	0	0	228	48	211	68	34	498	296	82	277
	24,001 - 28,000	0	0	0	134	9	70	53	15	281	187	24	130
	28,001 and Over	0	0	0	D/	A/	D/	D/	6	D/	43	6	130
	<b>TOTALS</b>	<b>24,397</b>	<b>\$1,463</b>	<b>\$60</b>	<b>4,299</b>	<b>\$2,000</b>	<b>\$465</b>	<b>1,663</b>	<b>\$1,229</b>	<b>\$739</b>	<b>30,359</b>	<b>\$4,692</b>	<b>\$155</b>
<b>Married Filing Joint</b>													
	\$0 - \$4,000	564	\$25	\$44	207	\$44	\$211	142	\$34	\$242	913	\$103	\$113
	4,001 - 8,000	1,221	88	72	987	532	539	624	392	629	2,832	1,013	358
	8,001 - 12,000	645	16	25	1,474	868	589	2,573	2,455	954	4,692	3,339	712
	12,001 - 16,000	0	0	0	1,167	591	507	1,998	1,802	902	3,165	2,393	756
	16,001 - 20,000	0	0	0	1,059	324	306	1,466	921	628	2,525	1,245	493
	20,001 - 24,000	0	0	0	758	125	165	1,226	517	421	1,984	642	323
	24,001 - 28,000	0	0	0	429	22	52	948	231	244	1,377	253	184
	28,001 and Over	0	0	0	0	0	0	659	56	85	659	56	85
	<b>TOTALS</b>	<b>2,430</b>	<b>\$129</b>	<b>\$53</b>	<b>6,081</b>	<b>\$2,506</b>	<b>\$412</b>	<b>9,636</b>	<b>\$6,408</b>	<b>\$665</b>	<b>18,147</b>	<b>\$9,044</b>	<b>\$498</b>
<b>Head of Household*</b>													
	\$0 - \$4,000	326	\$15	\$45	2,542	\$543	\$213	1,490	\$364	\$244	4,358	\$921	\$211
	4,001 - 8,000	801	57	71	10,371	5,659	546	3,729	2,331	625	14,901	8,047	540
	8,001 - 12,000	D/	16	D/	D/	4,754	D/	9,681	9,241	955	18,432	14,011	760
	12,001 - 16,000	D/	1	D/	D/	3,227	D/	D/	4,133	D/	11,388	7,361	646
	16,001 - 20,000	0	0	0	5,684	1,822	321	4,002	2,524	631	9,686	4,347	449
	20,001 - 24,000	0	0	0	4,751	843	177	3,677	1,632	444	8,428	2,475	294
	24,001 - 28,000	0	0	0	3,193	177	56	3,264	832	255	6,457	1,010	156
	28,001 and Over	0	0	0	D/	A/	D/	D/	204	D/	2,242	204	91
	<b>TOTALS</b>	<b>1,817</b>	<b>\$89</b>	<b>\$49</b>	<b>41,275</b>	<b>\$17,025</b>	<b>\$412</b>	<b>32,800</b>	<b>\$21,261</b>	<b>\$648</b>	<b>75,892</b>	<b>\$38,375</b>	<b>\$506</b>
<b>All</b>													
	\$0 - \$4,000	10,133	\$449	\$44	3,152	\$671	\$213	1,789	\$437	\$244	15,074	\$1,556	\$103
	4,001 - 8,000	15,387	1,164	76	13,017	7,091	545	4,610	2,884	626	33,014	11,138	337
	8,001 - 12,000	D/	67	D/	D/	6,163	D/	12,991	12,388	954	26,601	18,619	700
	12,001 - 16,000	D/	1	D/	D/	4,104	D/	6,917	6,117	884	15,314	10,221	667
	16,001 - 20,000	0	0	0	7,107	2,278	321	5,615	3,547	632	12,722	5,825	458
	20,001 - 24,000	0	0	0	5,737	1,016	177	4,971	2,183	439	10,708	3,198	299
	24,001 - 28,000	0	0	0	3,756	209	56	4,265	1,078	253	8,021	1,287	161
	28,001 and Over	0	0	0	3	A/	3	2,941	265	90	2,944	265	90
	<b>TOTALS</b>	<b>28,644</b>	<b>\$1,681</b>	<b>\$59</b>	<b>51,655</b>	<b>\$21,531</b>	<b>\$417</b>	<b>44,099</b>	<b>\$28,899</b>	<b>\$655</b>	<b>124,398</b>	<b>\$52,111</b>	<b>\$419</b>

\* Includes Married Filing Separate status.

A/ Amount is less than \$500.

D/ Tax Law prohibits the disclosure of individual taxpayer information.

# Queens County

Filing Status	Earned Income	Number of Qualifying Children									Total		
		None			One			More than One			#	Credits (000's)	Avg. Credit
		#	Credits (000's)	Avg. Credit	#	Credits (000's)	Avg. Credit	#	Credits (000's)	Avg. Credit			
<b>Single</b>													
	\$0 - \$4,000	10,428	\$500	\$48	D/	\$39	D/	41	\$10	D/	10,657	\$549	\$52
	4,001 - 8,000	17,834	1,372	77	694	369	531	142	89	623	18,670	1,829	98
	8,001 - 12,000	2,014	37	18	524	299	570	279	257	921	2,817	593	210
	12,001 - 16,000	0	0	0	321	164	511	130	115	885	451	279	619
	16,001 - 20,000	0	0	0	230	81	354	82	56	681	312	137	440
	20,001 - 24,000	0	0	0	179	37	207	50	23	466	229	60	264
	24,001 - 28,000	0	0	0	130	9	72	40	12	290	170	21	124
	28,001 and Over	0	0	0	D/	A/	D/	D/	3	D/	30	3	93
	<b>TOTALS</b>	<b>30,276</b>	<b>\$1,909</b>	<b>\$63</b>	<b>2,268</b>	<b>\$998</b>	<b>\$440</b>	<b>792</b>	<b>\$565</b>	<b>\$713</b>	<b>33,336</b>	<b>\$3,472</b>	<b>\$104</b>
<b>Married Filing Joint</b>													
	\$0 - \$4,000	1,147	\$54	\$47	D/	\$83	D/	D/	\$72	D/	1,838	\$208	\$113
	4,001 - 8,000	2,464	182	74	2,260	1,233	546	1,109	692	624	5,833	2,107	361
	8,001 - 12,000	1,286	32	25	3,113	1,836	590	5,532	5,293	957	9,931	7,161	721
	12,001 - 16,000	0	0	0	3,123	1,600	512	5,247	4,717	899	8,370	6,316	755
	16,001 - 20,000	0	0	0	3,395	1,044	308	4,415	2,776	629	7,810	3,820	489
	20,001 - 24,000	0	0	0	2,601	429	165	4,413	1,856	421	7,014	2,285	326
	24,001 - 28,000	0	0	0	1,365	67	49	3,554	853	240	4,919	919	187
	28,001 and Over	0	0	0	D/	A/	D/	D/	180	D/	2,172	180	83
	<b>TOTALS</b>	<b>4,897</b>	<b>\$268</b>	<b>\$55</b>	<b>16,253</b>	<b>\$6,291</b>	<b>\$387</b>	<b>26,737</b>	<b>\$16,438</b>	<b>\$615</b>	<b>47,887</b>	<b>\$22,996</b>	<b>\$480</b>
<b>Head of Household*</b>													
	\$0 - \$4,000	418	\$18	\$43	2,380	\$505	\$212	1,149	\$285	\$248	3,947	\$808	\$205
	4,001 - 8,000	1,012	73	72	9,976	5,394	541	3,122	1,946	623	14,110	7,412	525
	8,001 - 12,000	796	19	24	9,014	5,315	590	7,688	7,304	950	17,498	12,637	722
	12,001 - 16,000	0	0	0	8,387	4,012	478	5,178	4,507	870	13,565	8,519	628
	16,001 - 20,000	0	0	0	7,374	2,366	321	4,560	2,861	627	11,934	5,227	438
	20,001 - 24,000	0	0	0	6,320	1,109	175	4,231	1,840	435	10,551	2,949	280
	24,001 - 28,000	0	0	0	4,436	251	56	3,960	1,001	253	8,396	1,251	149
	28,001 and Over	0	0	0	4	A/	7	2,807	253	90	2,811	253	90
	<b>TOTALS</b>	<b>2,226</b>	<b>\$110</b>	<b>\$49</b>	<b>47,891</b>	<b>\$18,951</b>	<b>\$396</b>	<b>32,695</b>	<b>\$19,996</b>	<b>\$612</b>	<b>82,812</b>	<b>\$39,057</b>	<b>\$472</b>
<b>All</b>													
	\$0 - \$4,000	11,993	\$572	\$48	2,963	\$626	\$211	1,486	\$367	\$247	16,442	\$1,565	\$95
	4,001 - 8,000	21,310	1,626	76	12,930	6,996	541	4,373	2,727	623	38,613	11,349	294
	8,001 - 12,000	4,096	88	21	12,651	7,450	589	13,499	12,853	952	30,246	20,391	674
	12,001 - 16,000	0	0	0	11,831	5,775	488	10,555	9,339	885	22,386	15,114	675
	16,001 - 20,000	0	0	0	10,999	3,492	317	9,057	5,693	629	20,056	9,184	458
	20,001 - 24,000	0	0	0	9,100	1,575	173	8,694	3,719	428	17,794	5,294	298
	24,001 - 28,000	0	0	0	5,931	327	55	7,554	1,865	247	13,485	2,192	163
	28,001 and Over	0	0	0	7	A/	5	5,006	435	87	5,013	436	87
	<b>TOTALS</b>	<b>37,399</b>	<b>\$2,286</b>	<b>\$61</b>	<b>66,412</b>	<b>\$26,241</b>	<b>\$395</b>	<b>60,224</b>	<b>\$36,998</b>	<b>\$614</b>	<b>164,035</b>	<b>\$65,525</b>	<b>\$399</b>

\* Includes Married Filing Separate status.

A/ Amount is less than \$500.

D/ Tax Law prohibits the disclosure of individual taxpayer information.

# Richmond County

Filing Status	Earned Income	Number of Qualifying Children									Total			
		None			One			More than One			#	Credits (000's)	Avg. Credit	
		#	Credits (000's)	Avg. Credit	#	Credits (000's)	Avg. Credit	#	Credits (000's)	Avg. Credit				
<b>Single</b>														
	\$0 - \$4,000	1,126	\$49	\$43	48	\$9	\$194	16	\$4	\$260	1,190	\$62	\$52	
	4,001 - 8,000	1,614	123	76	108	55	507	20	12	586	1,742	190	109	
	8,001 - 12,000	230	4	19	74	41	553	34	31	901	338	76	224	
	12,001 - 16,000	0	0	0	41	21	507	25	23	901	66	43	656	
	16,001 - 20,000	0	0	0	35	12	351	18	12	693	53	25	467	
	20,001 - 24,000	0	0	0	23	5	200	9	4	498	32	9	284	
	24,001 - 28,000	0	0	0	22	1	64	8	2	232	30	3	109	
	28,001 and Over	0	0	0	0	0	0	7	1	147	7	1	147	
	<b>TOTALS</b>	<b>2,970</b>	<b>\$176</b>	<b>\$59</b>	<b>351</b>	<b>\$144</b>	<b>\$410</b>	<b>137</b>	<b>\$89</b>	<b>\$649</b>	<b>3,458</b>	<b>\$409</b>	<b>\$118</b>	
<b>Married Filing Joint</b>														
	\$0 - \$4,000	104	\$4	\$40	62	\$10	\$161	81	\$19	\$239	247	\$33	\$135	
	4,001 - 8,000	145	10	71	171	86	506	181	107	592	497	204	410	
	8,001 - 12,000	102	2	23	227	132	581	450	415	922	779	549	705	
	12,001 - 16,000	0	0	0	254	128	503	457	386	844	711	514	722	
	16,001 - 20,000	0	0	0	253	78	310	416	252	606	669	331	494	
	20,001 - 24,000	0	0	0	268	45	167	430	178	414	698	223	319	
	24,001 - 28,000	0	0	0	134	7	50	420	98	232	554	104	188	
	28,001 and Over	0	0	0	0	0	0	306	25	82	306	25	82	
	<b>TOTALS</b>	<b>351</b>	<b>\$17</b>	<b>\$48</b>	<b>1,369</b>	<b>\$486</b>	<b>\$355</b>	<b>2,741</b>	<b>\$1,480</b>	<b>\$540</b>	<b>4,461</b>	<b>\$1,983</b>	<b>\$444</b>	
<b>Head of Household*</b>														
	\$0 - \$4,000	49	\$2	\$41	404	\$79	\$195	283	\$68	\$242	736	\$149	\$203	
	4,001 - 8,000	110	8	74	1,009	525	521	566	344	608	1,685	878	521	
	8,001 - 12,000	63	2	26	914	531	581	1,044	982	941	2,021	1,514	749	
	12,001 - 16,000	0	0	0	857	403	470	692	602	870	1,549	1,005	649	
	16,001 - 20,000	0	0	0	831	262	315	655	403	616	1,486	665	448	
	20,001 - 24,000	0	0	0	740	128	173	632	275	435	1,372	403	294	
	24,001 - 28,000	0	0	0	509	28	54	625	156	250	1,134	184	162	
	28,001 and Over	0	0	0	0	0	0	438	39	89	438	39	89	
	<b>TOTALS</b>	<b>222</b>	<b>\$12</b>	<b>\$53</b>	<b>5,264</b>	<b>\$1,955</b>	<b>\$371</b>	<b>4,935</b>	<b>\$2,870</b>	<b>\$581</b>	<b>10,421</b>	<b>\$4,837</b>	<b>\$464</b>	
<b>All</b>														
	\$0 - \$4,000	1,279	\$55	\$43	514	\$98	\$191	380	\$92	\$242	2,173	\$245	\$113	
	4,001 - 8,000	1,869	142	76	1,288	667	518	767	463	604	3,924	1,271	324	
	8,001 - 12,000	395	8	21	1,215	704	579	1,528	1,428	934	3,138	2,140	682	
	12,001 - 16,000	0	0	0	1,152	552	479	1,174	1,010	860	2,326	1,562	671	
	16,001 - 20,000	0	0	0	1,119	352	315	1,089	668	613	2,208	1,021	462	
	20,001 - 24,000	0	0	0	1,031	177	172	1,071	457	427	2,102	635	302	
	24,001 - 28,000	0	0	0	665	36	54	1,053	255	243	1,718	291	169	
	28,001 and Over	0	0	0	0	0	0	751	65	86	751	65	86	
	<b>TOTALS</b>	<b>3,543</b>	<b>\$205</b>	<b>\$58</b>	<b>6,984</b>	<b>\$2,585</b>	<b>\$370</b>	<b>7,813</b>	<b>\$4,439</b>	<b>\$568</b>	<b>18,340</b>	<b>\$7,229</b>	<b>\$394</b>	

\* Includes Married Filing Separate status.

A/ Amount is less than \$500.



# New York State Full-Year Resident

Filing Status	Earned Income	Number of Qualifying Children									Total		
		None			One			More than One			#	Credits (000's)	Avg. Credit
		#	Credits (000's)	Avg. Credit	#	Credits (000's)	Avg. Credit	#	Credits (000's)	Avg. Credit			
<b>Single</b>													
	\$0 - \$4,000	68,556	\$3,054	\$45	5,784	\$1,157	\$200	3,701	\$847	\$229	78,041	\$5,058	\$65
	4,001 - 8,000	101,615	7,755	76	10,567	5,473	518	4,149	2,485	599	116,331	15,713	135
	8,001 - 12,000	13,379	258	19	6,734	3,842	571	4,599	4,261	926	24,712	8,361	338
	12,001 - 16,000	0	0	0	4,297	2,196	511	1,889	1,687	893	6,186	3,883	628
	16,001 - 20,000	0	0	0	2,993	1,075	359	1,186	816	688	4,179	1,891	453
	20,001 - 24,000	0	0	0	2,016	421	209	756	364	481	2,772	785	283
	24,001 - 28,000	0	0	0	1,270	89	70	529	154	290	1,799	243	135
	28,001 and Over	0	0	0	30	A/	5	357	41	115	387	41	107
	<b>TOTALS</b>	<b>183,550</b>	<b>\$11,067</b>	<b>\$60</b>	<b>33,691</b>	<b>\$14,254</b>	<b>\$423</b>	<b>17,166</b>	<b>\$10,654</b>	<b>\$621</b>	<b>234,407</b>	<b>\$35,975</b>	<b>\$153</b>
<b>Married Filing Joint</b>													
	\$0 - \$4,000	6,245	\$261	\$42	3,079	\$603	\$196	3,533	\$821	\$232	12,857	\$1,684	\$131
	4,001 - 8,000	10,504	757	72	10,754	5,691	529	9,835	6,140	624	31,093	12,587	405
	8,001 - 12,000	5,756	140	24	14,043	8,158	581	31,188	29,362	941	50,987	37,660	739
	12,001 - 16,000	0	0	0	13,939	7,003	502	25,879	22,933	886	39,818	29,936	752
	16,001 - 20,000	0	0	0	14,568	4,407	302	23,535	14,610	621	38,103	19,016	499
	20,001 - 24,000	0	0	0	12,893	2,091	162	24,251	9,969	411	37,144	12,060	325
	24,001 - 28,000	0	0	0	7,678	391	51	22,235	5,226	235	29,913	5,617	188
	28,001 and Over	0	0	0	7	A/	26	15,963	1,307	82	15,970	1,307	82
	<b>TOTALS</b>	<b>22,505</b>	<b>\$1,158</b>	<b>\$51</b>	<b>76,961</b>	<b>\$28,343</b>	<b>\$368</b>	<b>156,419</b>	<b>\$90,367</b>	<b>\$578</b>	<b>255,885</b>	<b>\$119,868</b>	<b>\$468</b>
<b>Head of Household*</b>													
	\$0 - \$4,000	2,968	\$127	\$43	24,696	\$5,121	\$207	17,298	\$4,179	\$242	44,962	\$9,427	\$210
	4,001 - 8,000	6,125	439	72	74,405	39,673	533	35,475	21,903	617	116,005	62,015	535
	8,001 - 12,000	5,057	120	24	68,070	40,151	590	71,157	67,518	949	144,284	107,789	747
	12,001 - 16,000	D/	1	D/	64,987	31,186	480	D/	42,705	D/	113,896	73,892	649
	16,001 - 20,000	D/	A/	D/	60,082	19,277	321	D/	28,029	D/	104,530	47,305	453
	20,001 - 24,000	0	0	0	52,265	9,263	177	39,959	17,581	440	92,224	26,843	291
	24,001 - 28,000	0	0	0	34,389	1,925	56	34,939	8,898	255	69,328	10,823	156
	28,001 and Over	0	0	0	18	A/	4	23,081	2,120	92	23,099	2,120	92
	<b>TOTALS</b>	<b>14,152</b>	<b>\$686</b>	<b>\$48</b>	<b>378,912</b>	<b>\$146,597</b>	<b>\$387</b>	<b>315,264</b>	<b>\$192,932</b>	<b>\$612</b>	<b>708,328</b>	<b>\$340,215</b>	<b>\$480</b>
<b>All</b>													
	\$0 - \$4,000	77,769	\$3,442	\$44	33,559	\$6,881	\$205	24,532	\$5,847	\$238	135,860	\$16,170	\$119
	4,001 - 8,000	118,244	8,950	76	95,726	50,837	531	49,459	30,527	617	263,429	90,315	343
	8,001 - 12,000	24,192	519	21	88,847	52,151	587	106,944	101,140	946	219,983	153,810	699
	12,001 - 16,000	D/	1	D/	83,223	40,386	485	D/	67,325	D/	159,900	107,712	674
	16,001 - 20,000	D/	A/	D/	77,643	24,758	319	D/	43,454	D/	146,812	68,213	465
	20,001 - 24,000	0	0	0	67,174	11,775	175	64,966	27,913	430	132,140	39,688	300
	24,001 - 28,000	0	0	0	43,337	2,405	55	57,703	14,278	247	101,040	16,683	165
	28,001 and Over	0	0	0	55	A/	7	39,401	3,468	88	39,456	3,469	88
	<b>TOTALS</b>	<b>220,207</b>	<b>\$12,911</b>	<b>\$59</b>	<b>489,564</b>	<b>\$189,194</b>	<b>\$386</b>	<b>488,849</b>	<b>\$293,954</b>	<b>\$601</b>	<b>1,198,620</b>	<b>\$496,059</b>	<b>\$414</b>

\* Includes Married Filing Separate status.

A/ Amount is less than \$500.

D/ Tax Law prohibits the disclosure of individual taxpayer information.

# Nonresidents, Part-Year Move-outs & Unclassified

Earned Income	Number of Qualifying Children									Total				
	None			One			More than One			#	Credits	Avg.		
	#	Credits	Avg.	#	Credits	Avg.	#	Credits	Avg.					
<b>FULL YEAR NONRESIDENT (ALL)</b>														
\$0 - \$4,000	121	\$5	\$44	D/	\$7	D/	D/	\$7	D/	198	\$19	\$95		
4,001 - 8,000	161	12	73	139	55	394	75	35	467	375	102	271		
8,001 - 12,000	34	1	23	203	59	291	174	107	613	411	167	406		
12,001 - 16,000	0	0	0	528	73	138	286	84	294	814	157	193		
16,001 - 20,000	0	0	0	793	99	124	607	81	134	1,400	180	128		
20,001 - 24,000	0	0	0	884	110	124	930	143	154	1,814	253	139		
24,001 - 28,000	0	0	0	601	25	41	1,004	161	160	1,605	185	116		
28,001 and Over	0	0	0	D/	A/	D/	D/	47	D/	777	47	60		
<b>TOTALS</b>	<b>316</b>	<b>\$18</b>	<b>\$57</b>	<b>3,194</b>	<b>\$427</b>	<b>\$134</b>	<b>3,884</b>	<b>\$664</b>	<b>\$171</b>	<b>7,394</b>	<b>\$1,109</b>	<b>\$150</b>		
<b>PART-YEAR RESIDENT, MOVED OUT (ALL)</b>														
\$0 - \$4,000	73	\$3	\$38	28	\$5	\$164	20	\$4	\$188	121	\$11	\$92		
4,001 - 8,000	200	10	50	123	42	337	79	34	433	402	86	213		
8,001 - 12,000	53	1	15	165	56	341	135	81	596	353	138	390		
12,001 - 16,000	0	0	0	166	49	297	137	73	530	303	122	402		
16,001 - 20,000	0	0	0	163	29	181	160	64	400	323	93	289		
20,001 - 24,000	0	0	0	128	16	126	148	37	247	276	53	191		
24,001 - 28,000	0	0	0	80	3	34	114	18	158	194	21	107		
28,001 and Over	0	0	0	0	0	0	78	4	57	78	4	57		
<b>TOTALS</b>	<b>326</b>	<b>\$14</b>	<b>\$42</b>	<b>853</b>	<b>\$200</b>	<b>\$235</b>	<b>871</b>	<b>\$314</b>	<b>\$361</b>	<b>2,050</b>	<b>\$528</b>	<b>\$257</b>		
<b>UNCLASSIFIED (ALL)</b>														
\$0 - \$4,000	51	\$2	\$45	24	\$6	\$231	9	\$2	\$225	84	\$10	\$117		
4,001 - 8,000	86	7	76	71	37	515	35	21	612	192	65	336		
8,001 - 12,000	22	1	23	65	37	574	72	66	920	159	104	655		
12,001 - 16,000	0	0	0	49	24	499	52	44	842	101	68	676		
16,001 - 20,000	0	0	0	60	18	299	45	27	599	105	45	428		
20,001 - 24,000	0	0	0	58	9	161	56	23	411	114	32	284		
24,001 - 28,000	0	0	0	29	2	54	55	12	214	84	13	159		
28,001 and Over	0	0	0	0	0	0	39	3	86	39	3	86		
<b>TOTALS</b>	<b>159</b>	<b>\$9</b>	<b>\$59</b>	<b>356</b>	<b>\$133</b>	<b>\$373</b>	<b>363</b>	<b>\$199</b>	<b>\$547</b>	<b>878</b>	<b>\$341</b>	<b>\$388</b>		

A/ Amount is less than \$500.

D/ Tax Law prohibits the disclosure of individual taxpayer information.

# Grand Total for All Claims

Filing Status	Earned Income	Number of Qualifying Children									Total		
		None			One			More than One			#	Credits (000's)	Avg. Credit
		#	Credits (000's)	Avg. Credit	#	Credits (000's)	Avg. Credit	#	Credits (000's)	Avg. Credit			
<b>Single</b>													
	\$0 - \$4,000	69,292	\$3,080	\$44	5,868	\$1,170	\$199	3,749	\$856	\$228	78,909	\$5,106	\$65
	4,001 - 8,000	103,171	7,831	76	10,723	5,523	515	4,222	2,508	594	118,116	15,861	134
	8,001 - 12,000	13,739	263	19	6,868	3,883	565	4,662	4,293	921	25,269	8,439	334
	12,001 - 16,000	0	0	0	4,404	2,225	505	1,930	1,704	883	6,334	3,929	620
	16,001 - 20,000	0	0	0	3,051	1,088	356	1,226	831	678	4,277	1,919	449
	20,001 - 24,000	0	0	0	2,067	429	207	784	372	474	2,851	801	281
	24,001 - 28,000	0	0	0	1,305	91	70	543	157	289	1,848	248	134
	28,001 and Over	0	0	0	32	A/	5	368	42	113	400	42	105
	<b>TOTALS</b>	<b>186,202</b>	<b>\$11,174</b>	<b>\$60</b>	<b>34,318</b>	<b>\$14,408</b>	<b>\$420</b>	<b>17,484</b>	<b>\$10,762</b>	<b>\$616</b>	<b>238,004</b>	<b>\$36,344</b>	<b>\$153</b>
<b>Married Filing Joint</b>													
	\$0 - \$4,000	6,300	\$263	\$42	3,119	\$609	\$195	3,593	\$832	\$231	13,012	\$1,703	\$131
	4,001 - 8,000	10,624	763	72	10,910	5,744	526	10,027	6,219	620	31,561	12,727	403
	8,001 - 12,000	5,835	142	24	14,246	8,230	578	31,522	29,552	938	51,603	37,924	735
	12,001 - 16,000	0	0	0	14,227	7,081	498	26,303	23,139	880	40,530	30,220	746
	16,001 - 20,000	0	0	0	15,120	4,480	296	24,220	14,781	610	39,340	19,261	490
	20,001 - 24,000	0	0	0	13,499	2,150	159	25,274	10,136	401	38,773	12,285	317
	24,001 - 28,000	0	0	0	8,052	402	50	23,294	5,377	231	31,346	5,779	184
	28,001 and Over	0	0	0	9	A/	20	16,729	1,347	81	16,738	1,347	80
	<b>TOTALS</b>	<b>22,759</b>	<b>\$1,168</b>	<b>\$51</b>	<b>79,182</b>	<b>\$28,695</b>	<b>\$362</b>	<b>160,962</b>	<b>\$91,383</b>	<b>\$568</b>	<b>262,903</b>	<b>\$121,246</b>	<b>\$461</b>
<b>Head of Household*</b>													
	\$0 - \$4,000	2,987	\$127	\$43	24,930	\$5,159	\$207	17,462	\$4,210	\$241	45,379	\$9,497	\$209
	4,001 - 8,000	6,185	442	71	75,217	39,950	531	35,978	22,105	614	117,380	62,497	532
	8,001 - 12,000	5,105	121	24	69,125	40,516	586	71,969	67,986	945	146,199	108,623	743
	12,001 - 16,000	D/	1	D/	66,338	31,510	475	D/	43,123	D/	116,118	74,634	643
	16,001 - 20,000	D/	A/	D/	61,392	19,509	318	D/	28,288	D/	106,715	47,797	448
	20,001 - 24,000	0	0	0	53,411	9,407	176	40,685	17,762	437	94,096	27,170	289
	24,001 - 28,000	0	0	0	35,077	1,953	56	35,567	9,009	253	70,644	10,963	155
	28,001 and Over	0	0	0	19	A/	4	23,534	2,151	91	23,553	2,151	91
	<b>TOTALS</b>	<b>14,279</b>	<b>\$691</b>	<b>\$48</b>	<b>385,509</b>	<b>\$148,005</b>	<b>\$384</b>	<b>320,296</b>	<b>\$194,635</b>	<b>\$608</b>	<b>720,084</b>	<b>\$343,331</b>	<b>\$477</b>
<b>All</b>													
	\$0 - \$4,000	78,579	\$3,470	\$44	33,917	\$6,938	\$205	24,804	\$5,897	\$238	137,300	\$16,305	\$119
	4,001 - 8,000	119,980	9,036	75	96,850	51,217	529	50,227	30,832	614	267,057	91,085	341
	8,001 - 12,000	24,679	526	21	90,239	52,629	583	108,153	101,831	942	223,071	154,986	695
	12,001 - 16,000	D/	1	D/	84,969	40,816	480	D/	67,967	D/	162,982	108,783	667
	16,001 - 20,000	D/	A/	D/	79,563	25,077	315	D/	43,900	D/	150,332	68,977	459
	20,001 - 24,000	0	0	0	68,977	11,986	174	66,743	28,270	424	135,720	40,255	297
	24,001 - 28,000	0	0	0	44,434	2,446	55	59,404	14,543	245	103,838	16,989	164
	28,001 and Over	0	0	0	60	A/	7	40,631	3,539	87	40,691	3,540	87
	<b>TOTALS</b>	<b>223,240</b>	<b>\$13,032</b>	<b>\$58</b>	<b>499,009</b>	<b>\$191,108</b>	<b>\$383</b>	<b>498,742</b>	<b>\$296,780</b>	<b>\$595</b>	<b>1,220,991</b>	<b>\$500,921</b>	<b>\$410</b>

\* Includes Married Filing Separate status.

A/ Amount is less than \$500.

D/ Tax Law prohibits the disclosure of individual taxpayer information.

---

# Appendix A: Legislative Mandate for the Earned Income Tax Credit Study, Chapter 170, Laws of 1994

---

“The commissioner shall prepare a preliminary written report after July thirty-first and a final written report after December thirty-first of each calendar year, which shall contain statistical information regarding the credits granted on or before such dates under this subsection during such calendar year. Copies of these reports shall be submitted by such commissioner to the governor, the temporary president of the senate, the speaker of the assembly, the chairman of the senate finance committee and the chairman of the assembly ways and means committee within sixty days of July thirty-first with respect to the preliminary report, and within forty-five days of December thirty-first with respect to the final report. Such reports shall contain, but need not be limited to, the number of credits and the average amount of such credits allowed; and of those, the number of credits and the average amount of such credits allowed to taxpayers in each county; and of those, the number of credits and the average amount of such credits allowed to taxpayers whose earned income falls within ranges, determined by the commissioner, of not more than four thousand dollars; and of those, the number of credits and the average amount of such credits allowed to taxpayers who file under the different statuses set forth in subsections (a), (b) and (c) of section six hundred one; and of those, the number of credits and the average amount of such credits allowed to taxpayers whose number of qualifying children falls within the categories set forth in such section thirty-two of the internal revenue code.”



---

# Appendix B: Form IT-215

---



# Claim for Earned Income Credit



# IT-215



<b>Print or type</b>	<b>Please enter your first name first. For a joint claim, use both name lines.</b>		
	Your first name and middle initial	Your last name <i>(for a joint claim, enter spouse's name on line below)</i>	▼ Your social security number
	Spouse's first name and middle initial	Spouse's last name	▼ Spouse's social security number
	Mailing address <i>(number and street or rural route)</i>	Apartment number	New York State county of residence
	City, village or post office	State	ZIP Code

(See instructions, *Form IT-215-I*, for assistance.)

- 1 Did you claim the federal earned income credit for 2001? If **No**, stop; you do not qualify for the NYS credit ..... 1.  Yes  No
- 2 Is your investment income (see instructions) greater than \$2,450? If **Yes**, stop; you do not qualify for the NYS credit ..... 2.  Yes  No
- 3 Have you already filed your 2001 New York State income tax return? If **No**, you must file this claim with a return ..... 3. Yes  No
- 4 Did you claim qualifying children on your 2001 federal Schedule EIC? ..... 4.  Yes  No
- If **No**, continue with line 5. If **Yes**, fill in the following for the **same** children claimed on federal Schedule EIC.

First name and middle initial	Last name	Relationship	Number of months lived with you	Full-time student*	Person with disability**	Social security number	Year of birth
				<input type="checkbox"/>	<input type="checkbox"/>		
				<input type="checkbox"/>	<input type="checkbox"/>		

\* Place an **X** in this box **only** if you checked **Yes** on your 2001 federal Schedule EIC, line 4a.

\*\* Place an **X** in this box **only** if you checked **Yes** on your 2001 federal Schedule EIC, line 4b.

- 5 Is the IRS figuring your federal earned income credit for you? If **Yes**, complete lines 6 through 10 (also lines 22, 24, and 25 if you are a part-year resident) and attach this form to your New York State income tax return. The Tax Department will compute your New York State earned income credit for you. If **No**, complete lines 6 through 18 (and lines 19 through 27 if you are a part-year resident) ..... 5.  Yes  No
- 6 Wages, salaries, tips, etc. (from federal Form 1040EZ, line 1, Form 1040A, line 7, or Form 1040, line 7). See instructions ..... 6.  .
- Before completing lines 7, 8, and 9, see instructions**
- 7 Nontaxable earned income (from your federal Form 1040EZ, line 9b, Form 1040A, line 39b or Form 1040, line 61b) ..... 7.  .
- 8 If you received a taxable scholarship or fellowship grant, or if you were paid any amount as an inmate in a penal institution for work, enter that amount here (see instructions) ..... 8.  .
- 9 Business income or loss (from your federal Form 1040 line instructions, Earned Income Credit Worksheet B, line 4a) ..... 9.  .
- Employer identification number (see instructions) .....
- Check applicable box ..... The amount on line 9 is a profit  or loss
- 10 Enter your federal modified adjusted gross income (see instructions) ..... 10.  .
- 11 Amount of federal EIC claimed (from federal Form 1040EZ, line 9a, Form 1040A, line 39a, or Form 1040, line 61a. Federal alternative minimum tax filers - see instructions) ..... 11.  .
- 12 New York State EIC rate 25% (.25) ..... 12.  . **2 5**
- 13 Tentative New York State earned income credit (multiply line 11 by 12; see instructions) ..... 13.  .
- If you are a Form IT-201 or Form IT-203 filer, complete Worksheet A on the back of this form before continuing.**
- 14 Form IT-200 filers, copy the amount from Form IT-200, line 19. Form IT-201 and Form IT-203 filers, copy the amount from Worksheet A, line 5 on the back of this form ..... 14.  .
- 15 New York State household credit (from Form IT-200, line 20, Form IT-201, line 39 or Form IT-203, line 37) ..... 15.  .
- 16 Enter the smaller of line 14 or line 15 ..... 16.  .
- 17 Subtract line 16 from line 13. This is your allowable New York State earned income credit. See back for further instructions. .... 17.  .



- If your filing status is ③, **Married filing separate return**, complete line 18.
- **Part-year residents must also complete lines 19-27.**
- **All claimants must sign this form below.**

18 If your New York State filing status is ③, *Married filing separate return*, the credit on line 17 can be divided between spouses in any manner you wish. Enter on line 18 the amount of credit from line 17 you are claiming and enter your joint federal adjusted gross income below ..... **18.**

	Dollars
	Cents

• **federal adjusted gross income** (from federal Form 1040EZ, line 4 Form 1040A, line 19, or Form 1040, line 33) ..... **•**

--	--

## Computation of part-year resident earned income credit

**Lines 19-27 apply only to part-year residents claiming the earned income credit.**

19 Enter New York State earned income credit (from front page, line 17, or line 18 above) ..... **19.**

--	--

20 Enter the amount from Form IT-203, line 40 ..... **20.**

--	--

  
If line 20 is equal to or more than line 19, **stop. You do not have excess EIC.**  
If line 20 is less than line 19, **continue on line 21 below.**

21 Subtract line 20 from line 19. **This is your excess earned income credit** ..... **21.**

--	--

22 Enter the amount from Form IT-203-B, line 21 (If Form IT-203-B is not required to be filed, leave blank and continue on line 23 below.) .... **22.**

--	--

  
• If Form IT-215, line 22 is equal to or more than Form IT-215, line 21, **stop. Do not continue with this worksheet.** Enter the amount from line 21 above on Form IT-203-B, line 22.  
• If Form IT-215, line 22 is less than Form IT-215, line 21, enter the amount from line 21 above on Form IT-203-B, line 22 and continue on line 23 below.

23 Subtract line 22 from line 21. **This is your remaining excess earned income credit** ..... **23.**

--	--

24 Enter amount from *Part-year resident income allocation worksheet*, Column B, line 18, from page 14 of your Form IT-203 instructions booklet .... **24.**

--	--

25 Enter amount from *Part-year resident income allocation worksheet*, Column A, line 18, from page 14 of your Form IT-203 instructions booklet..... **25.**

--	--

26 Divide line 24 by line 25 (carry the result to four decimal places). This amount cannot exceed 100% (1.0000) ..... **26.**

--	--

27 Multiply line 23 by line 26. Enter the result here and on Form IT-203-B, line 50. **This is the refundable portion of your part-year resident earned income credit.** ..... **27.**

--	--

### Worksheet A (For IT-201 and IT-203 filers only)

1 New York State tax (from Form IT-201, line 38, or Form IT-203, line 36) ..... **1.**

--	--

2 Resident credit (from Form IT-201-ATT, line 41, or Form IT-203-B, line 27) ..... **2.**

--	--

3 Accumulation distribution credit (from Form IT-201-ATT, line 42, or Form IT-203-B, line 28) ..... **3.**

--	--

4 Add lines 2 and 3 ..... **4.**

--	--

5 Subtract line 4 from line 1. (If line 4 is more than line 1, enter "0.") Enter here and on line 14 on the front of this form ..... **5.**

--	--

<b>Paid preparer's use only</b>	Preparer's signature	▼ Preparer's SSN or PTIN	<b>Sign here</b>	Your signature	
	Firm's name (or yours, if self-employed)	• Employer identification number		Spouse's signature (if joint claim)	
	Address	Date		Mark "X" if self-employed <input type="checkbox"/>	Date

---

**For more information concerning the data provided in this publication, please  
contact:**

**New York State Department of Taxation and Finance  
Office of Tax Policy Analysis  
W.A. Harriman State Campus Office  
Albany, New York 12227  
Phone: (518) 457-3187  
Web Site: [www.tax.state.ny.us/statistics](http://www.tax.state.ny.us/statistics)**

---