



Instructions for Form IT-203 Nonresident and Part-Year Resident Income Tax Return

New York State • New York City • Yonkers

Check out e-file . . . It's easy, fast, and safe! And if you qualify, it's FREE.

The image displays several pages from the 2006 New York State Form IT-203-I, "Nonresident and Part-Year Resident Income Tax Return".

- Main Form (IT-203):** Shows the top section with the title, year (2006), and various checkboxes for filing status (Single, Married, etc.) and residency (New York City part-year resident only).
- Federal Income and Adjustments Table:** A table with columns for "Federal amount" and "New York State amount". It lists various income sources such as wages, interest, dividends, and capital gains, along with adjustments like state and local taxes and retirement contributions.
- New York State Credits and Deductions Table:** A table listing various credits and deductions available to taxpayers, such as the Earned Income Credit, Child Tax Credit, and various state and local tax credits.
- Other Pages:** Includes a page for "Total New York State, New York City, and Yonkers taxes, sales or use tax, and voluntary contributions" and a page for "Total New York State, New York City, and Yonkers taxes, sales or use tax, and voluntary contributions".

What's new for 2006? See page 3 inside.



Easy

All you need is a computer and Internet access!

Fast

Faster refunds than ever before!
If you owe tax, several payment options are available... including File now/Pay later!

Safe

E-file is secure and accurate. You receive an electronic acknowledgment!

Free

You may qualify for FREE e-filing of your New York State income tax return! Check our Web site.

You can file your income tax return electronically (e-file) using your personal computer and one of the many commercially available software packages, or you can choose to have a tax professional e-file for you.

E-filing is the fastest way to receive your refund. The speed and accuracy of computers allow electronic returns to be processed faster than paper returns, and using tax preparation software greatly reduces the possibility of errors and delays. For more details, visit our e-filing Web site at: www.nystax.gov/elf

The following forms may be e-filed for 2006:

IT-150	IT-135	IT-217	IT-257
IT-201	IT-182	IT-219	IT-258
IT-201-ATT	IT-209	IT-220	IT-272
IT-203	IT-212	IT-230	IT-280
IT-203-ATT	IT-212-ATT	IT-240	IT-360.1
IT-203-B	IT-213	IT-241	IT-370
IT-203-C	IT-213-ATT	IT-249	IT-398
IT-112-C	IT-214	IT-250	IT-399
IT-112-R	IT-215	IT-255	IT-2105.9
IT-112.1	IT-216	IT-256	Y-203

E-file your tax-due return

E-filed returns with a balance due may be paid by submitting a check or money order with Form IT-201-V, *Payment Voucher for E-Filed Income Tax Returns*, by credit card (see page 45), or by authorizing the Tax Department to withdraw the payment from your bank account (electronic funds withdrawal).

Table of Contents

What's new for 2006? 3

How are nonresidents and part-year residents taxed? 4

How do I use the new instructions? 4

Who must file? 5

Credits for individuals 6

Credits for businesses 7

Other forms you may have to file 9

Form IT-203 — At a glance 12

Steps 1 through 12 for completing Form IT-203 .. 14

Checklist for Form IT-203..... 50

Line instructions for Form IT-203-ATT..... 52

Line instructions for Form IT-203-B..... 55

Additional general information 58

Information on paying sales and use taxes on your income tax return 62

New York State tax table and worksheets..... 69

School districts and code numbers..... 79

Form IT-2104.1, *New York State, City of New York, and City of Yonkers Certificate of Nonresidence and Allocation of Withholding Tax*

Form IT-2104, *Employee's Withholding Allowance Certificate*

Form IT-86, *Forms and Publications Ordering Information*

Index..... inside back cover

When to file/ Important dates..... back cover

Need help? back cover

What's new for 2006?

General changes for 2006:

- **Instructions redesigned** — We redesigned our instructions for Form IT-203. We broke down the process of completing your return into logical steps. New navigational icons, as shown on page 4, will point you toward tax-saving and time-saving information.
- **Some tax rates reduced** — Certain rates within the New York State tax rate schedule have been reduced. See page 78.
- **Standard deduction increased** — Effective for tax years beginning on or after January 1, 2006, the standard deduction for *married filing joint return* and *qualifying widow(er)* increased from \$14,600 to \$15,000, and the standard deduction for *married filing separate return* increased from \$6,500 to \$7,500. See page 37.
- **New York State organized militia subtraction modification expanded** — The subtraction modification has been expanded to include income received as a member of the New York State Organized Militia for performing active service in the state pursuant to federal active Guard duty orders, for service other than training, issued under Title 10 of the United States Code. See page 32.

Changes to existing credits:

- **Empire State film production credit** — The Empire State film production credit has been extended to include calendar years 2006 through 2011. The cap on the aggregate amount of state tax credits has been increased from \$25 million to \$60 million for each calendar year. For additional information, see Form IT-248, *Claim for Empire State Film Production Credit*, and its instructions.
- **Part-Year New York City school tax credit** — The part-year New York City school tax credit increased from \$125 to \$230 for married individuals filing a joint return and qualifying widows(ers). The credit for single individuals, heads of household, or married individuals filing separate returns increased from \$62.50 to \$115.
- **Alternative fuels credit** — The alternative fuels credit for investing in new alternative fuel vehicle refueling property is reinstated for tax years beginning January 1, 2006, and ending December 31, 2010. For additional information, see Form IT-253, *Claim for Alternative Fuels Credit*, and its instructions.
- **Brownfield tax credits** — The definition of *environmental zones* (EN-Zones) has been amended to include qualified sites that are the subject of a brownfield site cleanup agreement entered into prior to September 1, 2010.
The definition of *qualified tangible property* has been expanded to include a second set of criteria for purposes of the brownfield redevelopment tax credit. For additional information, see Form IT-611, *Claim for Brownfield Redevelopment Tax Credit*, and its instructions.
- **Farmers' school tax credit** — This credit has been amended to provide for enhancements effective for tax years beginning on or after January 1, 2006. For additional information, see Form IT-217, *Claim for Farmers' School Tax Credit*, and its instructions.

New credits:

- **Solar energy system equipment credit** — For tax years beginning in and after 2006, a new credit is allowed, subject to certain limits, for expenditures incurred in 2006 and after for solar energy system equipment that utilizes solar radiation to provide heating, cooling, hot water, or electricity for use in an individual's principal residence. This new credit replaces the former solar electric generating equipment credit. For additional information, see Form IT-255, *Claim for Solar Energy System Equipment Credit*, and its instructions.
- **New security officer training tax credit** — A new credit is available for qualified building owners who employ qualified security officers. Taxpayers must file an application with the New York State Office of Homeland Security to receive an allocation of the credit. For more information, visit the New York State Office of Homeland Security Web site at www.security.state.ny.us and see Form IT-631, *Claim for Security Officer Training Tax Credit*.
- **Home heating system credit** — For tax years beginning in 2006 and 2007, a new credit is available for the costs incurred on or after July 1, 2006, and before July 1, 2007, that are directly associated with the replacement of an existing home heating system, located in New York State, with a home heating system that qualifies for, and is labeled with, an Energy Star label. For additional information, see Form IT-240, *Claim for Home Heating System Credit*, its instructions, and TSB-M-06(4)C,(6)I.
- **Clean heating fuel credit** — For tax years beginning in 2006 and 2007, a New York State personal income tax credit is allowed for the purchase of bioheat that is used for space heating or hot water production for residential purposes within New York State. The credit applies to bioheat purchased on or after July 1, 2006, and before July 1, 2007. For additional information, see Form IT-241, *Claim for Clean Heating Fuel Credit*, its instructions, and TSB-M-06(4)C,(6)I.
- **Biofuel production credit** — For tax years beginning in and after 2006, a new refundable credit is available for the production of biofuel at a biofuel plant located in New York State. For additional information, see Form IT-243, *Claim for Biofuel Production Credit*, and its instructions.
- **Conservation easement tax credit** — For tax years beginning in and after 2006, a new refundable credit is available for land, located in New York State, that is subject to a conservation easement. For additional information see Form IT-242, *Claim for Conservation Easement Tax Credit*, and its instructions.
- **Handicapped-accessible taxicabs and livery service vehicles credit** — A new credit is available effective January 1, 2006, through December 31, 2008, to companies that provide a taxicab service as defined in Vehicle and Traffic Law section 148-A or a livery service as defined in Vehicle and Traffic Law section 121-E. The credit is equal to the cost incurred for upgrading a vehicle so that it is handicapped accessible. The credit cannot exceed \$10,000 for each vehicle. This credit is not refundable; however, any credit amount not used in the current year may be carried forward to the following year. For additional information, see Form IT-239, *Claim for Handicapped-Accessible Taxicabs and Livery Service Vehicles Credit*, and its instructions.

How are nonresidents and part-year residents taxed?

If you were a nonresident of New York State, you are subject to New York State tax on income you received from New York State sources in 2006. If you were a resident of New York State for only part of 2006, you are subject to New York State tax on all income you received while you were a resident of the state and on income you received from New York State sources while

you were a nonresident. To compute the amount of tax due, use Form IT-203, *Nonresident and Part-Year Resident Income Tax Return*. You will compute a base tax as if you were a full-year resident, then determine the percentage of your income that is subject to New York State tax and the amount of tax apportioned to New York State.

How do I fill in the forms?

Please follow these guidelines.

Use black ink only (no red or other color ink or pencils) to print or type all entries.

Do not write in dollar signs, commas, or decimal points when making entries.

You can round money entries to the nearest dollar (fifty cents or more is rounded up). If you do round numbers, you must be consistent and round all numbers.

If you make an entry on a line, always fill in the cents area. If rounding or using a whole dollar amount, enter **00** in the cents boxes. Do not make any entry in areas that do not apply to you unless these instructions specifically direct you to do so; treat blank lines as zeros.

Mark an **X** to fill in boxes as appropriate. Do not use a check mark. Keep your Xs and numerals inside the boxes.

Write your numbers and **X** marks like this:

1 2 3 4 5 6 7 8 9 0 X

Carefully enter your money amounts so that the **dollar amount** ends in the box immediately to the **left** of the decimal point and the **cents amount** starts in the box immediately to the **right** of the decimal point.

For example, if your total amount of *Wages, salaries, tips, etc.* for line 1 is \$37,114.48, your money field entry on line 1 should look like this:

... 1. 3 7, 1 1 4 . 4 8

If you are rounding all money items on your return to the nearest dollar, it should look like this:

... 1. 3 7, 1 1 4 . 0 0

If you show a loss on lines 1 through 16 or on lines 18, 23 or 31, place a minus sign (-) in the box **immediately to the left** of the loss amount. Do not use [] brackets or parentheses. For example, a business loss of \$1,024.81 on line 6 should look like this:

... 6. - 1, 0 2 4 . 8 1

How do I use the new instructions?

To help you decide whether you have to file a New York State return, see page 5.

Once you know you have to file, review the new at-a-glance illustration for Form IT-203 (on page 12) that shows the form broken down into completion steps.

Keep an eye out for the following new icons or symbols. They will alert you to important new information, to areas where particular caution should be used, and to filing shortcuts.



New information



Caution



Time-saving tip

Finally, please use the checklist on pages 50 and 51 to avoid mistakes that might slow the processing of your return, and delay any refund you may be entitled to.

Common words and phrases

To save space and enhance clarity, these instructions may use common abbreviations, including:

federal AGI = federal adjusted gross income

IRC = Internal Revenue Code

IRS = Internal Revenue Service

New York AGI = New York State adjusted gross income

NYS = New York State

NYC = New York City

Who must file?

New York State nonresidents and part-year residents

You must file Form IT-203 if you meet any of the following conditions:

- You have income from a New York source (see below) and your New York adjusted gross income is more than your New York State standard deduction. Complete Form IT-203, lines 1 through 31 and compare the line 31 *Federal amount* to your standard deduction from the table on Form IT-203, page 2.
- You want to claim a refund of any New York State, New York City, or Yonkers income taxes withheld from your pay.
- You want to claim a refund of any of the New York State, New York City, or Yonkers refundable credits listed in the chart beginning on page 6.
- You are subject to the minimum income tax on tax preference items derived from or connected with New York sources (Form IT-220, *Minimum Income Tax*). For further information, see *Other forms you may have to file* on page 9 of these instructions.
- You were a part-year resident and you are subject to a separate tax on any lump-sum distributions for your resident period derived from or connected with New York sources (Form IT-230, *Separate Tax on Lump-Sum Distributions*). See *Other forms you may have to file* on page 9.
- You incurred a net operating loss (NOL) for New York State personal income tax purposes for the tax year, without incurring a similar NOL for federal income tax purposes. See *New York State net operating loss* on page 60 for more information.

Nonresidents — New York source income

For nonresidents *New York source income* is the sum (with adjustments for special accruals as defined on page 58) of income, gain, loss, and deduction from:

- real or tangible personal property located in New York State;
- services performed in New York State;
- a business, trade, profession, or occupation carried on in New York State; **and**
- a New York S corporation in which you are a shareholder (including installment income from an IRC 453 transaction; see Publication 35, *New York Tax Treatment of S Corporations and Their Shareholders*).

New York source income also includes:

- your distributive share of New York State partnership income or gain;
- your share of New York State estate or trust income or gain;
- lottery winnings won in the New York State lottery, if the prize was won on or after October 1, 2000, and the total proceeds of the prize are more than \$5,000; **and**
- any gain from the sale, transfer, or other disposition of shares of stock in a cooperative housing corporation in connection with the grant or transfer of a proprietary leasehold, when the real property comprising the units of such cooperative housing corporation is located in New York State.

New York source income **does not include** the following income even if it was included in your federal adjusted gross income:

- certain pensions that are exempt from New York State taxation by reason of U.S. Code, Title 4, section 114 (see line 10 instructions on page 20), and annuities and pensions that meet

the New York State definition of an annuity, unless the annuity is employed in or used as an asset of a business, trade, profession, or occupation carried on in New York State;

- interest, dividends, or gains from the sale or exchange of intangible personal property, unless they are part of the income you received from carrying on a business, trade, profession, or occupation in New York State;
- gambling winnings, other than lottery winnings won in the New York State lottery as described above, unless you are engaged in the business of gambling and you carry on that business in New York State;
- compensation you received for active service in the United States military (see *Members of the armed forces* on page 60);
- your income as a shareholder of a corporation that is a New York C corporation;
- compensation you received from an interstate rail carrier, interstate motor carrier, or an interstate motor private carrier for regularly assigned duties performed in more than one state;
- compensation paid to you if (1) you are engaged on a vessel to perform assigned duties in more than one state as a pilot licensed under U.S. Code, Title 46, section 7101, or (2) you perform regularly assigned duties while engaged as a master, officer, or crewman on a vessel operating on the navigable waters of more than one state.

Part-year residents — New York source income

For part-year residents *New York source income* is the sum of the following with adjustments for special accruals as defined on page 59:

- 1) all income reported on your federal return for the period you are a resident of New York State; **and**
- 2) the New York source income for the period you were a nonresident of New York State.

Additional notes to all filers

See *Other forms you may have to file* on page 9 to make sure your tax return is complete.

See the credit charts on pages 6, 7, and 8 to review credits available for nonresidents and part-year residents.

Does your child have **investment income** over \$1,700? It would be to your advantage to file a New York return for your child to report your child's investment income, since there will be no New York tax on the first \$3,000 of that income. When you file your federal return, report your child's investment income on federal Form 8615 (instead of federal Form 8814). If you file Form 8814, the amount of your child's investment income over \$1,700 that was included in your federal gross income will be reported in the *Federal amount* column of your Form IT-203 on your New York return and taxed at your rate.

Joint filing exception for some married taxpayers


If you are married and filing a joint federal income tax return but one spouse is a New York State resident and the other is a nonresident or part-year resident, you are required to file separate New York State returns. The resident must use Form IT-150 or Form IT-201. The nonresident or part-year resident, if required to file a New York State return, must use Form IT-203. However, if you both choose to file a joint New York State return, use Form IT-150 or IT-201 and both spouses' income will be taxed as full-year residents of New York State.

Credits for individuals**Note:** indicates that this credit may be refunded to you, even if you owe no tax.

Credit	You may qualify for this credit if you:	Form
Accumulation distribution	are a beneficiary of a trust who received an accumulation distribution.	page 52*
Accumulation distribution (Part-year New York City)	are a beneficiary of a trust who received an accumulation distribution during the period you were a New York City resident.	IT-360.1
Alternative fuels	have unused credit for purchasing a new alternative-fuel vehicle or converting a vehicle to use alternative fuel, or have unused credit or a new credit for investing in new clean-fuel vehicle refueling property.	IT-253
Child and dependent care	are able to claim the federal child and dependent care credit. Part-year NYS residents: This credit may be refunded to you, even if you owe no tax.	IT-216
Claim of right (New York State)	<input type="checkbox"/> had a claim of right credit on your federal return for income that was subject to New York State tax on a prior year's return.	IT-257
Claim of right (New York City)	<input type="checkbox"/> had a claim of right credit on your federal return for income that was subject to New York City tax on a prior year's return.	IT-257
Claim of right (Yonkers)	<input type="checkbox"/> had a claim of right credit on your federal return for income that was subject to Yonkers tax on a prior year's return.	IT-257
Clean heating fuel	<input type="checkbox"/> purchased bioheat that is used for space heating or hot water production for residential purposes.	IT-241
Conservation easement	<input type="checkbox"/> own land that is subject to a conservation easement held by a public or private conservation agency.	IT-242
Defibrillator	purchased an automated external defibrillator machine.	IT-250
Earned income (New York State)	are allowed an earned income credit (EIC) on your federal income tax return. Part-year NYS residents: This credit may be refunded to you, even if you owe no tax.	IT-215
Earned income (Part-year New York City)	<input type="checkbox"/> are allowed an EIC on your federal income tax return.	IT-215
Empire State child	<input type="checkbox"/> have a spouse who qualifies to claim the Empire State child credit on their separately filed New York State resident return.	IT-213
Fuel cell electric generating equipment	purchased fuel cell electric generating equipment and installed it in New York State.	IT-259
Green building	had expenses for a building meeting certain environmental and energy standards.	DTF-630
Historic barn rehabilitation	paid or incurred expenses to restore a historic barn in New York State.	IT-212-ATT
Home heating system	<input type="checkbox"/> replaced an existing home heating system with an Energy Star labeled heating system.	IT-240
Household (New York State)	cannot be claimed as a dependent on another taxpayer's federal return and your federal Adjusted Gross Income (AGI), federal amount column, is not over \$32,000 (\$28,000 if filing as single).	page 40*
Household (New York City)	cannot be claimed as a dependent on another taxpayer's federal return and your federal AGI, federal amount column, is not over \$22,500 (\$12,500 if filing as single).	IT-360.1
Long-term care insurance	paid premiums during the tax year for a long-term care insurance policy.	IT-249
Lump-sum distribution	received a federal lump-sum distribution while a New York State resident that was taxed by a specified jurisdiction outside New York State.	IT-112.1
Nursing home assessment	<input type="checkbox"/> paid an amount directly relating to the assessment imposed on a residential health care facility.	IT-258
Residential fuel oil storage tank	have unused credit for replacing or installing a residential fuel oil storage tank.	page 54*
School tax (Part-year New York City)	<input type="checkbox"/> are a part-year New York City resident and you cannot be claimed as a dependent on another taxpayer's federal return. You may apply for this credit even if you don't have to file Form IT-203. You do not have to file Form NYC-210 if you are claiming this credit on Form IT-203.	NYC-210




* See this page in the instructions. There is no form for this credit.

Credits for individuals (continued)

Credit	You may qualify for this credit if you:	Form
 Solar energy system equipment	purchased solar energy system equipment and installed it at your principal residence in New York State.	IT-255
Solar and wind energy	have unused credit for purchasing and installing a solar or wind energy system.	page 54*
Taxes paid to another state or jurisdiction	received income during your New York State resident period from outside New York State that was taxed by a jurisdiction outside New York State.	IT-112-R
Taxes paid to Canada	received income during your New York State resident period from Canada that was taxed by a province of Canada.	IT-112-C

* See this page in the instructions. There is no form for this credit.

Credits for businesses**Note:** indicates that this credit may be refunded to you, even if you owe no tax.

Credit	You may qualify for this credit if you or your business:	Form
Alternative fuels	have unused credit for purchasing a new alternative-fuel vehicle or converting a vehicle to use alternative fuel, or have unused credit or a new credit for investing in new clean-fuel vehicle refueling property.	IT-253
 Biofuel production	<input type="checkbox"/> produced biofuel at a biofuel plant located in New York State.	IT-243
Brownfield credits	<input type="checkbox"/> was issued a certificate of completion by the New York State Department of Environmental Conservation (DEC) under the Brownfield Cleanup Program.	IT-611 IT-612 IT-613
 Clean heating fuel	<input type="checkbox"/> purchased bioheat that is used for space heating or hot water production for residential purposes.	IT-241
 Conservation easement	<input type="checkbox"/> own land that is subject to a conservation easement held by a public or private conservation agency.	IT-242
Defibrillator	purchased an automated external defibrillator machine.	IT-250
Empire State film production	<input type="checkbox"/> had expenses for the production of certain qualified film and television shows.	IT-248
Empire zone (EZ) capital	made investments or contributions to an EZ business or project, or have an unused EZ capital tax credit from a prior year.	IT-602
EZ employment incentive	<input type="checkbox"/> acquired, built, or erected property for which an EZ investment credit is allowed.	IT-603
EZ investment	<input type="checkbox"/> is EZ-certified and placed qualified property in service in an EZ.	IT-603
EZ wage	<input type="checkbox"/> is EZ-certified and paid wages to employees within the EZ.	IT-601
Employment incentive	put property in service that qualified for the investment credit.	IT-212-ATT
Employment of persons with disabilities	employed persons with disabilities.	IT-251
Farmers' school tax	<input type="checkbox"/> are in the farming business and paid school taxes on agricultural property in New York State.	IT-217
Financial services industry EZ employment incentive	<input type="checkbox"/> is a financial services industry (FSI) business that was allowed an FSI EZ investment credit.	IT-605
Financial services industry EZ investment	<input type="checkbox"/> is an FSI business that placed qualified property in service in an EZ.	IT-605
Financial services industry employment incentive	<input type="checkbox"/> put property in service that qualified for the FSI investment credit.	IT-252-ATT
Financial services industry investment	<input type="checkbox"/> is an FSI business that placed qualified property in service in New York State.	IT-252
Fuel cell electric generating equipment	purchased fuel cell electric generating equipment and installed it in New York State.	IT-259
Green building	had expenses for a building that meets certain environmental and energy standards.	DTF-630

(continued)

Credits for businesses (continued)

Credit	You may qualify for this credit if you or your business:	Form
NEW Handicapped-accessible taxicabs and livery service vehicles	upgraded a vehicle so that it is handicapped accessible	IT-239
Historic barn rehabilitation	paid or incurred expenses to restore a historic barn in New York State.	IT-212-ATT
IMB energy tax	<input type="checkbox"/> is an industrial or manufacturing business (IMB) that paid taxes on energy in NYS.	DTF-623
Investment	<input type="checkbox"/> placed qualified property in service in New York State.	IT-212
Long-term care insurance	paid premiums during the tax year for a long-term care insurance policy.	IT-249
Low-income housing	had construction or rehabilitation expenses for eligible rent-restricted housing.	DTF-624
QETC capital	held investments in a qualified emerging technology company (QETC).	DTF-622
QETC employment	<input type="checkbox"/> is a qualified emerging technology company that paid wages to full-time employees.	DTF-621
QETC facilities, operations, and training	<input type="checkbox"/> is a QETC that is an eligible taxpayer with qualified research and development property, research expenses, or high-technology training expenses.	DTF-619
QEZE real property taxes	<input type="checkbox"/> is a qualified empire zone enterprise (QEZE) that paid eligible real property taxes.	IT-606
QEZE tax reduction	is a QEZE that meets the employment requirements.	IT-604
NEW Security officer training	<input type="checkbox"/> employed qualified security officers and received a certificate from the New York State Office of Homeland Security.	IT-631
Special additional mortgage recording tax	<input type="checkbox"/> paid the special additional mortgage recording tax.	IT-256
Unincorporated business tax (UBT) (Part-year New York City)	is a New York City business that filed Form NYC-202 and paid UBT; or was a partner in a New York City partnership that filed Form NYC-204 and paid UBT.	IT-219
Zone equivalent area (ZEA) wage	<input type="checkbox"/> has an unused credit from a prior year for wages paid to employees within a ZEA.	IT-601.1

Other forms you may have to file

Form

Purpose

Form IT-2, *Summary of Federal Form W-2 Statements*

You must complete Form(s) IT-2 if you received **any** federal Form(s) W-2. You must complete Form(s) IT-2 even if your federal Form(s) W-2 do not show any New York State, New York City, or Yonkers wages or tax withheld. In addition, if you received foreign earned income but did not receive a federal Form W-2, you must complete Form IT-2. Attach Form(s) IT-2 to your New York return. Do not attach any federal Form(s) W-2 to your return; keep them for your records.

Married taxpayers filing jointly can report W-2 records for both spouses on one Form IT-2, but must mark an **X** in the appropriate box of each record to indicate which spouse the information is for.

Form IT-1099-R, *Summary of Federal Form 1099-R Statements*

You must complete Form(s) IT-1099-R if you received **any** federal Form(s) 1099-R that show any New York State, New York City, or Yonkers tax withheld. Attach Form(s) IT-1099-R to your New York return. Do not attach any federal Form(s) 1099-R to your return; keep them for your records. (To avoid confusion, please note that the New York form has an **IT** prefix in the form number.)

Married taxpayers filing jointly can report 1099-R records for both spouses on one Form IT-1099-R, but must mark an **X** in the appropriate box of each record to indicate which spouse the information is for.

Form IT-203-ATT, *Other Tax Credits and Taxes, Attachment to Form IT-203*

You must complete this form if you are subject to any other New York State taxes, or are claiming credits other than those reported on Form IT-203. For more information, see the instructions for Form IT-203-ATT beginning on page 52.

Form IT-203-B, *Nonresident and Part-Year Resident Income Allocation and College Tuition Itemized Deduction Worksheet, Attachment to Form IT-203*

You must complete **Schedule A** if you worked both in and out of New York State for an employer, and your income is not based on the volume of business transacted. You must complete **Schedule B** if you or your spouse maintained living quarters in New York State during any part of 2006. Complete **Schedule C** if you are claiming the college tuition itemized deduction. For more information, see the instructions for Schedule C on page 56.

Form IT-203-C, *Nonresident or Part-Year Resident Spouse's Certification*

To allow a spouse with no New York source income, in the case of married nonresidents and part-year residents who are required to file a joint return, the option to not sign the joint return and to not be held liable for any tax, penalty, or interest due.

Form IT-220, *Minimum Income Tax*

To report New York State tax preference items totaling more than your specific deduction of \$5,000 (\$2,500 if you are married and filing separately). For New York purposes, the federal preference items subject to New York minimum income tax are: (1) depreciation (pre-1987) (ACRS depreciation on recovery property placed in service in New York in 1985 and 1986, ACRS depreciation on all IRC section 280F recovery property placed in service prior to January 1, 1987); (2) intangible drilling costs; and (3) qualified small business stock (excluded under section 1202). Also include the amount of New York addition for restoration of net operating loss deduction. You may have to file Form IT-220 even if you are not required to file federal Form 6251, *Alternative Minimum Tax - Individuals*. For more information, see the instructions for Form IT-220.

Form IT-221, *Disability Income Exclusion*

To compute the amount of your disability income that may be excluded from income on Form IT-203. For more information, see the instructions for Form IT-221.

Form IT-230, *Separate Tax on Lump-Sum Distributions*

To compute tax due if you used federal Form 4972 to compute your federal tax on a lump-sum distribution from a qualified retirement plan. For more information, see the instructions for Form IT-230.

Other forms you may have to file *(continued)*

Form	Purpose
Form IT-360.1, <i>Change of City Resident Status</i>	To compute the tax due if you changed your New York City or Yonkers resident status during the year. You must pay the New York City income tax or Yonkers resident income tax surcharge for the part of the year that you lived in New York City or Yonkers. For more information, see the instructions for Form IT-360.1.
Form IT-398, <i>New York State Depreciation Schedule for IRC Section 168(k) Property</i>	To compute your New York depreciation deduction for IRC section 168(k) property placed in service beginning on or after June 1, 2003 (except for resurgence zone property and New York liberty zone property described in IRC section 1400L(b)(2)). For more information, see the instructions for Form IT-398.
Form IT-399, <i>New York State Depreciation Schedule</i>	To compute your New York depreciation deduction for property placed in service during tax years beginning in 1981, 1982, 1983, and 1984. For property placed in service outside New York State for tax years beginning after December 31, 1984, but before January 1, 1994, see addition A-16 for Form IT-203 on page 28. For more information, see the instructions for Form IT-399.
Form IT-2105, <i>Estimated Income Tax Payment Voucher for Individuals</i>	To pay estimated tax for 2007 if you expect to owe at least \$300 of New York State or New York City or Yonkers income tax after deducting tax withheld and credits you are entitled to claim. For more information, see the instructions for Form IT-2105 and Publication 94, <i>Should You Be Paying Estimated Tax in 2007?</i>
Form Y-203, <i>Yonkers Nonresident Earnings Tax Return</i>	To compute the tax due if you were not a Yonkers resident for 2006 but you earned wages or had self-employment income from within Yonkers, and you have to file a New York State income tax return. For more information, see the instructions for Form Y-203.
Form IT-203-X, <i>Amended Nonresident and Part-Year Resident Income Tax Return</i>	To amend a previously filed New York State income tax return. Generally, an amended return claiming credit for, or a refund of, an overpayment must be filed within three years of the date that the original return was filed, or within two years of the date that the tax was paid, whichever is later. However, if you file an amended federal return, you must also file an amended New York State return within 90 days from the date you amend your federal return. You must also file an amended return to correct any error on your original state return and to report changes made on your federal return by the IRS. You must report such changes to the New York State Tax Department within 90 days from the date the IRS makes its final determination. For more information, see the instructions for Form IT-203-X.

Electronic services

We invite you to visit our Web site at www.nystax.gov to learn about our growing list of electronic services.



- Learn how to e-file your income tax return.
- Determine if you are eligible for **free** e-filing with **FreeFile**.
- Determine which income tax form to file.
- Pay your income taxes by credit card or electronic funds withdrawal.
- Apply for an automatic extension of time to file your return.
- Check the status of your income tax refund.
- Review your estimated tax account balance.
- Visit our Taxpayer Answer Center to find answers to all your tax questions.
- View and pay open assessments.
- Use the penalty and interest calculator.
- Sign up for free e-mail notifications through our subscription service.

www.nystax.gov

Form IT-203 — At a glance (pages 1 and 2)

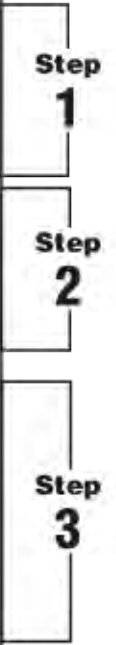
After you have completed your federal tax return ...

Form IT-203
Nonresident and Part-Year Resident
Income Tax Return New York State • New York City • Yorkers
 For the year January 1, 2010, through December 31, 2010, or final year of residency

Step 1 Complete the taxpayer information section (page 14)

Step 2 Select your filing status and complete items B-F (page 15)

Step 3 Enter your federal income and adjustments (page 16)



Complete the taxpayer information section (page 14)

Select your filing status and complete items B-F (page 15)

Enter your federal income and adjustments (page 16)

Calculate your New York additions and subtractions (page 25)



Page 2

Step 4 Calculate your New York additions and subtractions (page 25)

Step 5 Enter your standard or itemized deduction and dependent exemption amounts (page 37)

Enter your standard or itemized deduction and dependent exemption amounts (page 37)



New York State standard deduction table

Filing status	Standard deduction
Single or married filing jointly	9,000
Married filing separately	7,500
Head of household	7,500
Widow or widener	11,500
Qualifying surviving spouse	11,500

New York State itemized deduction worksheet

1. Deduct and limit itemized deductions to the amount of the standard deduction (page 25)

2. Add or subtract the following amounts (page 25):

- Charitable contributions
- State and local taxes
- Interest on qualified mortgages
- Interest on qualified education loans
- Interest on qualified student loans
- Energy-related expenses
- Gift tax
- State and local taxes (page 25)
- Charitable contributions (page 25)
- State and local taxes (page 25)
- Interest on qualified mortgages (page 25)
- Interest on qualified education loans (page 25)
- Interest on qualified student loans (page 25)
- Energy-related expenses (page 25)
- Gift tax (page 25)

3. Subtract the amount of the standard deduction from the total itemized deductions (page 25)

4. Enter the amount of the standard deduction (page 25)

5. Enter the amount of the itemized deductions (page 25)

6. Enter the amount of the standard deduction (page 25)

7. Enter the amount of the itemized deductions (page 25)

8. Enter the amount of the standard deduction (page 25)

9. Enter the amount of the itemized deductions (page 25)

10. Enter the amount of the standard deduction (page 25)

11. Enter the amount of the itemized deductions (page 25)

12. Enter the amount of the standard deduction (page 25)

13. Enter the amount of the itemized deductions (page 25)

14. Enter the amount of the standard deduction (page 25)

15. Enter the amount of the itemized deductions (page 25)

16. Enter the amount of the standard deduction (page 25)

17. Enter the amount of the itemized deductions (page 25)

18. Enter the amount of the standard deduction (page 25)

19. Enter the amount of the itemized deductions (page 25)

20. Enter the amount of the standard deduction (page 25)

21. Enter the amount of the itemized deductions (page 25)

22. Enter the amount of the standard deduction (page 25)

23. Enter the amount of the itemized deductions (page 25)

24. Enter the amount of the standard deduction (page 25)

25. Enter the amount of the itemized deductions (page 25)

26. Enter the amount of the standard deduction (page 25)

27. Enter the amount of the itemized deductions (page 25)

28. Enter the amount of the standard deduction (page 25)

29. Enter the amount of the itemized deductions (page 25)

30. Enter the amount of the standard deduction (page 25)

31. Enter the amount of the itemized deductions (page 25)

32. Enter the amount of the standard deduction (page 25)

33. Enter the amount of the itemized deductions (page 25)

34. Enter the amount of the standard deduction (page 25)

35. Enter the amount of the itemized deductions (page 25)

36. Enter the amount of the standard deduction (page 25)

37. Enter the amount of the itemized deductions (page 25)

38. Enter the amount of the standard deduction (page 25)

39. Enter the amount of the itemized deductions (page 25)

40. Enter the amount of the standard deduction (page 25)

41. Enter the amount of the itemized deductions (page 25)

42. Enter the amount of the standard deduction (page 25)

43. Enter the amount of the itemized deductions (page 25)

44. Enter the amount of the standard deduction (page 25)

45. Enter the amount of the itemized deductions (page 25)

46. Enter the amount of the standard deduction (page 25)

47. Enter the amount of the itemized deductions (page 25)

48. Enter the amount of the standard deduction (page 25)

49. Enter the amount of the itemized deductions (page 25)

50. Enter the amount of the standard deduction (page 25)

51. Enter the amount of the itemized deductions (page 25)

52. Enter the amount of the standard deduction (page 25)

53. Enter the amount of the itemized deductions (page 25)

54. Enter the amount of the standard deduction (page 25)

55. Enter the amount of the itemized deductions (page 25)

56. Enter the amount of the standard deduction (page 25)

57. Enter the amount of the itemized deductions (page 25)

58. Enter the amount of the standard deduction (page 25)

59. Enter the amount of the itemized deductions (page 25)

60. Enter the amount of the standard deduction (page 25)

61. Enter the amount of the itemized deductions (page 25)

62. Enter the amount of the standard deduction (page 25)

63. Enter the amount of the itemized deductions (page 25)

64. Enter the amount of the standard deduction (page 25)

65. Enter the amount of the itemized deductions (page 25)

66. Enter the amount of the standard deduction (page 25)

67. Enter the amount of the itemized deductions (page 25)

68. Enter the amount of the standard deduction (page 25)

69. Enter the amount of the itemized deductions (page 25)

70. Enter the amount of the standard deduction (page 25)

71. Enter the amount of the itemized deductions (page 25)

72. Enter the amount of the standard deduction (page 25)

73. Enter the amount of the itemized deductions (page 25)

74. Enter the amount of the standard deduction (page 25)

75. Enter the amount of the itemized deductions (page 25)

76. Enter the amount of the standard deduction (page 25)

77. Enter the amount of the itemized deductions (page 25)

78. Enter the amount of the standard deduction (page 25)

79. Enter the amount of the itemized deductions (page 25)

80. Enter the amount of the standard deduction (page 25)

81. Enter the amount of the itemized deductions (page 25)

82. Enter the amount of the standard deduction (page 25)

83. Enter the amount of the itemized deductions (page 25)

84. Enter the amount of the standard deduction (page 25)

85. Enter the amount of the itemized deductions (page 25)

86. Enter the amount of the standard deduction (page 25)

87. Enter the amount of the itemized deductions (page 25)

88. Enter the amount of the standard deduction (page 25)

89. Enter the amount of the itemized deductions (page 25)

90. Enter the amount of the standard deduction (page 25)

91. Enter the amount of the itemized deductions (page 25)

92. Enter the amount of the standard deduction (page 25)

93. Enter the amount of the itemized deductions (page 25)

94. Enter the amount of the standard deduction (page 25)

95. Enter the amount of the itemized deductions (page 25)

96. Enter the amount of the standard deduction (page 25)

97. Enter the amount of the itemized deductions (page 25)

98. Enter the amount of the standard deduction (page 25)

99. Enter the amount of the itemized deductions (page 25)

100. Enter the amount of the standard deduction (page 25)

Step 1 — Complete the taxpayer information section

Part A Name and address

If you received a tax packet by mail, your peel-off name-and-address label is under the flap on the inside front cover. **After** you complete your return, place the label in the box at the top of your return.

Check the label for accuracy. If the label is correct, go to Part B.

If any information is wrong, cross it out and make the corrections directly on the label. Space is limited so if your name contains more than 36 characters, and it is correct except for missing final characters, do not make a correction.

If you do not have a label, write the following in the spaces provided:

- Name: First name, middle initial, and last name for you, and, if you are filing a joint return, your spouse.
- Mailing address: PO box or street address, city, state, and ZIP code where you wish to receive your mail (refund and correspondence).

If you are required to file Form IT-203-C (see page 9), only enter the name of the spouse with New York source income.

Foreign addresses

Enter the information in the following order: city, province or state, and then country (all in the *City, village, or post office* box). Follow the country's practice for entering the postal code. **Do not abbreviate the country name.**

Part B Permanent home address

If your mailing address is different from your permanent home address (for instance, you use a PO box), enter your permanent home address.

Part-year residents

Your permanent home address is the address of the dwelling place in New York State that you occupied last in the tax year, whether you or your spouse own or rent it.

- If you moved **into** the state, enter your permanent home address as of December 31, 2006. If you moved **out of** the state prior to December 31, 2006, enter as your permanent home address the address of the New York State residence you occupied last in 2006.
- If you use a paid preparer and you use the preparer's address as your mailing address, enter the address of your permanent home in the space provided.

- If you are a permanent resident of a nursing home, enter the nursing home address.
- If you are in the armed forces and your permanent home was in New York State when you entered the military, enter your New York permanent home address regardless of where you are stationed.
- If you are married and maintain separate New York State residences and are filing separate New York State returns, enter as your permanent home address the address of your own residence.

Nonresidents

Enter the address of your residence outside New York State that you consider to be your domicile and your permanent place of abode if it is different from your mailing address. For definitions of *domicile* and *permanent place of abode*, see page 58.

If you moved into New York State after December 31, 2006, enter the address of the residence that you maintained during 2006 outside New York State that you considered to be your domicile and your permanent place of abode.

Part C Social security numbers

You must enter your social security number(s) whether or not you are using the peel-off label. Be sure your social security numbers are in the same order as your names.

If you are required to file Form IT-203-C, include both your and your spouse's social security number.

Part D New York State county of residence

If this information appears correctly on your label, go to Part E.

Part-year residents

If you do not have a label, or the information is incorrect, enter the county of the last residence where you lived in New York State. If you lived in New York City, use one of the following county names:

If you live in	use county
Bronx	Bronx
Brooklyn	Kings
Manhattan	New York
Queens	Queens
Staten Island	Richmond

Nonresidents

Enter the abbreviation **NR** in the county space.

Part E School district name and code

If you do not have a label or your school district code number is missing or incorrect:

Part-year residents

- Enter the correct code number and the name of your school district. This is the district where you were a resident on December 31, 2006, or the district where you were a resident of New York before you moved out of the state. School districts and code numbers are on pages 79 through 82. If you do not know the name of your school district, contact your nearest public school.
- You must enter your school district name and code number even if you were absent from the school district

temporarily, if the school your children attended was not in your school district, or if you had no children attending school. **Incorrect district names and code numbers may affect school aid.**

Nonresidents

Enter the abbreviation **NR** in the school district name box. Leave the code box blank.

Part F Decedent information

If the taxpayer whose name is listed **first** on the return died after December 31, 2005, enter the date of death in the boxes labeled *Taxpayer's date of death*, in month, day, and last two digits of year order. If the taxpayer whose name is listed **second** died after December 31, 2005, enter the date of death in the boxes labeled *Spouse's date of death*. See *Deceased taxpayers* on page 59.

Step 2 — Select your filing status and complete items B through F

Item (A)

In nearly all cases you must use the same filing status that you used on your federal return. If you did not have to file a federal return, use the filing status you would have used if you had filed.

The only exceptions to this rule apply to married individuals who file a joint federal return. If you filed a joint federal return, see below. All others, go to Item B.

If you filed a joint federal return and:

- 1) both spouses are nonresidents and both have New York source income, **or**
- 2) one spouse is a part-year resident and the other is a nonresident with New York source income, **or**
- 3) both spouses are part-year residents,

you must file a joint New York State return using filing status ②. Both spouses must sign the return and will generally be jointly and individually liable for the entire tax, penalty, or interest due. This means that if one spouse does not pay the tax due, the other may have to.

If you meet one of the preceding three conditions but are unable to file a joint New York return because:

- 1) the address or whereabouts of your spouse is unknown, you can demonstrate that reasonable efforts have been made to locate your spouse, and good cause exists for the failure to file a joint New York return, **or**
- 2) your spouse refuses to sign a joint New York return, reasonable efforts have been made to have your spouse sign a joint return, there exists objective evidence of alienation from your spouse such as judicial order of protection, legal separation under a decree of divorce or separate maintenance, or living apart for the twelve months immediately preceding application to file a separate return or commencement of an action for divorce or commencement of certain family court proceedings, and good cause exists for the failure to file a joint New York return,

you may file a separate New York return using filing status ③.

If you filed a joint federal return and:

- 1) both spouses are nonresidents but only one has New York source income, **or**
- 2) one spouse is a part-year resident and the other is a nonresident with no New York source income,

you must file a joint New York State return using filing status ② and include in the *Federal amount* column the joint income as reported on your federal income tax return. However, only the spouse with New York source income (or the part-year resident spouse) should sign Form IT-203. **That spouse must also complete Form IT-203-C, Nonresident or Part-Year Resident Spouse's Certification** (see *Other forms you may have to file* on page 9), and attach it to the front of Form IT-203. In this case, any refund or notice of tax, penalty, or interest due will be issued only in the name of the spouse required to sign Form IT-203.

Item (B)

If you itemized your deductions on your 2006 federal income tax return, mark an **X** in the **Yes** box. If you claimed the standard deduction on your federal return, mark an **X** in the **No** box.

Item (C)

If you can be claimed as a dependent on another taxpayer's federal return, you must mark an **X** in the **Yes** box. You must mark the **Yes** box even if the other taxpayer did not claim you as a dependent. For example, if another taxpayer was entitled to claim you as a dependent on his or her federal return, but chose not to so that you can claim the federal education credit, you must mark the **Yes** box.

Item (D)

Please help us reduce waste and taxpayer-financed paper, printing, and mailing costs. Mark an **X** in the box if you do not need a New York State income tax packet next year.

Most taxpayers do not need a full tax packet with forms and instructions because they can download them from our Web site at www.nystax.gov, use our fax-on-demand system, or get them at some post offices, libraries, or community centers (see *Need help?* on the back cover). Other taxpayers e-file, use tax preparation software, or go to an accountant or tax preparer to have their returns completed. **Please note that if you e-file, use software, or use a preparer, we will not send you a tax packet next year.**

If we sent you a tax packet this year and you are using an original paper return (Form IT-203) from your packet, we will automatically send you a tax packet next year unless you mark an **X** in the box (next year's forms will be available in January 2008). Consider your situation for next year and whether you will actually need these paper tax forms again. If not, mark an **X** in the box.

(continued)

Item (E)

New York City part-year residents only:

Enter in the applicable box the number of months you and your spouse (if filing a joint return) lived in New York City during 2006.

We need this information to verify your New York City school tax credit.

All other taxpayers should leave the boxes at Item (E) blank.

Item (F)

If you qualify for one or more of the four special conditions below, enter the specified 2-digit code(s).

Code 01 Combat zone

Enter this code if you qualify for an extension of time to file and pay your tax due under the combat zone or contingency operation relief provisions. See Publication 361, *New York State Income Tax Information for Military Personnel and Veterans*.

Code 02 Combat zone, killed in action (KIA)

Enter this code if you are filing a return on behalf of a member of the armed forces who died while serving in a combat zone. See Publication 361 for information on filing a claim for tax forgiveness.

Code 03 Out of the country

Enter this code if you qualify for an automatic two-month extension of time to file your federal return because you are out of the country. For additional information, see *When to file/Important dates* on the back cover.

Code 04 Nonresident aliens

Enter this code if you are a U.S. nonresident alien for federal income tax purposes and you qualify to file your federal income tax return on or before June 15, 2007. The filing deadline for your New York return is similarly extended until June 15, 2007.

Step 3 — Enter your federal income and adjustments

Federal income and adjustments		Federal amount		New York State amount	
		Dollars	Cents	Dollars	Cents
1	Wages, salaries, tips, etc.....	1.		1.	
2	Taxable interest income.....	2.		2.	
3	Ordinary dividends.....	3.		3.	
4	Taxable offsets of state and local taxes, etc. (attach a copy of Form 1040)	4.		4.	
11	Farm income or loss (attach a copy of federal Form 1040)	11.		11.	
12	Unemployment compensation.....	12.		12.	
13	Taxable amount of social security benefits (also enter on line 26)	13.		13.	
14	Other income (see page 22) Identify: Jury duty \$435, Award \$300	14.	735	14.	
15		15.	00	15.	300
16	Add lines 1 through 15.....	16.		16.	00
17	Total federal adjustments to income (see page 22) Identify: IRA deduction \$2,000	17.	2000	17.	
18	Federal adjusted gross income (subtract line 17 from line 16)	18.		18.	



Caution: Be sure to identify each federal adjustment and its amount.



Caution: **Nonresidents:** Enter in the *New York State amount* column any income or adjustment from NYS sources.

Part-year residents: Enter in the *New York State amount* column any income or adjustment during your resident period and any income or adjustment from NYS sources during your nonresident period.

Overview

The purpose of lines 1 through 18 is to determine the portion of your federal adjusted gross income (AGI) that is subject to New York State tax, before certain adjustments. This portion includes any items of income you received as a nonresident from New York State sources plus, if you were a resident of New York State for part of the year, any items you received from any source while you were a resident.

Federal amount column

Enter the amount reported on your federal return for each item of income or adjustment. In general, you must report income as it appears on your federal return. (If you did not file a federal return, report the amounts you would have reported as if you had filed a federal return.)

However, if you are subject to the special accrual rules, either as a full-year nonresident or a part-year resident, also include all items you would have to include as if you filed a federal return on the accrual basis. See *Special accruals* beginning on page 58.

If you file a joint federal return but must file a separate return for New York State, calculate the *Federal amount* column as if you had filed a separate federal return.

New York State amount column

Nonresidents

Enter all the income included in the *Federal amount* column that you received from New York State sources.

Part-year residents

Enter the total of (a) your New York State source income for the part of the year you were a nonresident, and (b) the income included in the *Federal amount* column that you received from all sources earned while you were a New York State resident.

Complete the income allocation worksheet on page 17 to determine your New York State source income.

Part-year resident income allocation worksheet

Adjusted gross income Married persons filing separate New York State returns should complete separate worksheets.	Federal income (all sources)	New York State nonresident period			New York State resident period	Totals
	Column A Income from federal return	Column B Income from Column A for nonresident period	Column C Income from Column B from NYS sources	Column D Income from Column A for resident period	Column E (C + D)	
1 Wages, salaries, tips, etc.	1.					
2 Taxable interest income	2.					
3 Ordinary dividends	3.					
4 Taxable refunds, credits or offsets of state and local income taxes	4.					
5 Alimony received	5.					
6 Business income or loss (from federal Schedule C or C-EZ)	6.					
7 Capital gain or loss.....	7.					
8 Other gains or losses (from federal Form 4797)	8.					
9 Taxable amount of IRA distributions.....	9.					
10 Taxable amount of pensions and annuities	10.					
11 Rental real estate, royalties, partnerships, S corporations, trusts, etc. (from federal Schedule E)	11.					
12 Farm income or loss (from federal Schedule F)	12.					
13 Unemployment compensation.....	13.					
14 Taxable amount of social security benefits	14.					
15 Other income.....	15.					
16 Add lines 1 through 15	16.					
17 Total federal adjustments to income.....	17.					
18 Subtract line 17 from line 16 (see instructions below). This is your federal adjusted gross income.....	18.					

The combined total of Columns B and D should equal the total of Column A unless you have capital gains or losses. Add the amounts in Column C and D for each line of the worksheet above and transfer the total to the corresponding line of Form IT-203 in the *New York State amount* column.

Instructions for Part-year resident income allocation worksheet

If you moved into or out of New York State during 2006, use the *Part-year resident income allocation worksheet* above along with the specific line instructions for Form IT-203 beginning on page 18 to determine your New York State source income for the entire tax year.

You may round all money amounts to the nearest dollar. For example, round \$10.49 to \$10 or \$10.50 to \$11. If you round to the nearest dollar, round for all amounts.

Resident period is the period you were a New York State resident; *nonresident period* is the period you were a New York State nonresident.

Column A

Enter the amounts you reported on your federal return. Include items you would have to include if you were filing a federal return on the accrual basis.

Column B

Enter that portion of the Column A amount that you received during your nonresident period. If you moved into New York State, include items you would have to report if you were filing a federal return on the accrual basis for the period before you changed your resident status.

Column C

Enter that portion of the Column B amount that you received during your nonresident period from:

- services you performed in New York State (for example, wages or salaries);
- property located in New York State; **and**
- businesses, trades, professions, or occupations conducted in New York State.

If you earned salary or wages both inside and outside of New York State, you must complete Schedule A on Form IT-203-B to determine the amount that is allocable to New York State. Enter that amount in Column C. See the instructions for Form IT-203-B for more information.

Column D

Enter that portion of the Column A amount that you received during your resident period. If you moved out of New York State, include items you would have to report if you were filing a federal return on the accrual basis for the period before you changed your resident status.

Transfer the amounts in Column A to the corresponding lines on Form IT-203 in the **Federal amount** column.

(continued)

Transfer the amounts in Column E to the corresponding lines on Form IT-203 in the **New York State amount** column.

Example 1: You moved from Indiana to New York State on August 15, 2006. On your federal return, you report \$35,000 in total wages. Of this amount, you earned \$12,000 while you were a New York State resident. On line 1, you would enter \$35,000 in Column A, \$23,000 in Column B, \$0 in Column C (you earned no income in New York State prior to the move), \$12,000 in Column D, and \$12,000 in Column E.

Example 2: You moved from New York State to Georgia on June 10, 2006. On June 1, 2006, your employer awarded you a guaranteed bonus of \$2,000 that it paid to you on July 1, 2006. You must enter the \$2,000 bonus in Column D, line 1, since this is income accruable to your resident period.

Example 3: You moved from New Jersey to New York State on May 10, 2006. You own stock in the XYZ Corporation which, on May 1, 2006, declared a \$1,000 dividend payable on June 1, 2006. You also received \$500 a month from rental property located in New York which you sold on April 30, 2006. You must report the \$1,000 dividend income in Column B on line 3, since this is income accruable to the nonresident period. You would report the rental income in Column B and in Column C on line 11, since you derived this income from New York State sources during your nonresident period.

Line instructions for Form IT-203

Line 1 — Wages, salaries, tips, etc.

Federal amount column

Enter the total of all wages, salaries, fees, commissions, bonuses, tips, fringe benefits, etc., you reported on your 2006 federal return. Generally, the amount you enter should be shown in box 1 of your federal Form(s) W-2, *Wage and Tax Statement*. However, you must include all of these items even if your employer did not report them on a wage and tax statement or other income statement.

New York State amount column

Enter that part of the federal amount that represents services performed in New York State as a nonresident.

Part-year residents

Also add that part of the federal amount that you earned while a resident.

Allocation of nonresident income earned partially in New York State

If you earned your salary or wages both inside and outside of New York State, you must determine the amount that is allocable to New York State. This is not necessarily the amount shown in the *State wages, tips, etc.* box on your Form(s) W-2. To correctly determine your income earned in New York State, use one of the following methods:

- To allocate income that does not depend directly on the volume of business transacted (for example, wages), complete Schedule A, *Allocation of wage and salary income to New York State*, on Form IT-203-B to determine the amount earned in New York State. See page 55. Also see the caution below.
- To allocate income that depends entirely on the volume of business transacted, as in the case of a salesperson working on commission, divide your volume of business transacted in the state by your total volume of business transacted both in and out of New York State. (The location where the services or sales activities were actually performed determines where business is transacted.) Multiply your total income subject to allocation by this percentage. This is the amount allocated to New York State. Attach a schedule to your return showing how you computed this allocation.

If you allocate your personal service income differently than above, attach a separate schedule showing complete details.



Caution: Failure to complete Schedule A of Form IT-203-B and attach it to your return will delay the processing of your return and could result in penalties and interest being charged.

Line 2 — Taxable interest income

Federal amount column

Enter the amount you reported on your federal return.

New York State amount column

Enter that part of the federal amount that you received as a nonresident from a business, trade, profession, or occupation carried on in New York State. If the business is carried on both in and out of New York State, see the instructions for line 6.

Part-year residents

Also add that part of the federal amount that you earned while you were a resident.

Line 3 — Ordinary dividends

Federal amount column

Enter the amount you reported on line 9a of your federal return.

New York State amount column

Enter that part of the federal amount that you received as a nonresident from a business, trade, profession, or occupation carried on in New York State. If the business is carried on both in and out of New York State, see the instructions for line 6.

Part-year residents

Also add that part of the federal amount that you earned while you were a resident.

Line 4 — Taxable refunds, credits, or offsets of state and local income taxes

Federal amount column

Enter the amount you included as income on your federal return. Also enter this amount on line 24, *Federal amount* column.

New York State amount column

Enter that part of the federal amount that was derived from or connected with New York State sources as a nonresident. Enter this amount on line 24, *New York State amount* column.

Part-year residents

Also add that part of the federal amount that you received while you were a resident. Include this amount on line 24, *New York State amount* column.

Line 5 — Alimony received

Federal amount column

Enter the amount you reported on your federal return.

New York State amount column

Do not enter alimony you received as a nonresident.

Part-year residents

Enter that part of the federal amount that you received while you were a resident.

Line 6 — Business income or loss

Federal amount column

Enter the amount you reported on your federal return and attach a copy of your federal Schedule C or Schedule C-EZ.

New York State amount column

Enter that part of the federal amount that you received as a nonresident from a business, trade, or profession you carried on in New York State.

Part-year residents

Also add that part of the federal amount that you received while you were a resident.

Business carried on in New York State

Your business, trade, profession, or occupation (not including personal service as an employee) is carried on in New York State if you have, maintain, operate or occupy desk space, an office, a shop, a store, a warehouse, a factory, an agency or other place in New York State where you regularly carry on your affairs, or transact your business, with a fair measure of permanency and continuity. This definition is not exclusive.

Business carried on both in and out of New York State

If you carry on your business, trade, or profession both in and out of New York State, and you maintain accounts clearly reflecting income from the New York operations, enter the net profit or loss from business carried on in New York State.

If the business's books do not clearly reflect income from New York operations, you must allocate the income according to a prescribed formula or an approved alternative method. Complete Form IT-203-A, *Nonresident Business Allocation Schedule*, and attach it to Form IT-203. If you submit an alternative method for allocation, submit all information about your own method of allocation, along with Form IT-203-A (see the instructions for Form IT-203-A).

Passive activity loss

Complete and attach Form IT-182, *Passive Activity Loss Limitations for Nonresidents and Part-Year Residents*, to report any passive activity losses from New York sources.

New York City businesses

If you are self employed and carry on a business, trade, or profession in New York City, you may have to file New York City's Form NYC-202, *Unincorporated Business Tax Return for Individuals, Estates and Trusts*. See *How to get New York City forms* on page 61. New York State does not administer the

New York City unincorporated business tax. You must file your Form NYC-202 at the address specified on that form; **do not** attach it to your state return.

Line 7 — Capital gain or loss

Federal amount column

Enter the amount you reported on your federal return. Attach a copy of federal Schedule D, if required for federal purposes, and any related schedules. If the copy of federal Schedule D contains gains or losses from the sale of real property, please note on the schedule the state(s) where the property is located.

New York State amount column

Enter your New York capital gain or loss as a nonresident. To compute this amount, use a copy of federal Schedule D (Form 1040) as a worksheet, and the federal provisions for computing capital gains and losses only for transactions that were from New York sources. If you have a net capital loss for New York State purposes the loss is limited to \$3,000 (\$1,500 if you are married and filing separately) on your New York State return. You must treat any balance of a loss in excess of the amount claimed on your 2006 return as a carryover loss on returns for later years.

Capital gains and losses from New York State sources (*New York State amount* column) include:

- capital gains or losses derived from real or tangible personal property located within New York State, whether or not connected with a trade or business;
- any gain from the sale, transfer, or other disposition of shares of stock in a cooperative housing corporation in connection with the grant or transfer of a proprietary leasehold with respect to real property located in New York State, whether or not connected with a trade or business;
- capital gains or losses from stocks, bonds and other intangible personal property used in or connected with a business, trade, profession, or occupation carried on in New York State; **and**
- any capital gain or loss derived from New York sources you received as a member of a partnership, a beneficiary of an estate or trust, or a shareholder of a New York S corporation (the partnership, S corporation, or estate or trust should provide this information to you).

If any capital gains or losses are from business property (other than real property) of a business carried on both in and out of New York State, apply the business allocation percentage (from Form IT-203-A) or an approved alternative method to determine the New York capital gain or loss. Gains and losses from the sale or disposition of real property are not subject to allocation. In all cases, use the federal tax basis of property in computing capital gains or losses.

Part-year residents

Also add that part of the federal amount that you realized while you were a resident.

Line 8 — Other gains or losses

Federal amount column

Enter the amount you reported on your federal return and attach a copy of federal Form 4797.

New York State amount column

Enter your New York gain or loss from the sale or exchange of noncapital assets as a nonresident. To compute this amount, use the federal provisions for computing gains or losses from the sale

or exchange of noncapital assets only for transactions that were from New York sources.

Noncapital transactions from New York sources (*New York State amount* column) are:

- noncapital transactions included in your federal return relating to property used in connection with a business, trade, profession, or occupation carried on in New York State, **and**
- your share of any noncapital gain or loss you received as a member of a partnership, a beneficiary of an estate or trust, or a shareholder of a New York S corporation (the partnership, S corporation, or estate or trust should provide this information to you).

If the business's books do not clearly reflect the New York gain or loss, you must allocate the gain or loss according to a prescribed formula or an approved alternative method. Complete Form IT-203-A, *Nonresident Business Allocation Schedule*, and attach it to Form IT-203. If you submit an alternative method for allocation, submit all information about your own method of allocation, along with Form IT-203-A (see the instructions for Form IT-203-A).

Part-year residents

Also add that part of the federal amount that you realized while you were a resident.

Line 9 — Taxable amount of IRA distributions

Federal amount column

Enter the amount you reported on your federal return.

New York State amount column

Do not enter any part of the federal amount you received as a nonresident.

Part-year residents

Enter that part of the federal amount that you received while you were a resident.

See the instructions for line 28 on page 30 to see if you qualify for the pension and annuity income exclusion.

Line 10 — Taxable amount of pensions and annuities

Federal amount column

Enter the taxable amount you reported on your federal return.

New York State amount column

Certain pension income received while a nonresident is not taxable to New York State and should not be included in the *New York State amount* column.

- U.S. Code, Title 4, section 114, prohibits states from taxing nonresidents on income they receive from (a) pension plans recognized as qualified under the IRC and (b) certain deferred compensation plans that are nonqualified retirement plans but which meet additional requirements.
- A pension or other retirement benefit that is not exempt under Title 4 of the U.S. Code, is exempt if it meets the New York definition of an annuity.

See Publication 36, *General Information for Senior Citizens and Retired Persons*, and Publication 88, *General Tax Information for New York State Nonresidents and Part-Year Residents*.

If your pension and annuity income is not exempt from New York tax and is based on services performed inside and outside

Need help? Go to www.nystax.gov or see the back cover.

New York State, enter the amount you received as a nonresident to the extent that the services were performed in New York State.

Part-year residents

Enter that part of the *Federal amount* column that represents the taxable amount you received while you were a New York State resident.

Government pensions

If the amount on line 10, either column, represents a pension or other benefit paid by the New York State or a municipal retirement system (including distributions from the TIAA-CREF Optional Retirement Program) or the United States, its territories or possessions, political subdivisions of these territories or possessions, the District of Columbia or any agency or instrumentality of any of the above (including the military), also include this amount on line 25. See the instructions for line 25 on page 30.

Pension and annuity income exclusion

If you entered an amount on line 10, either column, see the instructions for line 28 on page 30 to see if you qualify for the pension and annuity income exclusion.

Line 11 — Rental real estate, royalties, partnerships, S corporations, trusts, etc.

Federal amount column

Enter the amount you reported on your federal return and attach a copy of federal Schedule E.

New York State amount column

Enter that part of the federal amount you received as a nonresident that was derived from or connected with New York State sources. See the instructions below relating to specific types of income.

- **Rent and royalty income from personal property** — Include rents and royalties from (1) tangible personal property not used in a business, if the property is located in New York State; and (2) tangible and intangible personal property used in or connected with a business, trade, profession or occupation you carried on in New York State. If you carry on a business both in and out of New York State, determine your income from New York State sources by applying the business allocation percentage (from Form IT-203-A) or an alternate allocation method. Include also your share of any rental or royalty income you received as a member of a partnership or as a beneficiary of an estate or trust (this information should be provided to you by your partnership or the estate or trust).
- **Rent from real property** — Include rents and royalties from real property located in New York State, whether or not used in connection with a business. Include also your share of any rental or royalty income you received as a member of a partnership or as a beneficiary of an estate or trust (this information should be provided to you by your partnership or the estate or trust).
- **Partnership income** — Include your distributive share of partnership income (this information should be provided to you by your partnership). Include only those items of partnership income that you are not required to include elsewhere in the *New York State amount* column. For example, your share of a partnership's New York capital gain is included on line 7. (See *Special rule* for part-year residents on page 21.)
- **S corporation income** — Include your pro rata share of New York S corporation income, gain, loss and deduction (this information should be provided to you by the S corporation).

Include only those items of S corporation income that you are not required to include elsewhere in the *New York State amount* column. For example, your share of S corporation capital gains is included on line 7. If the corporation carried on business both in and out of New York State, use the corporation's business allocation percentage and investment allocation percentage determined under Article 9-A, or the entire net income allocation percentage determined under Article 32, to compute the amount of your income or loss derived from or connected with New York State sources. (See *Special rule* for part-year residents below.)

- **Estate and trust income** — Include your share of estate or trust income from New York State sources (this information should be provided to you by the fiduciary). Include only those items of estate or trust income that you are not required to include elsewhere in the *New York State amount* column. For example, your share of the estate's or trust's capital gains is included on line 7. (See *Special rule* for part-year residents below.)
- **Passive activity loss** — Complete and attach Form IT-182, *Passive Activity Loss Limitations for Nonresidents and Part-Year Residents*, to report your passive activity losses from New York sources. Your passive activity loss as a nonresident must be recomputed to determine the amounts that would be allowed if your federal AGI took into account only items of income, gain, loss, or deduction derived from or connected with New York sources.

Part-year residents

Also add that part of the federal amount that you received while you were a resident. Any passive activity loss must be recomputed as if you filed separate federal returns for your resident and nonresident periods.

Special rule — Part-year residents must determine, and include in the *New York State amount* column, the portion of their share of income from a partnership, S corporation, or estate or trust using either of two methods of allocation: the proration method or the direct accounting method.

Note: If you are a partner, shareholder, or beneficiary of more than one entity, apply either method (proration method or direct accounting method) separately to each entity. You are not required to use the same method for all entities.

Proration method — Allocate the items of income based on the number of days you were a resident and the number of days you were a nonresident during the partnership's, S corporation's, or estate's or trust's tax year which ends during your tax year. The portion attributable to your nonresident period is limited to the percentage of income derived from or connected with New York State sources. (Obtain this percentage from your partnership, S corporation, or estate or trust.) The following formula illustrates the computation:

$\frac{\text{Share of income for federal tax purposes.}}{\text{Number of days you were a resident during entity's tax year ending during your tax year}} \times \text{Number of days in entity's tax year}$	+	$\frac{\text{Share of income for federal tax purposes.}}{\text{Number of days you were a nonresident during entity's tax year ending during your tax year}} \times \text{Number of days in entity's tax year}$	×	Entity's New York allocation percentage (or, if estate or trust, portion derived from New York sources)	=	New York State amount
Step 1						Step 3

Example 1: Sam Smith was a partner in partnership Q during 2006. Partnership Q's tax year ends on December 31, 2006. Partnership Q carried on business both within and outside New York State and has determined that the partnership's New York allocation percentage is 65%. For tax year 2006, the distributive share of income from partnership Q included in Sam's Federal amount column on Form IT-203 was \$40,000. Sam changed residence from New York State to New Jersey on September 30, 2006. Using Steps 1 through 3, the amount of partnership income that Sam Smith must include in New York source income (the New York State amount column) on his 2006 Form IT-203, is computed as follows:

Step 1 (resident period)

$\$40,000 \times 273$ (number of days from 1/1/2006 through 9/30/2006) $\div 365 = \$29,917.81$

Step 2 (nonresident period)

$\$40,000 \times 92$ (number of days from 10/1/2006 through 12/31/2006) $\div 365 = \$10,082.19 \times .65 = \$6,553$

Step 3

Total amount to include in *New York State amount* column = \$36,471.23

Example 2: Tim Jones was a partner in partnership R during 2006. Partnership R's tax year began on November 1, 2005, and ended on October 31, 2006. Partnership R carried on business both within and outside New York State and has determined

the partnership's New York allocation percentage is 60%. For tax year 2006, the distributive share of income from partnership R included in Tim's Federal amount column on Form IT-203 was \$65,000. Tim changed residence from New York State to Vermont on May 31, 2006. Using steps 1 through 3, the amount of partnership income that Tim Jones must include in New York source income (the New York State amount column) on his 2006 Form IT-203, is computed as follows:

Step 1 (resident period)

$\$65,000 \times 212$ (number of days from 11/1/2005 through 5/31/2006) $\div 365 = \$37,753.42$

Step 2 (nonresident period)

$\$65,000 \times 153$ (number of days from 6/1/2006 through 10/31/2006) $\div 365 = \$27,246.58 \times .60 = \$16,347.95$

Step 3

Total amount to include in *New York State amount* column = \$54,101.37

Direct accounting method — The direct accounting method requires you to determine the actual amount of your share of income attributable to the period you were a resident and nonresident during the partnership's, S corporation's, or estate's or trust's tax year ending within your tax year. If you elect to use the direct accounting method, you must use the partnership's, S corporation's, or estate's or trust's method of accounting for federal income tax purposes to determine the amount attributable

to each period. In addition, you must use the method for all items of income, gain, loss and deduction that are included in your distributive share of partnership income, your pro rata share of S corporation income, or your share of estate or trust income.

Line 12 — Farm income or loss

Federal amount column

Enter the amount you reported on your federal return. Attach a copy of your federal Schedule F.

New York State amount column

Enter that part of the federal amount that represents income or loss from farming carried on in New York State as a nonresident.

Reporting farm income is similar to reporting business income. See the instructions for reporting business income (line 6) on page 19, including the instructions for reporting when business is carried on both in and out of New York State.

Part-year residents

Also add that part of the federal amount that you realized while you were a resident.

Line 13 — Unemployment compensation

Federal amount column

Enter the amount reported on your federal return.

New York State amount column

Enter that part of the federal amount that represents taxable unemployment compensation received as a nonresident resulting from employment in New York State. If the unemployment compensation received from New York State sources is based on wage or salary income earned partly in and partly out of New York State, determine the amount allocable to New York State in the same manner as the wage and salary income on which it is based.

Part-year residents

Also add that part of the federal amount that you received while you were a resident.

Line 14 — Taxable amount of social security benefits

Federal amount column

Enter the amount of taxable social security (and Tier 1 railroad retirement benefits) you reported on your federal return. Also enter this amount on line 26.

New York State amount column

Do not enter any amount you received as a nonresident.

Part-year residents

Enter that part of the federal amount that represents any taxable amount of social security (and Tier 1 railroad retirement benefits) you received while you were a New York State resident. Also enter this amount on line 26.

Line 15 — Other income

Federal amount column

Enter the total other income you reported on your federal return. Write each type of income and its amount in the white area on line 15. If you need more room, attach a list to your New York return showing each type of income and its amount.

Need help? Go to www.nystax.gov or see the back cover.

New York State amount column

Enter that part of the federal amount you received as a nonresident that was derived from or connected with New York State sources.

Part-year residents

Also add that part of the federal amount that you received while you were a New York State resident.

Special rules

1) New York State Lottery winnings

• Nonresidents

Include prizes (not proceeds) won in the New York State Lottery if the total proceeds of the prize exceed \$5,000.

Proceeds means the total amount of the prize (not the installment amount, if the prize is payable in installments), less the cost to purchase just the winning ticket. If a group wins a prize, use the total prize (not each group member's share) to determine if the proceeds exceed \$5,000.

• Part-year residents

Also add that part of the federal amount that you received while you were a resident.

In the case of a lottery prize you elected to receive on the installment basis, see *Special accruals* beginning on page 58.

For additional information, see Publication 140-W, *FAQs: New York State Lottery Winners, What are my Tax Responsibilities for New York State?*

2) Net operating loss

If you are carrying forward a net operating loss (NOL) derived from New York sources (without a corresponding federal NOL) to 2006, enter the amount of the loss in the *New York State amount* column with a minus sign (-). Attach a statement explaining the loss.

• Part-year residents

Also add that part of the federal amount, if any, that you incurred while you were a resident.

Line 17 — Total federal adjustments to income

Federal amount column

Enter the total adjustments to income you reported on federal Form 1040, line 36. (If you filed federal Form 1040A, enter the amount you reported on line 20.) Write each adjustment and its amount in the white area on line 17. If you need more room, attach a list showing each adjustment and its amount.

If you did not have to file a federal return, claim the same adjustments to income that you would have claimed for federal income tax purposes.

New York State amount column

Enter that part of the federal amount that represents adjustments related to income you received as a nonresident that was derived from or connected with New York State sources.

Part-year residents

Also add that part of the federal adjustment deductible while you were a New York State resident.

Special rules

1) Alimony paid

You must use the following formula to compute the amount of the federal deduction allowed in the New York State amount column for alimony paid:

$$\frac{\text{NYS amount column, line 16}}{\text{Federal amount column, line 16}} \times \text{Federal alimony deduction} = \text{New York alimony deduction}^*$$

The New York alimony deduction included on line 17 cannot exceed the alimony deduction you claimed on your federal Form 1040, line 31a.

* If this amount is a negative number, your New York alimony deduction is zero.

2) Moving expenses

Federal amount column

Enter the amount you reported on your federal return.

New York State amount column

Include moving expenses that you incurred as a nonresident only if you moved to a new home because (1) you changed job locations in New York State, or (2) you started a new job in New York State. Do not include moving expenses you incurred if your new job or new work location is outside New York State.

• **Part-year residents**

Also add that part of the federal amount that you paid or incurred during your resident period.

Other adjustments to income

Allocate to New York State any other adjustment to income that relates to wage or salary income earned partly in New York State, or to income from a business carried on both in and out of New York State, on the same basis as the income to which it relates. Some of these adjustments include IRA deduction, one-half of self-employment tax, and self-employed SEP, SIMPLE, and qualified plans.

Example: *You are allowed an adjustment of \$800 on your federal return for payments by a self-employed person to a retirement plan, and these payments were made in connection with a business you operated both in and out of New York State.*

If, in determining your business income from New York State sources, you compute your business allocation percentage on Form IT-203-A to be 75% (see the instructions for line 6 on page 19), then 75% of this adjustment, or \$600, should be included in the New York State amount column on line 17.

Line 18 — Federal adjusted gross income

Subtract line 17 from line 16 in each column and enter the results on line 18. Generally, the *Federal amount* column will be the same as the adjusted gross income reported on your federal return. However, this amount will not be the same if you are subject to the special accruals, either as a full-year nonresident or part-year resident (see page 58).



Caution: Do not leave line 18 blank.

**Easy**

All you need is a
computer and
Internet access!

Fast

Faster refunds than
ever before!
If you owe tax,
several payment
options are available. . .
including File now/Pay later!

Safe

E-file is secure and accurate.
You receive an electronic
acknowledgment!

Free

You may qualify for **FREE** e-filing
of your New York State income
tax return! Check our Web site.

You can file your income tax return electronically (e-file) using your personal computer and one of the many commercially available software packages, or you can choose to have a tax professional e-file for you.

E-filing is the fastest way to receive your refund. The speed and accuracy of computers allow electronic returns to be processed faster than paper returns, and using tax preparation software greatly reduces the possibility of errors and delays. For more details, visit our e-filing Web site at:

www.nystax.gov/elf

The following forms may be e-filed for 2006:

IT-150	IT-135	IT-217	IT-257
IT-201	IT-182	IT-219	IT-258
IT-201-ATT	IT-209	IT-220	IT-272
IT-203	IT-212	IT-230	IT-280
IT-203-ATT	IT-212-ATT	IT-240	IT-360.1
IT-203-B	IT-213	IT-241	IT-370
IT-203-C	IT-213-ATT	IT-249	IT-398
IT-112-C	IT-214	IT-250	IT-399
IT-112-R	IT-215	IT-255	IT-2105.9
IT-112.1	IT-216	IT-256	Y-203

E-file your tax-due return

E-filed returns with a balance due may be paid by submitting a check or money order with Form IT-201-V, *Payment Voucher for E-Filed Income Tax Returns*, by credit card (see page 45), or by authorizing the Tax Department to withdraw the payment from your bank account (electronic funds withdrawal).

Step 4 — Calculate your New York additions and subtractions

New York additions (see page 26)							
20 Interest income on state and local bonds (but not those of New York State or its localities).....	20.						
21 Public employee 414(h) retirement contributions	21.						
22 Other (see page 26) Identify: A-3 \$250, A-7 \$300	22.		5	5	0	0	0
23 Add lines 19 through 22.....	23.						
24 Taxable refunds, credits, or offsets of state and local income taxes (from line 4)	24.						
25 Pensions of NYS and local governments and the federal government (see page 30)	25.						
26 Taxable amount of social security benefits (from line 14)....	26.						
27 Interest income on U.S. government bonds.....	27.						
28 Pension and annuity income exclusion.....	28.						
29 Other (see page 31) Identify: S-1 \$1300	29.	1	3	0	0	0	0
30 Add lines 24 through 29.....	30.						
31 New York adjusted gross income (subtract line 30 from line 23)	31.						



Caution: Remember to identify the addition or subtraction by number and include the amount. Enter the total here (entries shown are examples only).



Caution:
Nonresidents: Enter in the *New York State amount* column only the amount from NYS sources.
Part-year residents: Enter in the *New York State amount* column the amount from your resident period and the amount from NYS sources during your nonresident period.

Overview

The computation of your New York State income tax is based on your New York adjusted gross income (AGI), which is your federal AGI modified by certain New York adjustments (New York additions and New York subtractions).

New York State taxes certain items of income not taxed by the federal government (New York additions). Similarly, New York State does not tax certain items of income taxed by the federal government (New York subtractions).

Nonresidents

These New York State additions or subtractions must be added or subtracted from your federal AGI in the *Federal amount* column and, to the extent they relate to income, loss, or deduction derived from or connected with New York State sources, they must be added or subtracted in the *New York State amount* column. Enter any of the listed additions on lines 20 through 23 and any of the listed subtractions on lines 25 through 31.

New York additions and subtractions that relate to intangible items of income, such as interest or ordinary dividends, are only required to the extent the property that generates the income is employed in a business, trade, profession, or occupation carried on in New York State.

Part-year residents

If you were a part-year resident, include the portion of any of the additions and subtractions that relate to your New York State resident period in the *New York State amount* column. Also, for the period you were a nonresident, include in the *New York State amount* column the portion of any of the additions and subtractions to the extent they are related to a business, trade, profession, or occupation carried on in New York State or are from real or tangible personal property located in New York State.

Partners

If you have income from a partnership, include any New York adjustments that apply to that income. Obtain your share of partnership additions and subtractions from your partnership.

Beneficiaries (estates and trusts)

If you have income from an estate or trust, any New York adjustments that apply to that income, as well as any additions to or subtractions from federal itemized deductions, will be shown in your share of a single fiduciary adjustment. You, as a nonresident beneficiary, must include in the *Federal amount* column your share of the total fiduciary adjustment. Include in the *New York State amount* column **only** that portion of the nonresident beneficiary's share of the fiduciary adjustment that relates to income, loss, or deduction derived from or connected with New York State sources. Attach a schedule showing how the fiduciary adjustment was computed. If the adjustment is a net addition, enter this amount on line 22; if the adjustment is a net subtraction, enter this amount on line 29. Identify this item as **FA**.

If you filed federal Form 4970, *Tax on Accumulation Distribution of Trusts*, the income you reported on line 1 of Form 4970 is not included on line 11 of Form IT-203 because the IRC considers the distribution part of federal gross income. You must therefore include on line 22 the amount of income you reported on Form 4970, line 1, less any interest income on state and local bonds and obligations of New York State and its local governments (that was included on Form 4970, line 5). Be sure to identify the source of this income as **Form 4970 income**.

S Corporation shareholders

If you are a shareholder of a federal S corporation for which the election to be a New York S corporation was in effect for the tax year, include in the *Federal amount* column any of the following additions and subtractions that apply to your pro rata share of

S corporation items of income, gain, loss, or deduction. Include in the *New York amount* column any of the additions or subtractions included in the *Federal amount* column that relate to your pro rata share of S corporation items of income, loss or deduction that are derived from or connected with New York sources. Additions A-25, A-26, and A-27, and subtraction S-35 do not apply to you since they apply only to nonelecting S corporations. If the election to treat the corporation as a New York S corporation terminated during the tax year, you must make the additions and subtractions only to the extent they are attributable to the period for which the election to be a New York S corporation was in effect. Obtain your share of S corporation items of income, gain, loss, and deduction from the S corporation.

If you are a shareholder of an S corporation that was eligible to make the election to be a New York S corporation for the tax year but did not make the election, include additions A-25, A-26, A-27, and subtraction S-35 in the *Federal amount* column. Include in the *New York State amount* column additions A-25, A-26, and A-27, and subtraction S-35, **only** if the S corporation stock was held as an asset of another business carried on by the shareholder in New York State. For example, if the S corporation's stock is held as an asset of a sole proprietorship operated by the shareholder in New York State, the shareholder is required to include the above additions and subtraction in the *New York State amount* column.

If you were not eligible to make the election to treat your corporation as a New York S corporation because the corporation was not subject to Article 9-A, general business corporation franchise tax, or Article 32, banking corporation franchise tax, include in the *Federal amount* column any of the following additions and subtractions that apply to your pro rata share of S corporation items of income, gain, loss, or deduction. Include in the *New York State amount* column any additions and subtractions below that relate to S corporation items of income, gain, loss or deductions **only** if the S corporation stock is held as an asset of another business carried on by the shareholder in New York State. For example, if the S corporation's stock is held as an asset of a sole proprietorship operated by the shareholder in New York State, the shareholder must include any required additions and subtractions in the *New York State amount* column. Additions A-24, A-25, A-26, and A-27, and subtractions S-34 and S-35 do not apply to you since they apply only to electing and nonelecting New York S corporations.

If a gain or loss is recognized on your federal income tax return due to the disposition of stock or indebtedness of an S corporation that did not elect to be a New York S corporation for any tax year after December 31, 1980, make addition A-27 or subtraction S-34, whichever applies to you.

You must make the adjustments for the tax year of the S corporation that ends in your tax year.

New York additions

Line 20 — Interest income on state and local bonds and obligations

Do you have interest income from state and local bonds and obligations from states other than New York State or its local governments? If **No**, go to line 21. If **Yes**, see below.

Federal amount column

If **Yes**, enter any such interest income that you received or that was credited to you during 2006, that was **not** included in your federal AGI. This includes interest income on state and local bonds, interest and dividend income from tax-exempt bond mutual funds, and tax-exempt money market funds that invest in obligations of states other than New York.

If you purchased a bond between interest dates, include the amount of interest you received during the year, less the seller's accrued interest (the amount accrued from the interest date preceding your purchase to the date you purchased the bond). If you sold a bond between interest dates, include the amount of interest you received during the year plus the accrued interest amount (the amount accrued from the interest date preceding the date you sold the bond to the date you sold the bond). You should have received this information when you purchased or sold the bond.

New York State amount column

Do **not** make this addition for any period you were a **nonresident** unless the addition is attributable to a business, trade, profession, or occupation carried on in New York State.

If you were a **part-year resident**, you must also add the part of the federal amount that you received or that was credited to you for the period you were a resident.

Line 21 — Public employee 414(h) retirement contribution

Are you a public employee of NYS or its local governments? If **No**, go to line 22.

If **Yes**, enter in both the *Federal amount* column and the *New York State amount* column the amount of 414(h) retirement contributions, if any, shown on your wage and tax statement(s), federal Form W-2, if you are:

- a Tier 3 or Tier 4 member of the NYS and Local Retirement Systems, which include the NYS Employees' Retirement System and the NYS Police and Fire Retirement System; **or**
- a Tier 3 or Tier 4 member of the NYS Teachers' Retirement System; **or**
- an employee of the State **or** City University of New York who belongs to the Optional Retirement Program; **or**
- a member of any tier of the NYC Employees' Retirement System, the NYC Teachers' Retirement System, the NYC Board of Education Retirement System, the NYC Police Pension Fund or the NYC Fire Department Pension Fund; **or**
- a member of the Manhattan and Bronx Surface Transit Operating Authority (MABSTOA) Pension Plan.

Do not enter contributions to a section 401(k) deferred arrangement, section 403(b) annuity or section 457 deferred compensation plan.

Line 22 — Other additions

Use this line to report the following additions that are not specifically listed on Form IT-203.

Write in the applicable item number(s) (A-1 through A-27) and the amount of each addition in the white *Identify* area. Enter the total amount of these other additions in the *Federal amount* column and, to the extent they are from New York State sources, in the *New York State amount* column.

▶ A-1 Income from certain obligations of U.S. government agencies or instrumentalities

If, during 2006, you received or were credited with any interest or dividend income from any U.S. government authority, commission, or instrumentality that federal laws exempt from federal income tax but do not exempt from state income tax, **then** include that income. If you are uncertain whether a particular federal bond or obligation is subject to state income tax, contact the Tax Department (see *Need help?* on the back cover).

▶ **A-2 Interest expense on loans used to buy obligations exempt from NYS tax, amortized bond premium on bonds that are exempt from NYS tax, and other expenses relating to the production of income exempt from NYS tax**

- a) If your federal AGI includes a deduction for interest expense used to buy bonds, obligations, or securities whose interest income is taxable for federal purposes but exempt from New York State tax, **then** include that interest expense.
- b) If your federal AGI includes a deduction for the amortization of bond premiums on bonds whose interest income is taxable for federal purposes but exempt from NYS tax, **then** include that amortized premium.
- c) If your federal AGI includes a deduction for expenses relating to the production of income which is taxable for federal purposes but exempt from New York State tax, **then** include that interest expense.

▶ **A-3 New York City flexible benefits program (IRC 125)**



Caution: Remember to include this addition modification on line 22 if applicable.

If your wage and tax statement(s), federal Form W-2, show(s) that an amount was deducted or deferred from your salary under a flexible benefits program established by New York City or certain other New York City public employers on your behalf, **then** include this amount. These other New York City public employers include:

- City University of New York;
- NYC Health and Hospitals Corporation;
- NYC Transit Authority;
- NYC Housing Authority;
- NYC Off-Track Betting Corporation;
- NYC Board of Education;
- NYC School Construction Authority;
- NYC Rehabilitation Mortgage Insurance Corporation;
- Manhattan and Bronx Surface Transit Operating Authority; **and**
- Staten Island Rapid Transit Authority.

▶ **A-4 Health insurance and the welfare benefit fund surcharge**

If you were a career pension plan member of the NYC Employees' Retirement System or the NYC Board of Education Retirement System, **and if** your wage and tax statement(s), federal Form W-2, show(s) an amount that was deducted from your salary for health insurance and the welfare benefit fund surcharge, **then** include this amount.

▶ **A-5 Special additional mortgage recording tax deduction**

If you deducted special additional mortgage recording tax in computing your federal AGI and the special additional tax was paid before January 1, 1988, and in a prior year you were allowed a New York State personal income tax credit for that tax, **then** include the amount deducted. Do not make the addition for the tax paid to record a mortgage on or after January 1, 2004, even if you claimed a credit for that tax.

▶ **A-6 Special additional mortgage recording tax basis adjustment**

If property on which you paid a special additional mortgage recording tax was sold or disposed of, and a special additional tax was paid before January 1, 1988, and in a prior year you claimed a New York State personal income tax credit for that tax, **then** include the amount, if any, of the federal basis of the property that was not adjusted to reflect the amount of the credit allowed.

▶ **A-7 Sales or dispositions of assets acquired from decedents**

Note: This adjustment is not required for property acquired from decedents who died on or after February 1, 2000.

Assets of decedents can sometimes have different bases for state and federal tax purposes. This requires adjustments in the gain or loss on the sale or disposition of those assets.

If, during the tax year, there was a sale or other disposition of any assets that had been inherited or sold or disposed of directly by the estate of a decedent, **and if** the estate of the decedent was not large enough to require a federal estate tax return, **and if** the executor or administrator of that estate had valued those assets for New York State income tax purposes at less than their value for federal income tax purposes, **then** include the **difference between** (a) the gain or loss on that sale or disposition that you included in your federal AGI for the tax year and (b) the gain or loss that would have resulted if the assets had been valued the same for New York State income tax purposes as for federal income tax purposes.

▶ **A-8 Disposition of solar and wind energy systems**

If in any tax year beginning on or after January 1, 1981, and ending before December 31, 1986, you took a New York State solar and wind energy credit on property, **and if** that property was sold or otherwise disposed of in 2006, **and if** a reportable gain resulted for federal income tax purposes from that sale or disposition, **and if** you had included the cost of the energy system in the federal basis of the property but did not reduce the federal basis by the state credit, **then** include the amount of the credit you had previously claimed.

▶ **A-9 New business investment; deferral recognition**

If, in any tax year beginning on or after January 1, 1982, and before 1988, you chose to subtract all or a portion of a long term capital gain from your federal AGI because you reinvested that amount in a new New York business, and you sold that reinvestment in 2006, **then** include the amount that you previously subtracted.

▶ **A-10 Qualified emerging technology investments (QETI)**

If you elected to defer the gain from the sale of QETI because you reinvested in a New York qualified emerging technology company, **and if** you sold that reinvestment in 2006, **then** you must include the amount previously deferred. See subtraction S-17 on page 33.

▶ **A-11 New York's 529 college savings program distributions**

If you made a nonqualified withdrawal from an account established under New York's 529 college savings program, **then** include in the *Federal amount* column the amount from line 7 of the worksheet on page 28.

Part-year residents only: Also include in the *New York State amount* column any portion of line 7 made while a resident of New York State.

A withdrawal is nonqualified if (1) the funds are used for purposes other than the higher education of the designated beneficiary; (2) the withdrawal is actually disbursed in cash or in-kind from the college savings program, even if the amount withdrawn is reinvested in New York's 529 college savings program within the IRC 60-day rollover period; or (3) on or after January 1, 2003, the funds are transferred from New York's 529 college savings program to another state's program (whether for the same beneficiary or for the benefit of another family member).

However, nonqualified withdrawals **do not** include any withdrawals made in 2006 as a result of the death or disability of the designated beneficiary, regardless of how the funds are used.

Note: Transfers between accounts of family members not disbursed in cash or in-kind within New York's program are not considered distributions and are therefore **not** required to be added back as nonqualified withdrawals.

Include applicable amounts from all existing accounts you own on lines 1 through 7 of the worksheet below. Do not include amounts applicable to accounts that were closed in a prior tax year. If you are filing a joint return, include the applicable amounts from all existing accounts owned by you and your spouse.

Also include on lines 1 and 2 your share of any amounts withdrawn or contributed by a partnership of which you are a partner. The partnership should provide this information to you. A partnership includes a limited liability company (LLC) that has elected to be treated as a partnership for federal income tax purposes.

Also note: Before completing the worksheet, you must first compute your subtraction S-8 for 2006. See page 32.

Worksheet	
1. Total current and prior years' nonqualified withdrawals from your account(s)	1. _____
2. Total current and prior years' contributions to your account(s)	2. _____
3. Total current year's S-8 subtraction modification and prior years' subtraction modifications*	3. _____
4. Subtract line 3 from line 2	4. _____
5. Total prior years' addition modifications**	5. _____
6. Add lines 4 and 5	6. _____
7. Subtract line 6 from line 1. This is your current year A-11 addition modification. Enter on Form IT-203, line 22. If line 7 is 0 (zero) or less, there is no add-back	7. _____
* These amounts are included in line 28 of your 1998 through 2001 (S-26 modification), and 2002 through 2004 (S-25 modification) Form IT-203; and in line 29 of your 2005 (S-25 modification) Form IT-203.	
** These amounts are included in line 21 of your 1998 through 2004 Form IT-203 and in line 22 of your 2005 Form IT-203. For tax years 1998 and 1999, they are an A-23 addition modification, and for tax years 2000 through 2005, they are an A-22 addition modification.	
Keep this worksheet with your copy of your tax return.	



Did you file federal Schedule(s) C, C-EZ, E, or F? If **No**, go to line 24. If **Yes**, see addition modifications A-12 through A-27.

► **A-12 Personal income taxes and unincorporated business taxes deducted in determining federal adjusted gross income**

You may not deduct personal income taxes or unincorporated business taxes in computing your New York State adjusted gross income.

If you included a deduction for state, local, or foreign income taxes, including unincorporated business taxes, when computing your federal AGI, **then** you must include the amount of that deduction. For example, if you operated a business and deducted New York City unincorporated business tax on your federal Form 1040, Schedule C, as an expense of doing business, include this tax amount.

Partners

Include your distributive share of state, local, or foreign income taxes, including unincorporated business taxes, deducted in computing net income.

S corporation shareholders

If you are a shareholder of a federal S corporation for which a New York S election was in effect, **and if** that corporation deducted taxes imposed by Article 9-A (general business corporation franchise tax), or Article 32 (banking corporation franchise tax), of the New York State Tax Law, **then** include your pro rata share of those taxes. (However, you do not need to include state or local taxes of another state, political subdivision of another state, or the District of Columbia.)

► **A-13 Percentage depletion**

If you claimed a deduction on your federal return for percentage depletion, **then** include the amount deducted in computing your federal AGI. Also see subtraction S-24 on page 34.

► **A-14 Safe harbor leases** (*see IRC section 168(f)(8)*)

If, in computing your federal AGI, you took deductions attributable to a safe harbor lease (except for mass transit vehicles) made under an election provided for by IRC section 168(f)(8) as it was in effect for agreements entered into prior to January 1, 1984, **then** include those deductions. Also see A-15, S-26, and S-27.

► **A-15 Safe harbor leases**

If your financial matters in 2006 involved a safe harbor lease (except for mass transit vehicles) made under an election provided for by IRC section 168(f)(8) as it was in effect for agreements entered into prior to January 1, 1984, **then** you must include the income that you would have included in your federal AGI if such an election had not been made. Also see A-14, S-26, and S-27.

► **A-16 Accelerated cost recovery system (ACRS) deduction**

If you claimed ACRS depreciation on your federal return for:

- property placed in service during tax years 1981 through 1984 (other than 280F property); **or**
- property placed in service outside New York State for 1985 through 1993 (other than 280F property) and you elect to continue using IRC 167 depreciation (*see TSB-M-99(1)*);

then include the amount that was deducted in computing your federal AGI. You must attach Form IT-399, *New York State Depreciation Schedule*.

► **A-17 ACRS property; year of disposition adjustment**

If you disposed of property that was depreciated for federal purposes using ACRS, **and if** ACRS depreciation was not allowed for state purposes (see A-16), **then** you must complete Part 2 of Form IT-399, *New York State Depreciation Schedule*, to determine the amount to include. Also see S-29 on page 34.

► **A-18 Farmers' school tax credit**

If you claimed the farmers' school tax credit on your 2005 New York State tax return, **and if** you deducted your school taxes in computing your federal AGI on your 2005 federal return, **then** you must include the amount of the credit claimed for 2005 on this year's return. However, do not make this addition if you were required to report the amount of the credit as income on your 2006 federal return.

► **A-19 Sport utility vehicle expense deduction**

If you claimed an IRC section 179 deduction on your federal return with respect to a sport utility vehicle that weighs more than 6,000 pounds, and you are not an eligible farmer as defined for purposes of the farmers' school tax credit (see Form IT-217-I, *Instructions for Form IT-217, Claim for Farmers' School Tax Credit*), **then** include the amount of that deduction.

A *sport utility vehicle* is any four-wheeled passenger vehicle manufactured primarily for use on public streets, roads, and highways. However, *sport utility vehicle* does not include (1) any ambulance, hearse, or combination ambulance-hearse used directly in a trade or business; (2) any vehicle used directly in the trade or business of transporting persons or property for compensation or hire; or (3) any truck, van, or motor home. A *truck* is any vehicle that has a primary load-carrying device or container attached, or is equipped with an open cargo area or covered box not readily accessible from the passenger compartment.

► **A-20 IRC section 168(k) property depreciation**

With the exception of resurgence zone property and New York liberty zone property described in IRC section 1400L(b)(2), New York State does not follow the federal depreciation rules for IRC section 168(k) property placed in service inside or outside New York State on or after June 1, 2003. If you claimed a depreciation deduction for such property, **and if** no exception for resurgence zone or New York liberty zone property applies, **then** complete Part 1 of Form IT-398, *New York State Depreciation Schedule for IRC Section 168(k) Property*, to compute the amount to include. Attach Form IT-398 to your return.

► **A-21 Special depreciation**

If you made an election for tax years beginning before 1987 for:

- special depreciation,
- research and development expenditures,
- waste treatment facility expenditures,
- air pollution control equipment expenditures, **or**
- acid deposition control equipment,

then include the amount of depreciation or expenditures relating to these items that was deducted in computing your federal AGI. Also see subtraction S-25 on page 34.

► **A-22 Royalty and interest payments made to a related member or members**

For tax years beginning on or after January 1, 2003, New York requires certain taxpayers to add back deductions they took on

their federal return for certain royalty payments for the use of intangible property, such as trademarks or patents, and interest payments they made to a related member or members. Include the amount for any such payments you deducted on your federal return. See Tax Law section 612 (r).

► **A-23 Environmental remediation insurance premiums**

If you paid premiums for environmental remediation insurance and you claimed a deduction for such premiums and you also claimed the environmental remediation insurance credit (Form IT-613, *Claim for Environmental Remediation Insurance Credit*), **then** include the amount of the environmental remediation insurance credit allowed.



Additions A-24, A-25, A-26, and A-27 apply to S Corporation shareholders only. For additional information, see New York State Publication 35, *New York Tax Treatment for S Corporations and Their Shareholders*.

► **A-24 S corporation shareholders; reduction for taxes**

If you are a shareholder of an S corporation for which a New York S corporation election was in effect for the tax year, **then** include your pro rata share of the S corporation's reductions for taxes imposed on built-in gains and reductions for taxes imposed on excess net passive income as described in IRC sections 1366(f)(2) and (3).

► **A-25 S corporation shareholders; pass-through loss or deduction items**

If you are a shareholder of an S corporation which is a New York C corporation, **then** include any S corporation pass-through items of loss or deduction you took into account in computing your federal AGI, pursuant to IRC section 1366.

► **A-26 S corporation shareholders**

If you did not include S corporation distributions in your federal AGI due to the application of IRC sections 1368, 1371(e), or 1379(c), **and if** these distributions were not previously subject to New York personal income tax because the corporation was a New York C corporation, **then** include these distributions.

► **A-27 S corporation shareholders; disposition of stock or indebtedness with increased basis**

Federal law requires holders of stock or indebtedness in a federal S corporation to include undistributed taxable income in their federal AGI and take a corresponding increase in basis. New York law requires a similar increase in basis on disposition of the stock or indebtedness where the federal S corporation is or was a New York C corporation.

If you reported a federal gain or loss because of the disposition of stock or indebtedness of an S corporation, **and if** that S corporation was a New York C corporation for any tax year beginning after December 31, 1980 (in the case of a corporation taxable under Article 9-A, general business corporation tax), or December 31, 1996 (in the case of a corporation taxable under Article 32, banking corporation franchise tax), **then** include the increase in the basis of the stock or indebtedness that is due to the application of IRC sections 1376(a) (as in effect for tax years beginning before January 1, 1983) and 1367(a)(1)(A) and (B) for each tax year that a New York S election was **not** in effect.

New York subtractions

Line 25 — Pensions of New York State and local governments and the federal government

Did you receive a pension or other distribution from a NYS or local government pension plan or federal government pension plan? If **No**, go to line 26.

If **Yes**, and the pension or distribution amount was included in your federal AGI, enter in both the *Federal amount* column and *New York State amount* column the amount included in line 10 that represents any pension you received, or distributions made to you from a pension plan which represents a return of contributions in a year prior to retirement, as an officer, employee, or beneficiary of an officer or employee of:

- NYS, including State and City University of New York and NYS Education Department employees who belong to the Optional Retirement Program.

Optional Retirement Program members may only subtract that portion attributable to employment with the State or City University of New York or the NYS Education Department.

- Certain public authorities, including:
 - Metropolitan Transit Authority (MTA) Police 20-Year Retirement Program;
 - Manhattan and Bronx Surface Transit Operating Authority (MABSTOA); **and**
 - Long Island Railroad Company.
- Local governments within the state, including:
 - NYS Teachers' Retirement System;
 - NYC Teachers' Retirement System;
 - NYC Teachers' Retirement IRC 403(b) plan; **and**
 - NYC variable supplemental funds (VSF), including:
 - Transit Police Officers' VSF
 - Transit Police Superior Officers' VSF
 - Housing Police Officers' VSF
 - Housing Police Superior Officers' VSF
 - Police Officers' VSF
 - Police Superior Officers' VSF
 - Firefighters' VSF
 - Fire Officers' VSF
 - Corrections Officers' VSF
 - Corrections Captain and Above VSF.
- The United States, its territories, possessions (or political subdivisions thereof), or any agency or instrumentality of the United States (including the military), or the District of Columbia.

Also include distributions received from a New York State or local pension plan or from a federal government pension plan as a **nonemployee spouse** in accordance with a court-issued qualified domestic relations order (QDRO) that meets the criteria of IRC section 414(p)(1)(A) or in accordance with a domestic relations order (DRO) issued by a New York court. For additional information, see Publication 36, *General Information for Senior Citizens and Retired Persons*.

You may **not** subtract (1) pension payments or return of contributions that were attributable to your employment by an employer other than a New York public employer, such as a private university, and any portion attributable to contributions you made to a supplemental annuity plan which was funded through a salary reduction program; or (2) periodic distributions from government (IRC section 457) deferred compensation plans. However, these payments and distributions may qualify

for the pension and annuity income exclusion described in the instructions for line 28 below.

Line 27 — Interest income on U.S. government bonds

Did you include interest income from U.S. government bonds or other U.S. government obligations on lines 2, 6, or 11? If **No**, go to line 28.

If **Yes**, enter in both the *Federal amount* column and *New York State amount* column the amount of interest income earned from bonds or other obligations of the U.S. government.

Dividends you received from a regulated investment company (mutual fund) that invests in obligations of the U.S. government and meet the 50% asset requirement each quarter qualify for this subtraction. The portion of such dividends that may be subtracted is based upon the portion of taxable income received by the mutual fund that is derived from federal obligations.

Contact the mutual fund for further information on meeting the 50% asset requirement and computing your allowable subtraction (if any).

If you include an amount on line 27 from more than one line on Form IT-203, attach a schedule showing the breakdown from each line.

Do not list the same interest more than once on lines 27 and 29; see the instructions for line 29, subtractions S-1 and S-3 on page 31.

Line 28 — Pension and annuity income exclusion

Did you enter an amount on line 9 or 10 that was not from a NYS or local government pension plan or federal government pension plan? If **No**, go to line 29.

Federal amount column

If **Yes**, and you were 59½ before January 1, 2006, enter the qualifying pension and annuity income included in your 2006 federal AGI, **but not more than \$20,000**. If you became 59½ during 2006, enter only the amount received after you became 59½, **but not more than \$20,000**. If you received pension and annuity income and are married, or received pension and annuity income as a beneficiary, see below.

\$20,000 limit

You may **not** take a pension and annuity income exclusion that exceeds \$20,000, regardless of the source(s) of the income.

Qualifying pension and annuity income includes:

- periodic payments for services you performed as an employee before you retired;
- periodic and lump-sum payments from an IRA, but **not** payments derived from contributions made after you retired;
- periodic distributions from government (IRC section 457) deferred compensation plans;
- periodic distributions from an annuity contract (IRC section 403(b)) purchased by an employer for an employee and the employer is a corporation, community chest, fund, foundation, or public school;
- periodic payments from an HR-10 (Keogh) plan, but **not** payments derived from contributions made after you retired;
- lump-sum payments from an HR-10 (Keogh) plan, but only if federal Form 4972 is not used. Do **not** include that part of your payment that was derived from contributions made after you retired;

- periodic distributions of benefits from a cafeteria plan (IRC section 125) or a qualified cash or deferred profit-sharing or stock bonus plan (IRC section 401(k)), but not distributions derived from contributions made after you retired.

Qualifying pension and annuity income **does not** include distributions received as a **nonemployee spouse** in accordance with a court-issued qualified domestic relations order (QDRO) that meets the criteria of IRC section 414(p)(1)(A) or in accordance with a domestic relations order (DRO) issued by a New York court. For additional information, see Publication 36, *General Information for Senior Citizens and Retired Persons*.

Married taxpayers

If you both qualify, you and your spouse can each subtract up to \$20,000 of your own pension and annuity income. However, you cannot claim any unused part of your spouse's exclusion.

Example: *A husband and wife, both age 62, included total pension and annuity income of \$45,000 in their federal AGI on their 2006 joint federal tax return. The husband received qualifying pension and annuity payments totaling \$30,000 and the wife received qualifying payments totaling \$15,000. They are filing a joint 2006 New York State resident personal income tax return. The husband may claim the maximum pension and annuity income exclusion of \$20,000, and the wife may claim an exclusion of \$15,000, for a total pension and annuity income exclusion of \$35,000.*

Beneficiaries

If you received a decedent's pension and annuity income, you may make this subtraction if the decedent would have been entitled to it, had the decedent continued to live, regardless of your age. If the decedent would have become 59½ during 2006, enter only the amount received after the decedent would have become 59½, but not more than \$20,000.

In addition, the pension and annuity income exclusion of the decedent that you are eligible to claim as a beneficiary must first be reduced by the amount subtracted on the decedent's New York State personal income tax return, if any. The total pension and annuity income exclusion claimed by the decedent and you cannot exceed \$20,000.

If the decedent has more than one beneficiary, the decedent's \$20,000 pension and annuity income exclusion must be allocated among the beneficiaries in the same ratio as the distribution, so that the total exclusion attributable to the decedent does not exceed \$20,000.

Example: *A taxpayer received pension and annuity income totaling \$6,000 as a beneficiary of a decedent who was 59½ before January 1, 2006. The decedent's total pension and annuity income was \$24,000, shared equally among four beneficiaries. Each beneficiary is entitled to one-quarter of the decedent's pension exclusion, or \$5,000 (\$20,000 divided by 4). The taxpayer also received a qualifying pension and annuity payment of \$14,000 in 2006. The taxpayer is entitled to claim a pension and annuity income exclusion of \$19,000 (\$14,000 attributable to the taxpayer's own pension and annuity payment, plus \$5,000 received as a beneficiary *).*

* The total amount of the taxpayer's pension and annuity income exclusion that can be applied against the taxpayer's pension and annuity income received as a beneficiary is limited to the taxpayer's share of the decedent's pension and annuity income exclusion.

Disability income exclusion

If you are also claiming the disability income exclusion, the total of your pension and annuity income exclusion and disability income exclusion cannot exceed \$20,000.

New York State amount column

Nonresidents

If you received pension or annuity income as a nonresident of New York State, and were required to report it in the *New York State amount* column on line 10 and it qualifies for the pension and annuity income exclusion (see above), enter that amount, but not more than \$20,000, in the *New York State amount* column.

However, if you allocated the amount included in line 10, *New York State amount* column because you performed services inside and outside New York State, then you must allocate the pension and annuity exclusion in the same manner, using the same allocation percentage (but not more than \$20,000).

Part-year residents

You may be entitled to deduct in the *New York amount* column a pension and annuity income exclusion of up to \$20,000 for each of your taxable periods.

For your period of residence, include that part of the qualifying pension and annuity income that you received during the period you were a resident, but not more than \$20,000.

For your period of nonresidence, include only that part of the qualifying pension and annuity income you received during the period you were a nonresident that was required to be included in the line 10, *New York State amount* column, but not more than \$20,000. If you allocated the pension and annuity income that you received during your nonresident period to New York because it was attributable to services performed inside and outside New York State, you must allocate the pension and annuity income exclusion using the same allocation percentage applied to your pension and annuity income included on line 10 (but not more than \$20,000).

Line 29 — Other subtractions

Use this line to report the following subtractions that are not specifically listed on Form IT-203.

Write in the applicable item number(s) (S-1 through S-35) and the amount of each subtraction in the white *Identify* area on line 29. Enter the total amount of these subtractions on line 29 in the *Federal amount* column and, to the extent they are from New York sources, in the *New York State amount* column.

▶ S-1 Certain investment income from U.S. government agencies

Include any interest or dividend income on bonds or securities of any U.S. authority, commission, or instrumentality that is exempt from state income taxes under federal laws (but that you included in your federal AGI).

▶ S-2 Certain railroad retirement income and railroad unemployment insurance benefits

Include supplemental annuity or Tier 2 benefits received under the Railroad Retirement Act of 1974, or benefits received under the Railroad Unemployment Insurance Act that are exempt from state income taxes under federal laws (but that you included in your federal AGI).

▶ S-3 Certain investment income exempted by other New York State laws

Include any interest or dividend income from any obligations or securities authorized to be issued and exempt from state taxation under the laws of New York State. (For example, income received

from bonds, mortgages, and income debenture certificates of limited dividend housing corporations organized under the Private Housing Finance Law.)

► **S-4 Disability income exclusion**

Complete Form IT-221, *Disability Income Exclusion*, to compute your disability income exclusion if you were not yet 65 when your tax year ended, **and** you retired on disability, and you were permanently and totally disabled when you retired.

► **S-5 Long-term residential care deduction**

If you were a resident in a continuing-care retirement community that was issued a certificate of authority by the NYS Department of Health, **then** include the portion of the fees you paid during the year that were attributable to the cost of providing long-term care benefits to you under a continuing care contract. However, do not enter more than the premium limitation shown for your age in the *Limitation* table below. If you and your spouse both qualify, you may each take the subtraction. However, you cannot claim any unused part of your spouse's subtraction.

If your age at the end of 2006 was:	Limitation	You cannot claim more than:
40 or younger		\$ 280
at least 41 but not older than 50		530
at least 51 but not older than 60		1,060
at least 61 but not older than 70		2,830
71 or older		3,530

► **S-6 New York State organized militia income**

Include income that you received as a member of the New York State organized militia for performing active service within NYS due to either state active duty orders issued in accordance with Military Law, section 6.1 or federal active duty orders, for service other than training, issued in accordance with Title 10 of the United States Code, that was included in your federal AGI. Do not include any income you received for regular duties in the organized militia (for example, pay received for the annual two-week training program). Members of the NYS organized militia include the New York Army National Guard, the New York Air National Guard, the New York Naval Militia, and the New York Guard.

► **S-7 Military pay**

Based on the *Service Members' Civil Relief Act*, military pay received by a nonresident, or received by a part-year resident during the part-year resident's nonresident period, cannot be used to determine the amount of New York State personal income tax the nonresident or part-year resident military member (or the member's spouse) must pay.

Federal amount column

Nonresidents

Include the total amount of military pay included in the *Federal amount* column on line 1.

Part-year residents

Include the portion of the military pay included in the *Federal amount* column on line 1 that you received during your **nonresident** period.

► **S-8 New York's 529 college savings program deduction**

If in 2006 you made contributions to one or more tuition savings accounts established under New York's 529 college savings program, **then** include that amount, up to \$5,000 for an individual, head of household, qualifying widow(er), or married taxpayers filing separately, or up to \$10,000 for married taxpayers filing a joint return, in the **Federal amount column only**.

In determining the amount to enter on line 29, also include your share of contributions made by a partnership of which you are a partner. The partnership should provide this information to you.

Part-year residents only

Also include in the *New York State amount* column any such contribution(s) made while a resident of New York State.

► **S-9 New York's 529 college savings program distributions**

If in 2006 you made a withdrawal from an account established under New York's 529 college savings program, and part of the withdrawal was included in your federal adjusted gross income on line 21 of federal Form 1040, **then** include that amount in the **Federal amount column only**.

Part-year residents only

Also include in the *New York State amount* column any such withdrawal(s) made while a resident of New York State. See A-11 on page 27.

► **S-10 Loss from the sale or disposition of property that would have been realized if a federal estate tax return had been required**

Note: This subtraction cannot be made for property acquired from decedents who died on or after February 1, 2000.

If you acquired a decedent's property and, as valued by the executor, the estate was insufficient to require a federal estate tax return, **and if** a loss on the sale would have been realized if a federal estate tax return had been required, **then** include the amount of the loss.

► **S-11 Accelerated death benefits received that were includable in federal adjusted gross income**

Include any amount you included in your federal AGI that was received by any person as (a) an accelerated payment or payments of part or all of the death benefit or special surrender value under a life insurance policy, or (b) a viatical settlement, as a result of a terminal illness (life expectancy of 12 months or less), or of a medical condition requiring extraordinary medical treatment, regardless of life expectancy.

► **S-12 Contributions for Executive Mansion, natural and historical resources, not deducted elsewhere**

Include contributions you made, not deducted elsewhere, (a) to preserve, improve, and promote the Executive Mansion as a New York State historical resource, or (b) to the Natural Heritage Trust to preserve and improve the natural and historical resources of NYS. **Do not** include amounts you deducted in determining federal AGI or New York itemized deductions.

► **S-13 Distributions made to a victim of Nazi persecution**

Include amounts you included in your federal AGI from an eligible settlement fund or grantor trust as defined by section 13 of the Tax Law (because you were persecuted or targeted for persecution by the Nazi regime), or distributions received because of your status as a victim of Nazi persecution, or as a spouse or heir of the victim (successors or assignees, if payment is from an eligible settlement fund or grantor trust).

► **S-14 Items of income related to assets stolen from, hidden from, or otherwise lost to a victim of Nazi persecution**

Include items of income you included in your federal AGI attributable to, derived from, or in any way related to assets stolen from, hidden from, or otherwise lost to a victim of Nazi persecution immediately prior to, during, and immediately after World War II, including but not limited to interest on the proceeds receivable as insurance under policies issued to a victim of Nazi persecution by European insurance companies immediately prior to and during World War II, or as a spouse or heir of such victim.

However, do not include income attributable to assets acquired with assets as described above or with the proceeds from the sale of any asset described above. Also, do not include any income if you were not the first recipient of the asset, or if you are not a victim of Nazi persecution, or a spouse or descendent of a victim.

► **S-15 Professional service corporation shareholders**

If in a tax year ending after 1969 and beginning before 1988, you were required to add to your federal AGI deductions made by a plan acquired through membership in a professional service corporation (PSC), **then** include the portion of those deductions that can be allocated to pension, annuity, or other income you received from the plan, and were included in your 2006 federal AGI.

► **S-16 Gain to be subtracted from the sale of a new business investment reported on your federal income tax return**

If you reported a capital gain on your federal income tax return from the sale of a new business investment, as defined in NYS Tax Law section 612(o), that was issued before 1988 and was held at least six years, **then** include one-hundred percent (100%) of that federal gain.

► **S-17 Qualified emerging technology investments (QETI)**

In general, you may defer the gain on the sale of QETI that are 1) held for more than 36 months, and 2) rolled over into the purchase of replacement QETI within 365 days from, and including, the date of sale. However:

- You must recognize any gain to the extent that the amount realized on the sale of the original QETI exceeds the cost of replacement QETI;
- You must add back any deferred gain in the year you sell the replacement QETI; **and**
- The gain deferral applies only to QETI sold on or after March 12, 1998, that was held for more than 36 months.

If you elect to defer the gain from the sale of QETI, **then** include the amount of the deferred gain. This amount may not exceed the amount of the gain included in your federal AGI.

- If the purchase of replacement QETI within the 365-day period occurred in the same tax year as the sale of the original QETI, or in the following tax year and before the date you filed your personal income tax return, **then** take the deduction on that return.
- If the purchase of replacement QETI within the 365-day period occurred in the following tax year and on or after the date you filed your personal income tax return, **then** you must file Form IT-203-X, *Amended Nonresident and Part-year Resident Income Tax Return*, to claim the deduction (see *Other forms you may have to file*, on page 9).
- If the deferred gain must be included in a subsequent year's tax return because the replacement QETI has been sold, **then** include that amount as an addition to federal AGI (see A-10 on page 27).

A QETI is an investment in the stock of a corporation, or an ownership interest in a partnership or limited liability company (LLC) that is a qualified emerging technology company, or an investment in a partnership or an LLC to the extent that such partnership or LLC invests in such companies. The taxpayer must acquire the investment as provided in IRC section 1202(C)(1)(B), or from a person who acquired it pursuant to that section. IRC section 1202(c)(1)(B) requires the acquisition to be original issue from the company, either directly or through an underwriter, and in exchange for cash, services, or property (but not in stock).

A *qualified emerging technology company* (QETC) is a company that is located in New York State, has total annual product sales of 10 million dollars or less, and meets either of the following criteria:

- its primary products or services are classified as emerging technologies; **or**
- it has research and development activities in New York State and its ratio of research and development funds to net sales equals or exceeds the average ratio for all surveyed companies classified (as determined by the National Science Foundation in its most recent Survey of Industry Research and Development, or any comparable successor survey, as determined by the Tax Department).

► **S-18 Sales or dispositions of assets acquired before 1960 with greater state than federal bases**

New York State income tax laws prior to 1960 and current laws regarding depletion can result in a difference in the state and federal adjusted bases of certain assets. If you realize a federally taxable gain from the sale of an asset that had a higher adjusted basis for state tax purposes, you may make an adjustment to reduce your gain for state tax purposes.

If your federal AGI included gain that was from **either**:

- property that had a higher adjusted basis for NYS income tax purposes than for federal tax purposes on December 31, 1959 (or on the last day of a fiscal year ending during 1960); **or**
- property that was held in connection with mines, oil or gas wells, and other natural deposits and that had a higher adjusted basis for NYS income tax purposes than for federal tax purposes when sold;

then include the **lesser of** the gain itself **or** the difference in the adjusted bases.

Note: If you divide gain with respect to jointly-owned property between you and your spouse, then you must also divide any subtraction for different adjusted bases between you and your spouse.

► **S-19 Income earned before 1960 and previously reported to New York State**

Include any income (including annuity income) or gain you included in your 2006 federal AGI that you (or the decedent or estate or trust from whom you acquired the income or gain) properly reported to NYS prior to 1960 (or during a fiscal year ending in 1960).



Did you file federal Schedule(s) C, C-EZ, E, or F?
If **No**, go to the instructions for line 33.
If **Yes**, see subtraction modifications S-20 through S-35.

► **S-20 Trade or business interest expense on loans used to buy federally tax exempt obligations that are taxable to New York State**

You may deduct interest expense you incur to buy an obligation that generates investment income that is taxable to a trade or business. If you included, on either line 20 or line 22, interest income from bonds or other obligations that is federally tax exempt but taxable to NYS, and the expense you incurred in buying the obligation is attributable to a trade or business you carried on, **then** include that expense.

► **S-21 Trade or business expenses (other than interest expense) connected with federally tax-exempt income that is taxable to New York State**

You may deduct expenses you incur to acquire or maintain income that is taxable to a trade or business. If you included, on either line 20 or line 22, income that is federally tax exempt but taxable to NYS, **and if** the expense you incurred to either produce or collect that income or manage, conserve or protect the assets that produce that income was not deducted for federal purposes, **and if** those expenses are attributable to a trade or business you carried on, **then** include that expense.

► **S-22 Amortizable bond premiums on bonds that are owned by a trade or business and the interest on which is federally tax-exempt income but taxable to New York State**

You may deduct expenses you incur to buy an obligation that generates investment income that is taxable to a trade or business.

If you are including, on either line 20 or line 22, interest income that is federally tax exempt but taxable to New York State, **and if** those bonds were bought for more than their face value (i.e., at a premium), **and if** you did not reduce your federal AGI by deducting the amortization of that premium attributable to 2006, **and if** those bonds were owned by a trade or business carried on by you in 2006 (as opposed to personal investments), **then** include that amortization.

► **S-23 Wage and salary expenses allowed as federal credits but not as federal expenses**

If you took a federal Indian employment credit, a work opportunity credit, or an empowerment zone employment credit for wages and salaries paid to one or more people in certain groups, **then** include the amount of such wages you did not deduct on your federal return.

► **S-24 Cost depletion**

If you are making addition A-13 for any percentage depletion, **then** include the cost depletion that IRC section 611 would allow on that property without any reference to either IRC section 613 or 613-a.

► **S-25 Special depreciation expenditures**

You may carry over excess expenditures you incurred in tax years beginning before 1987 in connection with depreciable, tangible business property located in New York State to the following tax year or years, and deduct such expenditures in computing your New York AGI for that year or years, if the expenditures exceed your New York AGI for that year before the allowance of those expenditures. Complete Form IT-211, *Special Depreciation Schedule*, to compute the amount to include. Attach Form IT-211 to your return.

► **S-26 Safe harbor leases**

Include any amount you included in federal AGI (except for mass transit vehicles) solely because you made the safe harbor election on your federal return for agreements entered into before January 1, 1984.

► **S-27 Safe harbor leases**

Include any amount that you could have excluded from federal AGI (except for mass transit vehicles) had you not made the safe harbor election on your federal return for agreements entered into before January 1, 1984.

► **S-28 New York depreciation allowed**

If you claimed ACRS depreciation on your federal return for:

- property placed in service during tax years 1981 through 1984 (except IRC section 280F property); **or**
- property placed in service outside New York State for 1985 through 1993 (except IRC section 280F property) and you elect to continue using IRC section 167 depreciation (see TSB-M-99(1));

then include the amount of your New York depreciation. Complete and attach Form IT-399, *New York State Depreciation Schedule*, to your return.

► **S-29 ACRS (year of disposition adjustment)**

If you disposed of property in 2006 that was depreciated for federal purposes using ACRS, **and if** your total federal ACRS deduction exceeds your New York depreciation deduction for that property, **then** complete Part 2 of Form IT-399, *New York State Depreciation Schedule*, to compute the amount to include. See addition A-17, on page 29. Attach Form IT-399 to your return.

► **S-30 Sport utility vehicle expense deduction recapture**

If you previously claimed an IRC section 179 deduction with respect to a sport utility vehicle that weighs more than 6,000 pounds, **and** you had to recapture any amount of that deduction in computing your federal AGI for 2006, **and if** you are not an eligible farmer as defined for the farmers' school tax credit, **then** include the recapture amount. (See addition A-19 on page 29 for the definition of a sport utility vehicle.)

► **S-31 IRC section 168(k) property depreciation**

With the exception of resurgence zone property and New York liberty zone property described in IRC section 1400L(b)(2), New York State does not follow the federal depreciation rules for IRC section 168(k) property placed in service inside or outside New York State on or after June 1, 2003. If you claimed a depreciation deduction for such property, **and if** no exception for resurgence zone or New York liberty zone property applies, **then** complete Part 1 of Form IT-398, *New York State Depreciation Schedule for IRC Section 168(k) Property*, to compute the amount of New York depreciation to include. Attach Form IT-398 to your return.

► **S-32 IRC section 168(k) property (year of disposition adjustment)**

If you dispose of IRC section 168(k) property placed in service inside or outside New York State on or after June 1, 2003 (except for resurgence zone property, and New York liberty zone property described in IRC section 1400L(b)(2)), **and** your total federal depreciation deduction is more than your New York depreciation deduction for that property, **then** complete Part 2 of Form IT-398, *New York State Depreciation Schedule for IRC Section 168(k) Property*, to compute the amount of the disposition adjustment to include. Attach Form IT-398 to your return.

► **S-33 Royalty and interest payments made to a related member or members**

For tax years beginning on or after January 1, 2003, New York requires taxpayers to add back deductions they took on their federal return for certain royalty payments for the use of intangible property, such as trademarks or patents, and interest payments they made to a related member or members. See instructions for A-22 on page 29. In such a case, the recipient of the payments must subtract the payments in computing New York AGI. If you received such a related member payment, include the amount you included in your federal taxable income. See section 612(r) of the Tax Law.



Subtractions S-34 and S-35 apply to S Corporation shareholders only. For additional information, see New York State Publication 35, *New York Tax Treatment for S Corporations and Their Shareholders*.

► **S-34 S corporation shareholders**

If you reported a federal gain or loss because of the disposition of stock or indebtedness of an S corporation, **and if** that S corporation was a New York C corporation for any tax year beginning after December 31, 1980 (in the case of a corporation taxable under Article 9-A, general business corporation tax), or December 31, 1996 (in the case of a corporation taxable under Article 32, banking corporation franchise tax), **then** include the reduction in basis of the stock or indebtedness that is due to the application of IRC section 1376(b) (as in effect for tax years beginning before January 1, 1983) and 1367(a)(2)(B) and (C) for each tax year that the New York election was **not** in effect.

If, with respect to stock described above, you made any New York additions to federal AGI required under addition A-26 on page 29, **then** include the total of those additions. See New York Tax Law section 612(b)(20).

► **S-35 S corporation shareholders — pass-through income**

If you included in your federal AGI any S corporation pass-through income pursuant to IRC section 1366 and the corporation is a New York C corporation, **then** include the pass-through income.

Line 31 — New York adjusted gross income



Caution: Do not leave line 31 blank.



**For up-to-the-minute
information on
New York State tax
matters, including
matters that may
affect your New York
State personal income
tax return, visit our
Web site at**

www.nystax.gov

Step 5 — Enter your standard or itemized deduction and dependent exemption amounts

Line 33 — Standard or itemized deduction

Determine which deduction to use:

1. If you took the standard deduction on your federal return, or if you did not have to file a federal return, you **must** take the New York standard deduction. Use the **standard deduction table** on page 2 of Form IT-203 to find the standard deduction amount for your filing status. Enter the amount on line 33, mark an **X** in the **Standard** box, and go to line 34.
2. If you itemized deductions on your federal return, use the **itemized deduction worksheet** on page 2 of Form IT-203 and the instructions below to compute your New York itemized deduction. Compare the **line o** amount from the worksheet to your New York standard deduction amount from the standard deduction table, also on page 2. For greater tax savings, enter the **larger** of these amounts on line 33 and mark an **X** in the appropriate box, **Standard** or **Itemized**.



Caution: If you are married and filing separate returns (filing status Ⓒ), both of you must take the standard deduction unless both of you itemized deductions on your federal returns and both of you elect to itemize deductions on your New York returns.

Note: If you paid qualified college tuition expenses, your New York itemized deduction may be increased to an amount greater than your New York standard deduction as shown in the table on Form IT-203. You should complete the New York State itemized deduction worksheet on Form IT-203 to determine if your allowable New York itemized deduction is greater than your standard deduction.

New York itemized deduction overview — The starting point in computing your New York itemized deduction amount is your federal itemized deductions from federal *Schedule A*. However, differences between federal and New York State tax laws make it necessary to make certain adjustments to your federal itemized deductions in computing your New York itemized deduction.

The subtraction adjustments on line i of the NYS itemized deduction worksheet reflect the fact that New York does not allow certain federal itemized deductions such as the federal deduction for state and local income taxes. Because of limits on certain federal deductions, and the overall limit on federal itemized deductions applicable to higher income taxpayers, it may be necessary for you to complete one or more worksheets to determine the amount of the New York subtraction adjustment.

Addition adjustments on lines k and l of the NYS itemized deduction worksheet reflect the fact that New York allows certain deductions that are not allowed for federal purposes such as expenses for qualified college tuition expenses and expenses related to income that is exempt from federal tax but subject to New York tax.

Also, further adjustments may be required if you are subject to the New York itemized adjustment for higher income taxpayers (line n of the NYS itemized deduction worksheet).

Before you begin: Locate your federal *Schedule A*, and, if you were required to complete it, the federal itemized deduction worksheet in the instructions for Form 1040.

New York State itemized deduction worksheet instructions (page 2, Form IT-203)

Lines a through h

Enter the amounts from the designated lines of your federal *Schedule A* (Form 1040).

Line i — Subtraction adjustments A through F

To compute your New York itemized deduction, you must subtract certain amounts deducted on your federal return that cannot be deducted on your state return. Follow these steps:

1. Add the amounts of the adjustments described in items A through F. If this total includes any of the adjustments described in items B through F, list them on a separate piece of paper marked **Itemized deduction worksheet-subtraction adjustments**. Identify the amount of each adjustment by letter (B through F) and attach that paper to your return.
 - A State, local, and foreign **income** taxes from federal *Schedule A*, lines 5 and 8.
 - B Ordinary and necessary expenses paid or incurred in connection with income, or property held for the production of income, which is exempt from New York income tax but only to the extent included in total federal itemized deductions.
 - C Amortization of bond premium attributable to 2006 on any bond whose interest income is exempt from New York income tax, but only to the extent included in total federal itemized deductions.
 - D Interest expense on money borrowed to purchase or carry bonds or securities whose interest is exempt from New York income tax, but only to the extent included in total federal itemized deductions.
 - E If you are a shareholder of a federal S corporation that could elect but did not elect to be a New York S corporation, any S corporation deductions included in your total federal itemized deductions. If an S corporation short year is involved, you must allocate those deductions.
 - F Premiums paid for long-term care insurance to the extent deducted in determining federal taxable income (from line 5 of **Worksheet 1** below).

Worksheet 1

Long-term care adjustment

1. Amount of long-term care premiums included on federal Schedule A, line 1 1. _____
2. Amount from federal Schedule A, line 1... 2. _____
3. Divide line 1 by line 2 and round to the fourth decimal place 3. _____
4. Amount from federal Schedule A, line 4... 4. _____
5. Multiply line 4 by line 3 5.

2. If the amount on Form IT-203, line 18, *Federal amount* column is **\$150,500 or less** (\$75,250 if married filing separately), enter the total of your subtraction adjustments on **line i**.

(continued)

3. If the amount on Form IT-203, line 18, *Federal amount* column is greater than \$150,500 (\$75,250 if married filing separately) you must complete **Worksheet 2** below.

Worksheet 2	
1. Enter amount from line 11 of the federal itemized deduction worksheet in the instructions for line 28 of federal Form 1040, Schedule A	1. _____
2. Enter amount from federal itemized deduction worksheet, line 3.....	2. _____
3. Divide line 1 by line 2 and round to the fourth decimal place	3. _____
4. Amount of subtraction adjustment A (described on page 37)	4. _____
5. Amount of subtraction adjustments B and C described on page 37 that are included in total federal itemized deductions from federal Schedule A, line 28, before any federal disallowance. Also include that portion of the deductions under subtraction adjustment E that is included in lines 18, 26, and 27 of federal Schedule A (e.g., contributions)	5. _____
6. Add line 4 and line 5.....	6. _____
7. Multiply line 6 by line 3	7. _____
8. Subtract line 7 from line 6	8. _____
9. Enter the amount of subtraction adjustments D and E described on page 37, excluding that portion of E included in line 5 above	9. _____
10. Enter the amount from Worksheet 1 , line 5.....	10. _____
11. Add lines 8, 9, and 10. Enter the total on Form IT-203, itemized deduction worksheet, line i....	11. <input style="width: 50px; height: 20px;" type="text"/>

Partners — Include on **line i** the subtractions described on page 37 that apply to your share of partnership deduction items (if not included in your New York subtractions on Form IT-203). Obtain your share of partnership items from the partnership.

S corporation shareholders — If you are a shareholder of a federal S corporation that is a New York S corporation, or if you were not eligible to make the election to treat your corporation as a New York S corporation because the corporation is not subject to Article 9-A, general business corporation franchise tax, or Article 32, banking corporation franchise tax, include on **line i** subtractions B, C, D, and F described on page 37 that apply to your pro rata share of S corporation items of income, loss or deduction. If the election to be a New York S corporation terminated during the tax year, you must allocate those items. Obtain your share of S corporation items from the S corporation.

If you are a shareholder of a federal S corporation that could, but did not, elect to be a New York S corporation, include subtraction E only.

Line j

Subtract line i from line h and enter the result.

If you made no entry on line i, enter the amount from line h on line j.

Line k

Enter the amount from Form IT-203-B, Schedule C, line 1. You must first complete all of Schedule C in order to compute the college tuition itemized deduction. If you fail to complete Schedule C, your college tuition itemized deduction could be disallowed. See the instructions for Schedule C on page 56.

Line l — Addition adjustments G, H, and I

In computing your New York itemized deduction, you may add certain amounts that you were not entitled to deduct on your federal return but that you may deduct on your New York State return.

List any of the addition adjustments below that apply to you on a separate piece of paper marked **Itemized deduction worksheet - addition adjustments**. Identify the amount of each adjustment that applies to you by item letter (G, H, and I). Add all of your addition adjustments and enter the total on **line l**. Attach that paper to your return.

- G Interest expense on money borrowed to purchase or carry bonds or securities whose interest is subject to New York income tax, but exempt from federal income tax, if this interest expense was not deducted on your federal return or shown as a New York subtraction.
- H Ordinary and necessary expenses paid or incurred during 2006 in connection with income, or property held for the production of income, which is subject to New York income tax but exempt from federal income tax, if these expenses were not deducted on your federal return or shown as a New York subtraction.
- I Amortization of bond premium attributable to 2006 on any bond whose interest income is subject to New York income tax, but exempt from federal income tax, if this amortization was not deducted on your federal return or shown as a New York subtraction.

Partners — Include on **line l** the additions described above that apply to your share of partnership deduction items (if not included in your New York additions on Form IT-203). Obtain your share of partnership items from the partnership.

S corporation shareholders — If you are a shareholder of a federal S corporation that is a New York S corporation for the tax year, or if you were not eligible to make the election to treat your corporation as a New York S corporation because the corporation is not subject to Article 9-A, general business corporation franchise tax, or Article 32, banking corporation franchise tax, include on line l additions G through I, described above, that apply to your pro rata share of S corporation items of income, loss, or deduction. If the election to be a New York S corporation terminated during the tax year, you must allocate those items. Obtain your share of S corporation items from the S corporation.

Line m

Add lines j, k, and l enter the total on line m.

If you made no entry on lines k and l, enter the amount from line j on line m.

Step 6 — Compute your taxes

Line 38 — New York State tax

Is **line 32** (your New York AGI) \$100,000 or less?

If **Yes**, find your New York State tax using the *New York State Tax Table* on pages 69 through 76, or if **line 37** is \$65,000 or more, use the *New York State tax rate schedule* on page 78. Enter the tax due on line 38.

If **No**, see *Tax Computation — New York AGI of more than \$100,000*, on page 77.

Line 39 — New York State household credit

If you marked the **Yes** box at item (C) on the front of Form IT-203, you do not qualify for this credit and should go to line 40. If you marked **No**, use the appropriate table below or on page 41 to determine the amount to enter on line 39.

- **Filing status ① only (Single)** - Use *New York State household credit table 1* below.
- **Filing status ②, ④ and ⑤** - Use *New York State household credit table 2* below.
- **Filing status ③ only (Married filing separate return)** - Use *New York State household credit table 3* on page 41.

New York State household credit table 1

Filing status ① only (Single)

If Form IT-203, line 18, <i>Federal amount</i> column is over:	but not over	enter on Form IT-203, line 39:
\$	\$ 5,000 *	\$75
5,000	6,000	60
6,000	7,000	50
7,000	20,000	45
20,000	25,000	40
25,000	28,000	20
28,000	No credit is allowed; do not make an entry on Form IT-203, line 39.	

* This may be any amount up to \$5,000, including 0 or a negative amount.

New York State household credit table 2

Filing status ②, ④ and ⑤

If Form IT-203, line 18, <i>Federal amount</i> column is over:	but not over	And the number of exemptions from your <i>Dependent exemption worksheet</i> , line c, page 39 (married 1040EZ filers use column 2), is:							
		1	2	3	4	5	6	7	over 7**
\$	\$ 5,000*	\$90	105	120	135	150	165	180	15
5,000	6,000	75	90	105	120	135	150	165	15
6,000	7,000	65	80	95	110	125	140	155	15
7,000	20,000	60	75	90	105	120	135	150	15
20,000	22,000	60	70	80	90	100	110	120	10
22,000	25,000	50	60	70	80	90	100	110	10
25,000	28,000	40	45	50	55	60	65	70	5
28,000	32,000	20	25	30	35	40	45	50	5
32,000	No credit is allowed; do not make an entry on Form IT-203, line 39.								

* This may be any amount up to \$5,000, including 0 or a negative amount.

** For each exemption over 7, add amount in this column to column 7 amount.

New York State household credit table 3
Filing status ③ only (Married filing separate return)

If Form IT-203, line 18 *, Federal amount column total from both returns is:**

And the number of exemptions from both Dependent exemption worksheets, line c, page 39, is:

Over	but not over	Enter on Form IT-203, line 39:							
		1	2	3	4	5	6	7	over 7**
\$	\$ 5,000*	\$45	52.50	60	67.50	75	82.50	90	7.50
5,000	6,000	37.50	45	52.50	60	67.50	75	82.50	7.50
6,000	7,000	32.50	40	47.50	55	62.50	70	77.50	7.50
7,000	20,000	30	37.50	45	52.50	60	67.50	75	7.50
20,000	22,000	30	35	40	45	50	55	60	5
22,000	25,000	25	30	35	40	45	50	55	5
25,000	28,000	20	22.50	25	27.50	30	32.50	35	2.50
28,000	32,000	10	12.50	15	17.50	20	22.50	25	2.50
32,000	No credit is allowed; do not make an entry on Form IT-203, line 39.								

* This may be any amount up to \$5,000, including 0 or a negative amount.
 ** For each exemption over 7, add amount in this column to column 7 amount.
 *** If spouse is filing Form IT-201, use the amount from Form IT-201, line 18.

Line 41 — New York State child and dependent care credit

Did you qualify to claim the **federal** child and dependent care credit for 2006 (whether or not you actually claimed it)?

If **No**, you do not qualify for this credit. Go to line 42.

If **Yes**, complete Form IT-216, *Claim for Child and Dependent Care Credit*, and transfer the amount from Form IT-216 to Form IT-203, line 41. Attach Form IT-216 to your return.

For more information, see the instructions for Form IT-216.

Line 43 — New York State earned income credit

Did you claim the **federal** earned income credit for 2006 on your federal income tax return?

If **No**, you do not qualify for this credit. Go to line 44.

If **Yes**, complete Form IT-215, *Claim for Earned Income Credit*, and transfer the amount from Form IT-215 to Form IT-203, line 43. Attach Form IT-215 to your return. For more information, see the instructions for Form IT-215.

If the IRS is computing your federal earned income credit, write **EIC** in the white area to the left of the money column and leave the money column blank on line 43. You must complete Form IT-203, lines 45, 47, 49, 51 through 57, and 60 through 65, but **do not complete** lines 66 through 71.

Complete Form IT-215, lines 1 through 9 (and lines 21, 23, and 24, if you are a part-year resident), and attach it to your return. The Tax Department will compute your New York State earned income credit and the resulting refund or amount due.

If you are due a refund, we will send you the refund along with an explanatory statement. If you owe tax, you will receive a bill that must be paid within 21 days, or by April 16, 2007 (April 17, 2007, if you file your federal return at the IRS Service Center in Andover, MA), whichever is later.

Line 45 — Income percentage

To compute your income percentage, divide the amount from line 31 in the *New York State amount* column by the amount from line 31 in the *Federal amount* column. (These amounts must be entered in the boxes to the left of line 45.) **Round the result to the fourth decimal place.** For example, if the amounts used were \$12,000 divided by \$36,000, the result would be .3333. Enter this decimal on line 45; **do not convert to a percentage.**

If the amount on line 31 in either the *Federal amount* column or *New York State amount* column is zero or less, enter **0** on line 45.

If the amount on line 31 in the *New York State amount* column is more than the amount on line 31 in the *Federal amount* column, **the income percentage will be more than 100%**. For example, if the amounts used were \$25,000 divided by \$15,000, the result would be 1.6667.

If you used Form IT-230, Part 2, you must complete the *Nonresident and part-year resident income percentage schedule* on page 3 of Form IT-230-1, *Instructions for Form IT-230*, to compute the income percentage to enter on line 45.

Line 47 — New York State nonrefundable credits

See the credit charts beginning on page 6 for a list of nonrefundable credits. If you are claiming any nonrefundable credits, complete the appropriate credit forms and Form IT-203-ATT. Transfer the amount of nonrefundable credits to line 47. **You must attach the completed credit forms and Form IT-203-ATT to your return.**

Line 49 — Net other New York State taxes

See the *Other credits and taxes* chart on pages 53 and 54. If you are subject to any other taxes, complete the appropriate forms and Part 2 of Form IT-203-ATT. Transfer the total amount of net other New York State taxes to line 49. **You must attach the completed forms and Form IT-203-ATT to your return.**

Line 51 — Part-year New York City resident tax

If you were a New York City resident for part of 2006, complete Form IT-360.1, *Change of City Resident Status*, and attach it to your return. For more information see Form IT-360.1-I, *Instructions for Form IT-360.1*.

Line 52 — New York City minimum income tax

Enter your New York City minimum income tax. If you were a New York City resident for part of 2006 and you are subject to the New York State minimum income tax, you must also compute your New York City minimum income tax for that part of the year that you were a New York City resident on Form IT-220 and attach it to your return. For more information, see Form IT-220-I, *Instructions for Form IT-220*.

Line 53 — Yonkers nonresident earnings tax

Did you earn wages or conduct a trade or business in Yonkers either as an individual or as a member of a partnership? If **No**, go to line 54.

If **Yes**, complete Form Y-203, *Yonkers Nonresident Earnings Tax Return*. Enter the amount of tax on line 53 and attach Form Y-203 to your return.

Line 54 — Part-year Yonkers resident income tax surcharge

If you were a resident of Yonkers for part of 2006, complete Form IT-360.1, *Change of City Resident Status*. Enter the tax amount on line 54 and attach Form IT-360.1 to your return.

Line 56 — Sales or use tax

See pages 62 through 68 for information on New York State and local sales or use tax, and how to calculate sales or use tax due.

If you do not owe any New York State or local sales or use tax, you must enter 0 on line 56. Do not leave line 56 blank. Then continue with the instructions for line 57.

Step 7 — Add voluntary contributions**Line 57 (57a through 57g)**

You may make voluntary contributions to the funds listed below. Enter the whole dollar amount (no cents, please) of your contribution(s) in the amount boxes (lines 57a through 57g). Enter the total amount of all your contributions combined on line 57.



Caution: Your contribution(s) will reduce your refund or increase your tax payment. You cannot change the amount(s) you give after you file your return.

Return a Gift to Wildlife

Your contribution will benefit New York's fish, wildlife, and marine resources, and you will receive a free issue of *Conservationist* magazine. For more information about New York State's environmental conservation programs go to www.dec.state.ny.us. For information about *Conservationist*, go to www.TheConservationist.org.

Missing and Exploited Children Clearinghouse (MECC) Fund (Missing/Exploited Children Fund)

Each year over 20,000 children are reported missing in New York State. Your contribution will benefit the New York State Missing and Exploited Children Clearinghouse. This organization works with police agencies and parents to locate missing children and to promote child safety through education. Contributions are used to distribute educational materials, disseminate missing child alerts, and conduct investigative training for police officers. For additional information about services and free safety publications visit www.criminaljustice.state.ny.us or call 1 800 FIND-KID (346-3543). Also see Publication 40, *Missing Children and Young Adults*.

Breast Cancer Research and Education Fund (Breast Cancer Research Fund)

Your contributions to the Breast Cancer Research and Education Fund have supported ground-breaking research projects in New York State. More dollars will support more studies that bring us closer to the cures and prevention of breast cancer. Help make breast cancer a disease of the past. Your contribution will be used to fund important biomedical research studies and education projects. New York State will match your contribution to the Breast Cancer Research and Education Fund, dollar for dollar.

Alzheimer's Disease Assistance Fund (Alzheimer's Fund)

Contributions to this fund support services provided by the Alzheimer's Disease Assistance Program administered by the New York State Department of Health. This program is designed to provide education, counseling, respite, support groups, and other supportive services to people with Alzheimer's disease, their families, caregivers, and health care professionals.

United States Olympic Committee/Lake Placid Olympic Training Center (Olympic Fund)

Contributions to this fund help support the Olympic Training Center in Lake Placid. The \$16 million complex is one of just three U.S. Olympic training centers in the United States. The center is used primarily by U.S. athletes who are training to compete in the future winter Olympic sports of bobsled, biathlon, luge, speed skating, figure skating, ice hockey, and skiing. In addition to these winter sports, athletes use the facilities for certain summer Olympic sports that include mountain biking, volleyball, handball, canoe/kayak, rhythmic gymnastics, boxing, and certain paralympic sports. Individual contributions must be \$2. If you are married filing jointly and your spouse also wants to contribute, enter \$4.

Prostate Cancer Research, Detection, and Education Fund (Prostate Cancer Research Fund)

Your contribution will benefit the New York State Coalition to Cure Prostate Cancer. The coalition coordinates and manages prostate cancer research, detection, and education efforts in our state. New York State will match your contribution to the Prostate Cancer Research, Detection, and Education Fund, dollar for dollar.

World Trade Center Memorial Foundation Fund (WTC Memorial Fund)

Your contribution this year to the World Trade Center Memorial Foundation Fund will help build the Memorial and Memorial Museum which will commemorate and honor the thousands of people who died in the attacks of September 11, 2001, and February 26, 1993. The Memorial will recognize the endurance of those who survived, the courage of those who risked their lives to save others, and the compassion of all who supported us in our darkest hours. Help New York State, the nation, and the world remember by making a contribution. For more information go to www.buildthememorial.org.

Step 8 — Enter your payments and credits

Line 60 — Part-year New York City school tax credit

If you marked the **Yes** box at item C on the front of Form IT-203, you do not qualify for this credit. Go to line 61. If you marked **No**, compute your credit using the chart below. At item E on the front page of your Form IT-203, be sure you have entered the number of months you, and your spouse if applicable, lived in New York City.

If you are filing status ①, ③, or ④, compute your credit using the second column in the tax credit proration chart.

If you are filing status ⑤, compute your credit using the third column in the tax credit proration chart.

If you are filing status ②, and both spouses were part-year city residents, compute your credit using the third column in the tax credit proration chart. If both spouses do not have the same city resident period, compute the credit using the spouse with the longer city resident period.

Example 1: *You were a 5-month New York City resident and your spouse was an 8-month New York City resident, and you marked filing status ②, married filing joint return. You are entitled to a credit of \$153.33 (using the 8-month period).*

If one spouse was a New York City part-year resident and the other spouse was a city nonresident for the entire year, determine the part-year resident's credit using the second column and filing status ③. The nonresident spouse may not take a credit.

Example 2: *You were a 5-month New York City resident and your spouse was a full-year New York City nonresident, and you marked filing status ②, married filing joint return. You are entitled to a credit of \$95.83 (using the second column and the 5-month period).*

Part-year New York City school tax credit proration chart

Resident period (# of months)	Filing status ①, ③ and ④ only	Filing status ② and ⑤ only
1	\$ 9.58	\$ 19.17
2	19.17	38.33
3	28.75	57.50
4	38.33	76.67
5	47.92	95.83
6	57.50	115.00
7	67.08	134.17
8	76.67	153.33
9	86.25	172.50
10	95.83	191.67
11	105.42	210.83
12	115.00	230.00

Line 61 — Other refundable credits

See the credit charts beginning on page 6 for a listing of credits that can be refunded. If you are claiming any refundable credits, complete the appropriate credit forms and Form IT-203-ATT. Transfer the amount of refundable credits to line 61. **You must attach the completed credit forms and Form IT-203-ATT to your return.**

Lines 62, 63, and 64 — Total New York State, New York City, and Yonkers tax withheld

If you received any federal Form(s) W-2, *Wage and Tax Statement*, you must complete Form(s) IT-2, *Summary of Federal Form W-2 Statements*. In addition, if you received foreign earned income but did not receive a federal Form W-2, you must complete Form IT-2. If you had New York State, New York City, or Yonkers **tax withheld** from annuities, pensions, retirement pay or IRA payments, you must complete Form(s) IT-1099-R, *Summary of Federal Form 1099-R Statements*.

Enter on the appropriate line your total New York State, New York City, and Yonkers tax withheld from:

- Form(s) IT-2;
- Form(s) IT-1099-R; **and**
- New York State lottery distributions.

Attach Form(s) IT-2 and Form(s) IT-1099-R to page 4 of your Form IT-203. If you had any NYS lottery distributions, attach federal Form W-2G as well. Do not attach federal Form W-2 or Form 1099-R to your return. Keep copies of your Form(s) IT-2, IT-1099-R, and W-2 for your records.

Check your withholding for 2007



Caution: If, after completing your 2006 tax return, you want to change the amount of tax withheld from your paycheck, complete Form IT-2104, *Employee's Withholding Allowance Certificate*, and give it to your employer.

If your income is subject to allocation and you want to have your withholding adjusted to reflect the allocation, complete Form IT-2104.1, *New York State, City of New York, and City of Yonkers Certificate of Nonresidence and Allocation of Withholding Tax*, and give it to your employer.

If you change residence, or if you are a nonresident and the percentage of services you perform within the state or city changes substantially, you must notify your employer within 10 days.

Line 65 — Total estimated tax payments and amount paid with Form IT-370

Enter the total of:

- Your 2006 estimated income tax payments for New York State, New York City, and Yonkers (include your last installment even if paid in 2007). If you marked filing status ② but made separate 2006 estimated income tax payments (Form IT-2105), enter your combined total estimated income tax paid;
- Any amount of estimated income tax paid with Form IT-2663, *Nonresident Real Property Estimated Income Tax Payment Form*, and Form IT-2664, *Nonresident Cooperative Unit Estimated Income Tax Payment Form*, and any amount of estimated income tax paid on your behalf by a partnership, S corporation, or LLC of which you are a partner, shareholder, or member;
- Any amount of overpayment from your 2005 return that you applied to your 2006 estimated income tax (if this amount was adjusted by the Tax Department, use the adjusted amount); **and**
- Any amount you paid with Form IT-370, *Application for Automatic Six-Month Extension of Time to File for Individuals*. If you marked filing status ② but you and your spouse filed separate Forms IT-370, enter the total amount you and your spouse paid.

Do not include any amounts you paid for the New York City unincorporated business tax. File Form NYC-202, *New York City Unincorporated Business Tax Return*, directly with the New York City Department of Finance.

You can check your balance and reconcile your estimated income tax account by going to www.nystax.gov and clicking on *Electronic Services*, or by writing us at:

NYS TAX DEPARTMENT
ESTIMATED TAX UNIT
W A HARRIMAN CAMPUS
ALBANY NY 12227

If you are a beneficiary of an estate or trust and are claiming your portion of any payment of estimated income taxes allocated to you by the estate or trust, include your amount on line 65 and attach a copy of the notification issued by the estate or trust to the front of your return. This notification must include the name and identifying number of the estate or trust and the amount allocated to you.

Step 9 — Calculate your refund or the amount you owe

Line 67 — Amount overpaid

If you have to pay an estimated income tax penalty (see line 71 instructions below), subtract the penalty from the overpayment and enter the net overpayment on line 67.

Your net overpayment can be:

1. refunded to you (enter amount on line 68);
2. deposited directly into your bank account (enter amount on line 68 and see the instructions for line 72 on page 46);
3. applied to your 2007 estimated income tax (enter on line 69);
or
4. divided between options (1) and (3), or (2) and (3).

If your estimated income tax penalty on line 71 is greater than your overpayment on line 67, enter the difference on line 70.

Line 68 — Your refund

Enter the amount of overpayment that you want refunded to you. If you want a fast direct deposit, you must supply the information requested on line 72.

You must file a return to get a refund. The Tax Department will not refund an amount of one dollar or less unless you attach a signed request to your return.

Collection of debts from your refund

We will keep all or part of your overpayment (refund) if you owe a New York State tax liability or a New York City or Yonkers personal income tax liability, if you owe past-due support or a past-due legally enforceable debt to the IRS, to a New York State agency, or to another state, if you defaulted on a guaranteed student, state university, or city university loan, or if you owe a New York City tax warrant judgment debt. We will refund any amount that exceeds your debt.

A New York State agency includes any state department, board, bureau, division, commission, committee, public authority, public benefit corporation, council, office, or other entity performing a governmental or proprietary function for the state or a social services district.

If you have questions about whether you owe a past-due legally enforceable debt to the IRS, to another state, or to a New York State agency, contact the IRS, the other state, or the New York State agency.

For New York State tax liabilities or New York City or Yonkers personal income tax liabilities, call 1 800 835-3554 (from areas outside the U.S. and outside Canada, call (518) 485-6800) or write to: NYS Tax Department, Tax Compliance Division, W A Harriman Campus, Albany NY 12227.

For information relating to a New York City tax warrant judgment debt, call (212) 232-3550.

Disclaiming of spouse's debt

If you marked filing status ② and you do not want to apply your part of the overpayment to your spouse's debt because you are not liable for it, complete Form IT-280, *Nonobligated Spouse Allocation*, and attach it to your original return. We need the information on Form IT-280 to process your refund as quickly as possible. You cannot file an amended return to disclaim your spouse's debt after you have filed your original return.

We will notify you if we keep your overpayment because of a past-due legally enforceable debt to the IRS. You cannot use Form IT-280 to disclaim liability for a legally enforceable debt to the IRS. Instead you must file federal Form 8379, *Injured Spouse Claim and Allocation*, with the IRS. Also, you cannot use Form IT-280 to disclaim liability for a joint tax liability owed to another state where your refund is subject to an agreement between states for mutual offset of tax refunds and tax liabilities. You must contact the other state to resolve your responsibility for the asserted liability.

Line 69 — Estimated tax

Enter the amount of overpayment from line 67 that you want applied to your New York State, New York City, and Yonkers estimated income tax for 2007. The total of lines 68 and 69 should equal the amount on line 67.

If you choose to apply all or part of your overpayment to your 2007 estimated income tax, you generally cannot change that decision after April 16, 2007 (April 17, 2007, if you file your federal return at the IRS Service Center in Andover, MA).

Line 70 — Amount you owe

Enter on line 70 the amount of tax you owe plus any estimated income tax penalty you owe (see line 71 instructions). To avoid other penalties and interest, pay any tax you owe by April 16, 2007 (April 17, 2007, if you file your federal return at the IRS Service Center in Andover, MA).

For additional information on penalties and interest, see Publication 88, *General Income Tax Information for New York State Nonresidents and Part-Year Residents*.

Line 71 — Estimated tax penalty

Begin with these steps to determine if you may owe an estimated income tax penalty.

1. Locate the amount of your 2005 New York AGI as shown on your 2005 return;
2. Locate the amount of your 2005 New York income tax; **then**
3. Calculate the amount of your 2006 prepayments (the amount of withholding and estimated tax payments you have already made for 2006).

In general, you are not subject to a penalty if your 2006 prepayments equal at least 100% of your 2005 income tax. However:

- If your 2005 New York AGI was more than \$150,000 (or \$75,000 if you are married filing separately) and you are not a farmer or a fisherman, your prepayments must equal at least 110% of your 2005 income tax based on a 12 month return;
- You may owe a penalty if line 70 is \$300 or more and represents more than 10% of the income tax shown on your 2006 return; **and**
- You may owe a penalty if you underpaid your estimated income tax liability for any payment period.

For more information, see Form IT-2105.9, *Underpayment of Estimated Income Tax by Individuals and Fiduciaries*.

If you owe an estimated income tax penalty, enter the penalty amount on line 71. Also add the same amount to any tax due and enter the total on line 70. It is possible for you to owe an estimated income tax penalty and also be due a refund. In that case, subtract the estimated income tax penalty amount from the overpayment and enter the net result on line 67. **Do not include any other penalty or interest amounts on line 67.** Be sure to attach Form IT-2105.9 to your return.

Payment options

By check or money order

If you owe more than one dollar, include full payment with your return. Make check or money order payable to **New York State Income Tax** and write your social security number and **2006 Income Tax** on it. Do not send cash.

By credit card

You can use your American Express Cards®, Discover®/Novus®, MasterCard®, or Visa® to pay the amount you owe on your 2006 New York State income tax return. You can pay your income taxes due with your return by credit card using a touch-tone phone or through the Internet. The credit card service provider **will charge** you a convenience fee to cover the cost of this service, and you will be told the amount before you confirm the credit card payment. Please note that the convenience fee, terms, and conditions may vary between the credit card service providers. These are the same credit card service providers that have agreements with the IRS to process income tax payments.

You can make your payment by credit card regardless of how you file your income tax return. For returns filed before the due date, you can make credit card payments any time up to the due date. For returns filed on or after the due date, you should make your credit card payment at the same time you file your return. Credit cards cannot be used to pay any tax due on an amended return.

You can pay your income taxes due with your return using either of the two credit card service providers listed below.

You can also connect to either of these Web sites by going to the Tax Department's Web site at www.nystax.gov and clicking on *Electronic Services*.

Official Payments Corp.sm
Call toll free **1 800 2PAYTAXsm**
(1 800 272-9829), or
Visit their Web site at
www.officialpayments.com

OR

Link2Gov Corporation
Call toll free **1 866 TAXESNY**
(1 866 829-3769), or
Visit their Web site at
www.nytaxpayment.com

Whether paying by telephone or through the Internet, follow the simple instructions to enter personal identifying information, the credit card number and expiration date, and the amount of the payment (**line 70 of Form IT-203**). Have a copy of your completed New York State income tax return available. You will be told the amount of the convenience fee that the credit card service provider will charge you to cover the cost of this service. At this point you may elect to accept or cancel the credit card transaction.

If you accept the credit card transaction you will be given a confirmation number. Please keep this confirmation number as proof of payment.

For additional information go to www.nystax.gov and click on *Electronic Services*.

By automatic bank withdrawal

You may authorize the Tax Department to make an electronic funds withdrawal from your bank account.

File now/Pay later! You must specify a future payment date up to and including April 17, 2007. If you file before April 17, money will not be withdrawn from your account before the date you specify. To avoid interest and penalties, you must authorize a withdrawal on or before the filing deadline. If you designate a weekend or a bank holiday, the payment will be withdrawn the next business day. See line 72 instructions on page 46.

Unable to pay?

To avoid interest and penalty charges, you must file and pay the amount due by April 16, 2007 (April 17, 2007, if you file your federal return at the IRS Service Center in Andover, MA).

If you cannot pay in full, you should file your return on time, and pay as much of the tax due as possible by check, money order, or automatic bank withdrawal. Also consider alternative payment methods such as a commercial or private loan, or a credit card transaction to pay any remaining balance.

You will be billed for any unpaid tax plus interest (see *Amount you owe* on page 44). Pay the bill immediately if you can; if you cannot, call the number provided on the bill to make other arrangements. If you fail to pay the amount due, New York State may file a tax warrant, seize your assets, and/or garnishee your wages to ensure payment.

Line 72 — Account information

Are you requesting direct deposit of your refund to, or automatic withdrawal of your taxes from, your bank account? If **No**, go to Step 10.

If **Yes**, you must mark the appropriate box at line 72 and supply the information requested for lines 72a, b, and c.

The following requirements apply to both direct deposit and electronic funds withdrawal:

Enter your bank's 9-digit routing number on line 72a. If the first two digits are not 01 through 12, or 21 through 32, the transaction will be rejected. On the sample check below, the routing number is 090090099.

If your check states that it is payable through a bank different from the one where you have your checking account, **do not** use the routing number on that check. Instead, contact your bank for the correct routing number to enter on line 72a.

Enter your account number on line 72b. The number can be up to 17 characters (both numbers and letters). Include hyphens (-) but omit spaces and special symbols. Enter the number from left to right and leave any unused boxes blank.

On line 72c, mark an **X** in the box for the type of account, checking or savings.

- If you mark *Checking*, enter the account number shown on your checks. (On the sample check below, the account number is 1357902468. **Do not** include the check number.)
- If you mark *Savings*, you can get your savings account number from a preprinted savings account deposit slip, your passbook or other bank records, or from your bank.

If you encounter any problem with direct deposit to, or electronic withdrawal from, your account, call toll free 1 800 225-5829. Please allow six to eight weeks for processing your return.

Refund — Direct deposit

Mark an **X** in the box for *Refund* on line 72.

The Tax Department will not notify you that your refund has been deposited. However, if the amount we deposit is different from the amount of refund you claimed, we will send you a written explanation of the adjustment within two weeks from the date your refund is deposited.

We will make every effort to comply with your request for direct deposit. However, we cannot be responsible when a bank refuses a direct deposit. Some banks, for example, do not allow a joint refund to be deposited into an individual account. You can contact your bank to confirm routing and account numbers and to make sure that it will accept your deposit. If we cannot make the direct deposit for any reason, we will send a check to the mailing address on your return.

Owe — Electronic funds withdrawal

Mark an **X** in the box for *Owe* on line 72 and enter the date you want the Tax Department to make an electronic funds withdrawal from your bank account.

The Tax Department will only use electronic funds withdrawal for the one tax payment you have authorized. Your confirmation will be your bank statement that includes a *NYS Tax Payment* line item. If we determine that the amount you owe is different from the amount claimed on your return, we will only withdraw less than or equal to the amount you have claimed. We will send you a bill for any additional amount owed, which may include penalty and interest.

If your bank returns your electronic funds withdrawal (due to insufficient funds, incorrect bank account information, closed accounts, etc.), the Tax Department will send a notification letter to the mailing address on your return. You will need to submit a check or money order to the address on the notification, or you may elect to pay by credit card (see page 45).

We will make every effort to comply with your request for electronic funds withdrawal. However, we cannot be responsible when a bank refuses an electronic funds withdrawal. You can contact your bank to confirm routing and account numbers and to make sure that it will accept the withdrawal.

If for any reason we cannot comply with your request for electronic funds withdrawal, we will send a notice to the mailing address on your return.



Caution: If you complete the entries for electronic funds withdrawal, **do not** send a check or money order for the same amount due unless you receive this notice.

JOHN SMITH
MARY SMITH
 999 Maple Street
 Someplace, NY 10000

Date _____

Pay to the Order of _____ \$ _____

SOME BANK
 Someplace, NY 10000

For _____

Routing Number (line 72a): 090090099

Account Number (line 72b): 1357902468

1234

15-0000/0000

1234 Dollars

Do not include the check number

Note: The routing and account numbers may appear in different places on your check.

Step 10 — Enter your additional information



Caution:
Be sure to complete line 73 or line 74.

Additional information	
73 Part-year residents only:	If you were a NYS resident for only part of the year, enter date of last move (mm-dd-yyyy) ▶ <input type="text"/> <input type="text"/> <input type="text"/> <input type="text"/> <input type="text"/> <input type="text"/> <input type="text"/> <input type="text"/> <input type="text"/> <input type="text"/>
Mark an X in the box that describes your situation on the last day of the tax year:	
a Moved into New York State.....	<input type="checkbox"/> a.
b Moved out of New York State; received income from NYS sources during nonresident period	<input type="checkbox"/> b.
c Moved out of New York State; received no income from NYS sources during nonresident period....	<input type="checkbox"/> c.
74 Nonresidents: Did you or your spouse maintain living quarters in NYS in 2006?	Yes <input type="checkbox"/> No <input type="checkbox"/>
<i>(If Yes, complete Form IT-203-B, Schedule B, and attach form.)</i>	

Line 73 — Part-year residents

If you were a New York State resident for part of the year, enter the date you moved in the appropriate box, and mark an **X** in the box that describes your situation on the last day of the tax year.

Line 74 — Nonresidents

Did you maintain living quarters in New York State?

If you or your spouse had living quarters available for your use in New York State during any part of 2006, mark an **X** in the Yes box and complete Schedule B on Form IT-203-B.

These living quarters would include a house, apartment, co-op or any other living quarters maintained or paid for by you or your spouse, or any New York State living quarters **maintained for your primary use** by another person, family member or employer.

For an example of living quarters maintained for your primary use, see the instructions for Form IT-203-B, Schedule B, on page 55.

Note: If you marked the Yes box, and you spend 184 days or more (any part of a day is a day for this purpose) in New York State, you may be considered a resident for New York State income tax purposes. See the definition of *Resident, nonresident and part-year resident* on page 58 of these instructions.

In addition, if you marked the Yes box and the living quarters were located in New York City or Yonkers, you may also be considered a resident of New York City or Yonkers for income tax purposes.

If you meet the definition of a resident of New York State, New York City, or Yonkers, you may not file Form IT-203. You must file using either Form IT-150, *Resident Income Tax Return (short form)*, or Form IT-201, *Resident Income Tax Return (long form)*.

If you are in the military and did not maintain a permanent place of abode within the state, attach a statement to that effect to your return (see Publication 361, *New York State Income Tax Information for Military Personnel and Veterans*).

Step 11 — Sign and date your return

The diagram shows a portion of Form IT-203 with three main sections labeled:

- Part A:** Third-party designee. This section includes a question: "Do you want to allow another person to discuss this return with the Tax Dept? (see page 48) Yes (complete the following) No ". Below this are fields for "Designee's name", "Designee's phone number", and "Personal identification number (PIN)".
- Part B:** Paid preparer's use only. This section includes "Preparer's signature", "Firm's name (or yours, if self-employed)", "Address", "SSN or PTIN", "Employer identification number", "Mark an X if self-employed", and "Date".
- Part C:** Taxpayer(s) sign here. This section includes "Your signature", "Your occupation", "Spouse's signature and occupation (if joint return)", "Date", and "Daytime phone number".

Part A — Third-party designee

Do you want to authorize a friend, family member, or any other person (third-party designee) to discuss your 2006 tax return with the New York State Tax Department?

If **No**, mark an **X** in the **No** box and go to Part B.

If **Yes**, mark an **X** in the **Yes** box. Enter the designee's name, phone number, and any five numbers the designee chooses as his or her personal identification number (PIN). If you want to authorize the paid preparer who signed your return to discuss it with the Tax Department, just enter **Preparer** and the preparer's phone number in the spaces for the designee's name and phone number (you do not have to provide a PIN).

If you mark the **Yes** box, you (and your spouse, if filing a joint return) are authorizing the Tax Department to discuss with the designee any questions that arise during the processing of your return. You are also authorizing the designee to:

- give the Tax Department any information that is missing from your return;
- call the Tax Department for information about the processing of your return or the status of your refund or payment(s); **and**
- respond to certain Tax Department notices that you share with the designee about math errors, offsets, and return preparation. We will not send notices to the designee.

You are not authorizing the designee to receive your refund check, bind you to anything (including any additional tax liability), or otherwise represent you before the Tax Department. If you want the designee to perform those services for you, you must file Form POA-1, *Power of Attorney*. Copies of statutory tax notices or documents (such as a *Notice of Deficiency*) will only be sent to your designee if you file Form POA-1.

A third-party designee authorization cannot be revoked. However, the authorization will end automatically on the due date (without regard to extensions) for filing your 2007 tax return. For most taxpayers, the due date will be April 15, 2008.

Part B — Paid preparer's signature

Did you pay someone to prepare your return?

If **No**, go to Part C.

If **Yes**, the paid preparer must also sign it and fill in the other blanks in the paid preparer's area of your return. A person who prepares your return and does not charge you should not fill in the paid preparer's area.

Note to paid preparers – When signing a taxpayer's New York State income tax return, you must enter the same identification number that you used on the taxpayer's federal income tax return. If you did not prepare a federal income tax return for the taxpayer, you must use your PTIN if you have one; otherwise, use your social security number. For additional information, see Publication 58, *Information for Income Tax Return Preparers*.

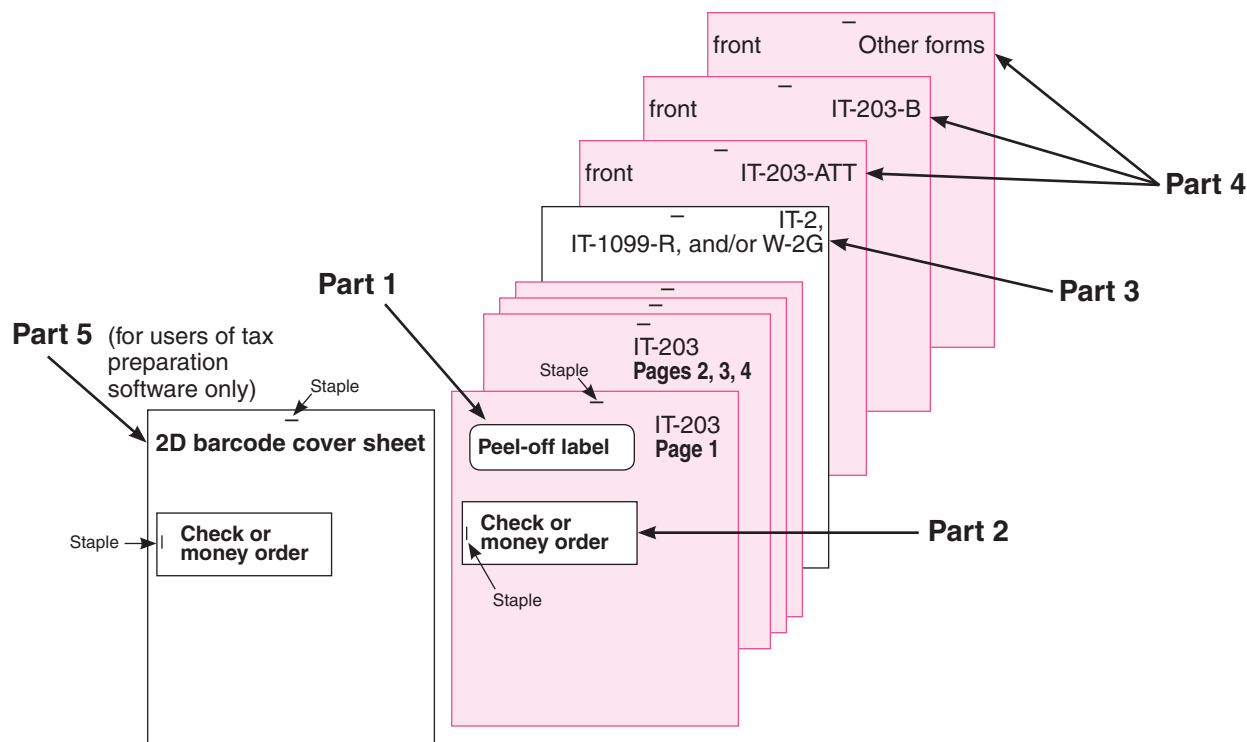
Part C — Your signature(s)

In the spaces provided at the bottom of page 4, sign and date your **original** return and enter your occupation. If you are married and filing a joint return, and you are not required to attach Form IT-203-C, you must both sign Form IT-203. If you are required to attach Form IT-203-C, only the spouse with New York source income must sign Form IT-203. **Your return cannot be processed** if you do not properly sign it and attach a signed Form IT-203-C, if required. Keep your signature(s) within the spaces provided.

If the return is for someone who died and there is no surviving spouse to sign it, print or type the name and address of the person signing it below the signature. For additional information about deceased taxpayers, see page 59.

Daytime phone number

This entry will enable the Tax Department to correct minor errors or omissions by calling you rather than writing or sending back your return.

Step 12 — Finish your return

Take a moment to go over the checklist on pages 50 and 51 to avoid common errors that may delay your refund. Then finish your return as shown below in Parts 1 through 7.

Part 1

Once you have completed and reviewed the return, attach your peel-off name-and-address label, if you have one, making any necessary corrections to the information. See Step 1 if you have a question.

Part 2

Staple payments, if any, to page 1 of your Form IT-203 where indicated.

Part 3

Staple Form(s) IT-2 (and IT-1099-R and federal W-2G if applicable) to page 4 of your Form IT-203.

Part 4

Staple any other forms, including Form IT-203-ATT, Form IT-203-B, and any correspondence and computation sheets of paper behind your Form(s) IT-2, IT-1099-R, or W-2G face up.

Part 5

Two-dimensional (2D) barcode cover sheet.

If your software package or preparer prints a 2D barcode cover sheet as page one of your Form IT-203, place the cover sheet face up, on the top of the front page of Form IT-203, and staple the entire return at the top of the cover sheet. Staple payments, if any, to the front of the 2D barcode cover sheet where indicated. If you need to change and reprint your return, also be sure to reprint the 2D barcode cover sheet.

Please note: Do not write, print, or photocopy anything on the back of the 2D barcode cover sheet.

Part 6

Make a copy of your return and any other attached forms or papers for your records. You may be asked by the Tax Department to provide copies of these records after you have filed your income tax return.

Part 7

Use the envelope provided or address an envelope to send your **original** return (not a photocopy) to the following address:

**STATE PROCESSING CENTER
PO BOX 61000
ALBANY NY 12261-0001**

Mail your return by April 16, 2007 (April 17, 2007, if you file your federal return at the IRS Service Center in Andover, MA).

If you choose, you may use a private delivery service, instead of the U.S. Postal Service, to file your return (see page 61).

Important reminder to file a complete return

You must complete all required schedules and forms that make up your return, and include all pages of those forms and schedules when you file. Attach **only** those forms and schedules that apply to your return, and be sure that you have made all required entries. Returns that are missing required pages or that have pages with missing entries are considered incomplete and cannot be processed, and may subject taxpayers to penalty and interest.

Did you . . .

- 13** use the correct New York State tax table?
- 14** compute your income percentage?
- 15** take all the tax credits for which you qualify, and attach all appropriate credit forms?
- 16** complete and attach Form IT-203-ATT if you claimed other New York State, New York City, or Yonkers credits, or if you are subject to other New York State taxes?
- 17** report any sales or use tax you owe? (Do not leave line 56 blank.)

and...

front **7** IT-203-B

front **16** IT-203-ATT

24 IT-2, IT-1099-R, and/or W-2G

Page 4 of 4 IT-203 (2006)

Page 4 of 4 IT-203 (2006) Enter your social security number

59 Total New York State, New York City and Yonkers taxes, sales or use tax, and voluntary contributions (from line 58 on page 3) **59.** Dollars Cents

Payments and refundable credits

60 Part-year NYC school tax credit (also complete Form IT-203-ATT, line 17) **60.** Dollars Cents

61 Other refundable credits (from Form IT-203-ATT, line 17) **61.** Dollars Cents

62 Total New York State tax withheld **62.** Dollars Cents

63 Total New York City tax withheld **63.** Dollars Cents

64 Total Yonkers tax withheld **64.** Dollars Cents

65 Total estimated tax payments/amount paid with Form IT-203 **65.** Dollars Cents

66 Total payments and refundable credits (add lines 60 through 65) **66.** Dollars Cents

Refund/amount overpaid

67 Amount overpaid (if line 66 is more than line 59, subtract line 59 from line 66) **67.** Dollars Cents

68 Amount of line 67 that you want refunded to you (For Direct deposit, enter Account information on line 72) **68.** Dollars Cents

69 Estimated tax only — Amount of line 67 that you want applied to your 2007 estimated tax. (Do not include any amount that you claimed as a refund on line 68.) **69.** Dollars Cents

Amount you owe

70 If line 66 is less than line 59, subtract line 66 from line 59. (For Payment options, see page 45; for Electronic funds withdrawal, enter Account information on line 72.) **70.** Dollars Cents

71 Estimated tax penalty (Include this amount on line 70, or reduce the overpayment on line 67; see page 44.) **71.** Dollars Cents

72 Account information (see page 46) Mark one: Refund — Direct deposit or Owe — Electronic funds withdrawal

a Routing number: Electronic funds withdrawal effective date:

b Account number: c Account type: Checking Savings

Additional information

73 Part-year residents only: If you were a NYS resident for only part of the year, enter date of last move (mm-dd-yyyy)

Mark an X in the box that describes your situation on the last day of the tax year:

21 Moved into New York State Moved out of New York State; received income from NYS sources during nonresident period Moved out of New York State; received no income from NYS sources during nonresident period

74 Nonresidents: Did you or your spouse maintain living quarters in NYS in 2006? (If Yes, complete Form IT-203-B, Schedule B, and attach form.) Yes No

22 **Third-party designee** Do you want to allow another person to discuss this return with the Tax Dept? (see page 46) Yes (complete the following) No

Designee's name Designee's phone number

Personal identification number (PIN)

Preparer's use only

Preparer's signature Preparer's SSN or PIN

Firm's name (or yours, if self-employed) Employer identification number

Address

Mark an X if self-employed

Date

23 Taxpayer(s) sign here

Your signature

Your occupation

Spouse's signature and occupation (if joint return)

Date

Daytime phone number

Mail your completed return and any attachments to:
STATE PROCESSING CENTER, PO BOX 61000, ALBANY NY 12261-0001.
For information about private delivery services, see page 61.

You must file all four pages of this original scannable return with the Tax Department.

Page 3 of 4 IT-203 (2006)

Name(s) as shown on page 1 Enter your social security number

IT-203 (2006) Page 3 of 4

Tax computation, credits, and other taxes (see page 40)

37 New York taxable income (from line 36 on page 3) **37.** Dollars Cents

38 New York State tax on line 37 amount (see page 40 and Tax computation on page 77) **38.** Dollars Cents

39 New York State household credit (from table 1, 2, or 3 on pages 40 and 41) **39.** Dollars Cents

40 Subtract line 39 from line 38 (if line 39 is more than line 38, leave blank) **40.** Dollars Cents

41 New York State child and dependent care credit (attach Form IT-216; see page 41) **41.** Dollars Cents

42 Subtract line 41 from line 40 (if line 41 is more than line 40, leave blank) **42.** Dollars Cents

43 New York State earned income credit (attach Form IT-215; see page 41) **43.** Dollars Cents

44 Base tax (subtract line 43 from line 42; if line 43 is more than line 42, leave blank) **44.** Dollars Cents

45 Income percentage (see page 41) New York State amount from line 31 **45.** Federal amount from line 31 Round result to 4 decimal places

46 Allocated New York State tax (multiply line 44 by the decimal on line 45) **46.** Dollars Cents

47 New York State nonrefundable credits (from Form IT-203-ATT, line 8) **47.** Dollars Cents

48 Subtract line 47 from line 46 (if line 47 is more than line 46, leave blank) **48.** Dollars Cents

49 Net other New York State taxes (from Form IT-203-ATT, line 33) **49.** Dollars Cents

50 Total New York State taxes (add lines 48 and 49) **50.** Dollars Cents

New York City and Yonkers taxes

51 Part-year New York City resident tax (attach Form IT-300 1) **51.** Dollars Cents

52 New York City minimum income tax (attach Form IT-202) **52.** Dollars Cents

53 Yonkers nonresident earnings tax (attach Form Y-203) **53.** Dollars Cents

54 Part-year Yonkers resident income tax surcharge (attach Form IT-300 1) **54.** Dollars Cents

55 Total New York City and Yonkers taxes (add lines 51 through 54) **55.** Dollars Cents

56 Sales or use tax (See the instructions beginning on page 62. Do not leave line 56 blank.) **56.** Dollars Cents

Voluntary contributions (whole dollar amounts only; see page 42)

57a Return a Gift to Wildlife **57a.** Dollars Cents

57b Missing/Exploited Children Fund **57b.** Dollars Cents

57c Breast Cancer Research Fund **57c.** Dollars Cents

57d Alzheimer's Fund **57d.** Dollars Cents

57e Olympic Fund (52 or 54; see page 42) **57e.** Dollars Cents

57f Prostate Cancer Research Fund **57f.** Dollars Cents

57g WTC Memorial Fund **57g.** Dollars Cents

57 Total voluntary contributions (add lines 57a through 57g) **57.** Dollars Cents

58 Total New York State, New York City, and Yonkers taxes, sales or use tax, and voluntary contributions (add lines 50, 56, 57, and 57) **58.** Dollars Cents

You must file all four pages of this original scannable return with the Tax Department.

- 18** enter your refund or amount you owe?
- 19** enter the amount, if any, you want applied to your 2007 estimated tax?
- 20** make your check payable to **New York State Income Tax**, and write your social security number and **2006 Income Tax** on it?
or
use either of the two providers listed on page 45, if paying by credit card?
- 21** complete line 73 if you were a part-year resident or complete line 74 if you were a nonresident?
- 22** mark Yes if you designated another person to discuss your return with the Tax Department?
- 23** sign your return? (Both husband and wife must sign a joint return unless Form IT-203-C is attached.)
- 24** staple your Form(s) IT-2 here (and attach Forms IT-1099-R and W-2G, if applicable, Form IT-280 if you are a nonobligated spouse, and any other applicable forms)?

Instructions for Form IT-203-ATT, Other Tax Credits and Taxes

Purpose of Form IT-203-ATT

If you are claiming other New York State, New York City, or Yonkers credits listed in the chart on pages 53 and 54 (credits that are not entered directly on Form IT-203), or if you are subject to other New York State taxes, you must complete Form IT-203-ATT and attach it to your Form IT-203.

Instructions

Enter your name and social security number as it is listed on your Form IT-203. If you are filing a joint return, enter both names and use the social security number of the taxpayer listed first on your Form IT-203.

The chart on pages 53 and 54 lists other credits you may claim and other taxes you may have to pay, along with credit **code** numbers, where applicable, and the line reference for Form IT-203-ATT. Find the credits and taxes that apply to you. Complete the additional credit forms as indicated. Carefully enter the money amounts on the appropriate lines and the **code** numbers, where applicable. (See *Example* below.) **You must attach all applicable credit forms and tax computations to Form IT-203.**

See specific line instructions for line 2 below. Also see the special instructions for *Section B* below.

Line 2

If you receive an accumulation distribution as a beneficiary of a trust, you may be allowed a credit for New York State income taxes paid by the trust. Attach a copy of the computation of your New York State accumulation distribution credit provided to you by the trust and enter the amount of the credit on line 2.

Section B

This section lists credits that reduce your tax but that cannot be refunded. If the amount of the credit exceeds your tax, you may carry the excess over to a future year (or years). If you are claiming an original credit or a carryover of a credit, be sure to complete the appropriate credit form and attach it to your Form IT-203.

If the amount of the credits reported in Section B exceeds the sum of the taxes shown on line 46 of Form IT-203, and line 20 of Form IT-203-ATT, reduced by the credits reported on line 3 of Form IT-203-ATT, you may have a credit carryover to 2007. If you have an excess credit and you are claiming more than one credit in Section B, you may apply the credits against the amount determined above in any manner you wish in order to determine the excess. However, it will be to your advantage to apply carryover credits with limited carryover periods first.

If you are claiming more than one nonrefundable carryover credit, you must complete the *Application of credit and computation of carryover* section on each individual credit form to indicate the amount of each credit you choose to apply to your 2006 tax and the amount of each credit available for carryover to 2007. **Failure to complete the *Application of credit and computation of carryover* section on the credit form(s) may cause a delay in processing your return.**

For information on credits and carryovers, see Publication 99-IND, *General Information on New York State and New York City Income Tax Credits for Individuals*, and Publication 99-B, *General Information on New York State and New York City Income Tax Credits for Businesses*.

Lines 10 and 11 — If you wrote *EIC* in the white area to the left of line 43 on Form IT-203 because you are having the IRS compute your earned income credit, write *EIC* in the white area(s) (not in the money column(s)) to the left of line(s) 10 or 11; leave the money column(s) blank.

Example: *If you claimed the long-term care insurance credit, the EZ wage tax credit, the employment of persons with disabilities credit, and the QETC capital tax credit, Section B of Form IT-203-ATT would look like this:*

Section B — New York State nonrefundable/carryover credits

4	Long-term care insurance credit (attach Form IT-249)	4.	1	2	0	0	0	0	0
5	Investment credit (attach Form IT-212)	5.							
6	Part-year solar energy system equipment credit (attach Form IT-255)	6.							
7	Other nonrefundable/carryover credits (from the chart beginning on page 53; attach all applicable forms)								

7a.	Code	Dollars	Cents	7h.	Code	Dollars	Cents
7a.	1 6 1	3 0 0 0	0 0	7h.			
7b.	2 5 1	1 0 5 5	0 0	7i.			
7c.	6 2 2	1 3 7 8	0 0	7j.			
7d.				7k.			
7e.				7l.			
7f.				7m.			
7g.				7n.			

7.	Total other nonrefundable/carryover credits (add lines 7a through 7n)	7.	5	4	3	3	0	0
8.	8 Total New York State nonrefundable credits (see page 52, Section B instructions) (add lines 1 through 7; enter here and on Form IT-203, line 47)	8.	6	6	3	3	0	0

Instructions for Form IT-203-ATT *(continued)*

Other credits and taxes

To claim these credits or report these taxes:	See these forms and their instructions:	Enter on Form IT-203-ATT:	Enter code:
Accumulation distribution credit — New York State	See instructions, pg 52	Line 2	
Alternative fuels credit			
Carryover portion	IT-253	Line 7a-7n	253
Addback on early dispositions	IT-253	Line 19a-19l	253
Biofuel production credit NEW	IT-243	Line 12a-12l	303
Brownfield credits			
Refundable portion	IT-611	Line 12a-12l	171
	IT-612	Line 12a-12l	172
	IT-613	Line 12a-12l	173
Addback	IT-611	Line 19a-19l	171
	IT-612	Line 19a-19l	172
	IT-613	Line 19a-19l	173
Child and dependent care credit			
Part-year resident refundable	IT-216	Line 9	
Excess	IT-216	Line 30	
Claim of right credit (New York State)	IT-257	Line 14	
Claim of right credit (New York City)	IT-257	Line 15	
Claim of right credit (Yonkers)	IT-257	Line 16	
Clean heating fuel credit NEW	IT-241	Line 12a-12l	301
Conservation easement credit NEW	IT-242	Line 12a-12l	302
Defibrillator credit	IT-250	Line 3a-3b	250
Earned income credit (New York State)			
Part-year resident refundable	IT-215	Line 10	
Excess	IT-215	Line 32	
Earned income credit (New York City)			
Part-year resident refundable	IT-215	Line 11	
Empire State child credit NEW	IT-213	Line 12a-12l	213
Empire State film production credit			
Carryover portion	IT-248	Line 7a-7n	248
Refundable portion	IT-248	Line 12a-12l	248
EZ capital tax credit			
Carryover portion	IT-602	Line 7a-7n	162
Addback on early dispositions	IT-602	Line 19a-19l	162
EZ investment tax credit <i>(including EZ employment incentive credit)</i>			
Carryover portion	IT-603	Line 7a-7n	163
Refundable portion	IT-603	Line 12a-12l	163
Addback on early dispositions	IT-603	Line 19a-19l	163
EZ wage tax credit			
Carryover portion	IT-601	Line 7a-7n	161
Refundable portion	IT-601	Line 12a-12l	161
Employment of persons with disabilities credit	IT-251	Line 7a-7n	251
Farmers' school tax credit			
Refundable portion	IT-217	Line 12a-12l	217
Addback on converted property	IT-217	Line 19a-19l	217
FSI EZ investment tax credit <i>(including FSI EZ employment incentive credit)</i>			
Carryover portion	IT-605	Line 7a-7n	165
Refundable portion	IT-605	Line 12a-12l	165
Addback on early dispositions	IT-605	Line 19a-19l	165

Instructions for Form IT-203-ATT *(continued)*

Other credits and taxes *(continued)*

To claim these credits or report these taxes:	See these forms and their instructions:	Enter on Form IT-203-ATT:	Enter code:
FSI investment tax credit <i>(including FSI employment incentive credit)</i>			
Carryover portion	IT-252	Line 7a-7n	252
Refundable portion	IT-252	Line 12a-12l	252
Addback on early dispositions	IT-252	Line 19a-19n	252
Fuel cell electric generating equipment credit	IT-259	Line 7a-7n	259
Green building credit	DTF-630	Line 7a-7n	630
Handicapped-accessible taxicabs and livery service vehicles credit NEW	IT-239	Line 7a-7n	299
Historic barn rehabilitation credit	See <i>investment credit</i> below		
Home heating system credit NEW	IT-240	Line 12a-12l	300
IMB credit for energy taxes	DTF-623	Line 12a-12l	623
Investment credit <i>(including employment incentive credit and historic barn rehabilitation credit)</i>			
Carryover portion	IT-212	Line 5	
Refundable portion	IT-212	Line 12a-12l	212
Addback on early dispositions	IT-212	Line 19a-19l	212
Long-term care insurance credit	IT-249	Line 4	
Low-income housing credit			
Carryover portion	DTF-624	Line 7a-7n	624
Addback	DTF-626	Line 19a-19l	626
Lump-sum distributions (credit)			
Resident credit	IT-112.1	Line 26	
Lump-sum distributions (taxes)			
New York State separate tax	IT-230	Line 25	
New York State capital gain portion	IT-230	Line 18	
New York State minimum income tax	IT-220	Line 28	
Nursing home assessment credit	IT-258	Line 12a-12l	258
QETC capital tax credit			
Carryover portion	DTF-622	Line 7a-7n	622
Addback on early dispositions	DTF-622	Line 19a-19l	622
QETC employment credit	DTF-621	Line 12a-12l	621
QETC facilities, operations, and training credit	DTF-619	Line 12a-12l	619
QEZE credit for real property taxes			
Refundable portion	IT-606	Line 12a-12l	166
Addback	IT-606	Line 19a-19l	166
QEZE tax reduction credit	IT-604	Line 3a-3b	164
Resident credit			
For taxes paid to other state	IT-112-R	Line 1	
For taxes paid to a province of Canada	IT-112-C	Line 1	
Addback for taxes paid to a province of Canada	IT-112-C	Line 19a-19l	141
Residential fuel oil storage tank credit carryover	See below *	Line 7a-7n	054
Security officer training credit NEW	IT-631	Line 12a-12l	631
Solar energy system equipment credit NEW	IT-255	Line 6	
Solar and wind energy credit carryover	See below *	Line 7a-7n	052
Special additional mortgage recording tax credit			
Carryover portion	IT-256	Line 7a-7n	256
Refundable portion	IT-256	Line 12a-12l	256
ZEA wage tax credit	IT-601.1	Line 7a-7n	160

* Taxpayers carrying over any unused credit(s) from 2005 to 2006 must attach a schedule(s) showing how the carryover(s) was computed. Be sure to enter the applicable code shown above for the credit(s) carryover(s) you are claiming.

Instructions for Form IT-203-B, Nonresident and Part-Year Resident Income Allocation and College Tuition Itemized Deduction Worksheet

Schedule A — Allocation of wage and salary income to New York State

If any amount included on line 1 of Form IT-203 in the *Federal amount* column represents wage and salary income earned from work within New York State and outside of New York State while a nonresident, and that income does not depend directly on the volume of the business transacted (for example, hourly wages), you must complete Schedule A to compute the amount earned in New York State. For each job where such wages or salaries were earned both inside New York State and outside New York State, you must complete a separate Schedule A.

If you were married and both you and your spouse worked in New York State and earned wages subject to allocation, each of you must complete a separate Schedule A for each job with allocable wages.

Work days are days on which you were required to perform the usual duties of your job. Any allowance for days worked outside New York State must be based upon the performance of services which, because of necessity (not convenience) of the employer, obligate the employee to out-of-state duties in the service of his or her employer. Such duties are those which, by their very nature can not be performed at the employer's place of business.

Applying the above principles, normal work days spent at home are considered days worked in New York State, and days spent working at home that are not normal work days are considered to be nonworking days. Under this rule, days worked at home are considered New York work days only if the employee's assigned or primary work location is at an established office or other bona fide place of business of the employer (*a bona fide employer office*) in New York State. If the employee's assigned or primary work location is at an established office or other bona fide place of business of the employer outside New York State, then any normal work day worked at home would be treated as a day worked outside New York State.

If an employee's assigned or primary office is in New York State, any normal work day spent at the home office will be treated as a day worked outside the state if the employee's home office is a *bona fide employer office*. Any day spent at the home office that is not a normal work day would be considered a nonworking day. For more information on a *bona fide employer office*, see TSB-M-06(5)I, *New York Tax Treatment of Nonresidents and Part-Year Residents Application of the Convenience of the Employer Test to Telecommuters and Others*. This TSB-M is available on the Tax Department's Web site (see *Need help?* on the back cover).

Line instructions

Line 1a — Enter the total number of days you were employed at this job during the year while you were a nonresident. If you were employed at the same job from January 1 through December 31, you would enter **365** (except in leap years). If the period of employment is less than a full year, enter the actual period of employment. For example, if you were employed in and out of New York State for separate periods of 170 days by one employer and 195 days by another employer, you would enter **170** on the first Schedule A, line 1a, and enter **195** on the second Schedule A, line 2a.

Line 1b — Enter the total number of Saturdays and Sundays not worked during this period of employment.

Line 1c — Enter the total number of holidays (such as Christmas, Thanksgiving or Columbus Day) not worked during this period of employment.

Line 1d — Enter the total number of days you did not work because of sickness during this period of employment.

Line 1e — Enter the total number of days you did not work because you were on vacation during this period of employment.

Line 1f — Enter the total number of days you did not work for other reasons during this period of employment.

Line 1o — Enter the amount of wages, salaries, tips, etc. earned during the nonresident period. If you changed your residence into or out of New York State during the year, do not include any income earned during the resident period in this amount.

Line 1p — If you have to allocate wages or salaries received from more than one job, total the line p amounts from all Schedule A sections and include the total on Form IT-203, line 1, in the New York State amount column.

If you are married filing jointly, include the combined amounts of wages allocated to New York from the separate Schedule A sections completed by you and your spouse on Form IT-203, line 1, in the *New York State amount* column.



Caution: Failure to complete Schedule A and attach it to your Form IT-203 will result in a delay in the processing of your return.

Schedule B — Living quarters maintained in New York State by a nonresident

Complete this schedule if you marked the *Yes* box at line 74 on page 4 of Form IT-203. If you or your spouse had living quarters available for your use in New York State during any part of 2006, enter the address(es). These living quarters would include a house, apartment, co-op or any other living quarters maintained or paid for by you or your spouse, or any living quarters **maintained for your use** by another person, family member, or employer.

For example, if a company were to lease an apartment for the use of the company's president or chief executive officer, and the dwelling was principally available to that individual, the individual would be considered as maintaining living quarters in New York even though others might use the apartment on an occasional basis.

Give the number of days you were in New York State, even if on personal business. Do not count days you traveled through New York State to use a common carrier such as an airplane, train, or bus.

Note: If you marked the *Yes* box, and you spent 184 days or more (any part of a day is a day for this purpose) in New York State, you may be considered a resident for New York State income tax purposes. See the definition of *Resident, nonresident, and part-year resident* on page 58.

In addition, if you checked the *Yes* box and the living quarters were located in New York City or Yonkers, you may also be considered a resident of New York City or Yonkers for income tax filing purposes.

(continued)

Instructions for Form IT-203-B *(continued)*

If you meet the definition of a resident of New York State, New York City, or Yonkers, you may **not** file Form IT-203. You must file using either Form IT-150, *Resident Income Tax Return (short form)*, or Form IT-201, *Resident Income Tax Return (long form)*.

Schedule C — College tuition itemized deduction worksheet

For tax years beginning on or after January 1, 2001, if you, your spouse, or your dependent(s) were a student enrolled at or attending an institution of higher education, you may be entitled to a college tuition itemized deduction. The maximum deduction allowed is \$10,000 per eligible student.

You must complete Schedule C and attach Form IT-203-B to your return if you are claiming the college tuition itemized deduction.

Note: If a student is claimed as a dependent on another person's New York State tax return, only the person who claims the student as a dependent may claim the itemized deduction. If a student is **not** claimed as a dependent on another person's New York State tax return, only the student may claim the itemized deduction. However, if your spouse is the eligible student, see *Special rules* below.

Eligible student includes the taxpayer, the taxpayer's spouse, and the taxpayer's dependent (for whom an exemption for New York State income tax purposes is allowed).

Qualified college tuition expenses include tuition required for the enrollment or attendance of the eligible student at an institution of higher education. The expenses may be paid by cash, check, credit card, or with borrowed funds. The eligible student does not need to be enrolled in a degree program or attend full time for the expenses to qualify. **However, only expenses for undergraduate enrollment or attendance qualify.** Expenses for enrollment or attendance in a course of study leading to the granting of a postbaccalaureate or other graduate degree **do not** qualify.

Payments on behalf of an eligible student from a qualified state tuition program (such as New York's 529 college savings program) are considered qualified tuition expenses for purposes of the college tuition deduction. If you claim the student as a dependent, these payments are treated as paid by you.

Generally, qualified tuition expenses paid on behalf of an eligible student by someone other than the student (such as a relative) are treated as paid by the student. However, if the eligible student is claimed as a dependent on another person's New York State income tax return, only the person who claims the student as a dependent for income tax purposes may claim the deduction for college tuition expenses that were paid (or treated as paid) by the student. This is the case even if the expenses were paid from the student's earnings, gifts, inheritances, or savings.

If you or the eligible student claims a federal deduction or credit for qualified college tuition expenses, for example, as an adjustment to income on federal Form 1040, as an itemized deduction on federal Schedule A, or as a deduction on federal Schedule C (Form 1040), or when computing the Hope or Lifetime Learning credits, you can still use these expenses to compute the college tuition itemized deduction.

Qualified tuition expenses do not include:

- tuition paid through the receipt of scholarships or financial aid (for this purpose, financial aid does not mean student loans, other loans and grants that must be repaid either before or after the student ceases attending school);

- amounts paid for room and board, insurance, medical expenses (including student health fees), transportation, or other similar personal, living, or family expenses; or
- fees for course-related books, supplies, equipment, and nonacademic activities, even if the fees are required to be paid to the institution as a condition of enrollment or attendance.

An institution of higher education means any institution of higher education or business, trade, technical, or other occupational school, located in or out of New York State. The institution must be recognized and approved by either the regents of the University of New York or a nationally recognized accrediting agency or association accepted by the regents. In addition, the institution or school must provide a course of study leading to the granting of a post-secondary degree, certificate, or diploma.

Special rules

Limitation

The maximum amount of qualified college tuition expenses allowed for each eligible student is \$10,000. However, there is no limit on the number of eligible students for whom you may claim the itemized deduction.

Spouses filing separately

If you and your spouse are filing separate returns, you may each claim your separately computed college tuition itemized deduction. However, you must each claim your separately computed itemized deduction based only upon the amount of qualified college tuition expenses you paid (or that were treated as if paid by you) for yourself, your spouse, or a person who you claim as a dependent on your separate return. You cannot claim expenses for a dependent claimed by your spouse.

For more information on the college tuition itemized deduction, see Publication 10-W, *FAQs: New York State College Tuition Credit and Itemized Deduction*.

Column A

Enter the first and last name of the eligible student. If you are claiming the college tuition itemized deduction for more than three students, attach a separate statement.

Column B

Enter the student's social security number.

Column C

Enter the name(s) of the institution of higher learning to whom you paid qualified college tuition expenses.

Column D

Enter only qualified college tuition expenses paid for the eligible student in 2006.

If you paid qualified college tuition expenses in 2006 for an academic period that begins in 2007 or after, those expenses are considered eligible expenses for the 2006 college tuition itemized deduction.

Reduce the total of your qualified college tuition expenses by any scholarships or financial aid received or by any refunds of qualified expenses. If you have not received a refund, scholarship, or other form of financial aid before you file your tax return, reduce your qualified expenses by the amount that will be received if you can determine this amount. If the refund,

Instructions for Form IT-203-B *(continued)*

scholarship, or financial aid is received after you have filed your return, you must file Form IT-203-X, *Amended Nonresident and Part-Year Resident Income Tax Return*. Compute the amount by which your deduction would have been reduced if the refund, scholarship, or financial aid had been received in the year for which you claimed the deduction.

If you paid qualified college tuition expenses to more than one institution of higher learning for the same eligible student, enter the total qualified expenses paid to all institutions during 2006 for that student on one line.

Additional general information

Definitions used to determine resident, nonresident, or part-year resident

You may have to pay income tax as a New York State resident even if you are not considered a resident for other purposes. For income tax purposes, your resident status depends on where you were domiciled and where you maintained a permanent place of abode during the tax year.

Domicile

In general, your *domicile* is the place you intend to have as your permanent home. Your domicile is, in effect, where your permanent home is located. It is the place you intend to return to after being away (as on vacation abroad, business assignment, educational leave, or military assignment).

You can have only one domicile. Your New York domicile does not change until you can demonstrate that you have abandoned your New York domicile and established a new permanent domicile outside New York State.

A change of domicile must be *clear and convincing*. Easily controlled factors such as where you vote, where your driver's license and registration are issued, or where your will is located are **not** primary factors in establishing domicile. To determine whether you have, in fact, changed your domicile, you should compare (1) the size, value, and nature of use of your first residence to the size, value, and nature of use of your newly acquired residence; (2) your employment and/or business connections in both locations; (3) the amount of time spent in both locations; (4) the physical location of items that have significant sentimental value to you in both locations; and (5) your close family ties in both locations. A change of domicile is *clear and convincing* only when your primary ties are clearly **greater** in the new location. When weighing your primary ties, keep in mind that some may weigh more heavily than others, depending upon your overall lifestyle. If required by the Tax Department, it is the taxpayer's responsibility to produce documentation showing the necessary intention to effect a change of domicile.

If you move to a new location but intend to stay there only for a limited amount of time (no matter how long), your domicile does not change. For example, Mr. Green of ABC Electronics in Newburgh, New York, was temporarily assigned to the Atlanta, Georgia branch office for two years. After his stay in Atlanta, he returned to his job in New York. His domicile did not change during his stay in Georgia; it remained New York State.

If your domicile is in New York State and you go to a foreign country because of a business assignment by your employer, or for study, research or any other purpose, your domicile does not change unless you show that you definitely do not intend to return to New York.

Permanent place of abode

A *permanent place of abode* is a residence (a building or structure where a person can live) that you permanently maintain, whether you own it or not, and usually includes a residence your husband or wife owns or leases. A place of abode is not permanent if you maintain it only during a temporary or limited period of time for a particular purpose.

Resident

You are a New York State resident for income tax purposes if:

- Your domicile is not New York State but you maintain a permanent place of abode in New York State for more than

11 months of the year and spend **184 days or more** (any part of a day is a day for this purpose) in New York State during the tax year.

However, if you are a member of the armed forces, and your domicile is not New York State, you are not a resident under this definition; or

- Your domicile is New York State. However, even if your domicile is New York, you are not a resident if you meet **all three** of the conditions in either Group A or Group B as follows:

Group A

- 1) You did not maintain any permanent place of abode in New York State during the tax year; and
- 2) You maintained a permanent place of abode outside New York State during the entire tax year; and
- 3) You spent **30 days or less** (any part of a day is a day for this purpose) in New York State during the tax year.

Group B

- 1) You were in a foreign country for at least 450 days during any period of 548 consecutive days; and
- 2) You spent **90 days or less** (any part of a day is a day for this purpose) in New York State during this 548-day period, and your spouse (unless legally separated) or minor children spent **90 days or less** (any part of a day is a day for this purpose) in New York during this 548-day period in a permanent place of abode maintained by you; and
- 3) During the nonresident portion of the tax year in which the 548-day period begins, and during the nonresident portion of the tax year in which the 548-day period ends, you were present in New York State for no more than the number of days which bears the same ratio to 90 as the number of days in such portion of the tax year bears to 548. The following formula illustrates this condition:

$$\frac{\text{Number of days in the nonresident portion}}{548} \times 90 = \text{Maximum number of days allowed in New York State}$$

Nonresident

You are a New York State nonresident if you were not a resident of New York State for any part of the year.

Part-year resident

You are a New York State part-year resident if you meet the definition of resident or nonresident for only part of the year.

New York City and Yonkers

For the definition of a **New York City** or **Yonkers** resident, nonresident, and part-year resident, see the definitions of a New York State resident, nonresident, and part-year resident above, and substitute *New York City* or *Yonkers* in place of *New York State*.

Special accruals for full-year nonresidents

You are subject to special accrual rules in computing your New York State personal income tax for 2006 if you meet the following criteria:

- you were a resident of New York State on December 31, 2005, or you became a resident of New York State on January 1, 2007, and
- you had accrued income (see definition on page 59) for 2006.

You have accrued income for 2006 if either of the following apply:

- you have an item of income that was fixed and determinable in a tax year prior to 2006, but you are reporting that income for federal income tax purposes in tax year 2006; or
- you have an item of income from a non-New York source that was fixed and determinable in tax year 2006, but you will be reporting that income for federal income tax purposes in a tax year after 2006.

Income from a non-New York source is income that is not attributable to (1) a business, trade, profession, or occupation carried on in New York State, or (2) the ownership of any interest in real or tangible personal property in New York State.

See Publication 210, *Change of Resident Status Special Accruals (For tax year 2006)*, for more detailed information and assistance in computing your 2006 tax.

Special accruals for part-year residents

Income accrues to you as a taxpayer when the amount of income becomes fixed and determinable and you have an unrestricted right to receive it.

An *accrued expense* is a cost that has been incurred but not yet paid.

If you are an individual moving out of New York State, accrued income is income you earned during your New York State resident period but did not receive until after you became a nonresident of New York State.

If you moved out of New York State, you must accrue any item of income, gain, loss, or deduction that, under an accrual method of accounting, would be reportable at the time you changed your residence. This includes income or gain you elected to report on the installment basis. You also must include items of tax preference subject to the minimum income tax (Form IT-220), and the total taxable amount of lump-sum distributions subject to the separate tax on lump-sum distributions (Form IT-230).

If you are an individual moving into New York State, accrued income is income you earned from a non-New York State source during your nonresident period but received after you became a New York State resident.

If you became a resident of New York State during the tax year, you must accrue an item of income, gain, loss, or deduction that, under an accrual method of accounting, would be reportable at the time you changed your residence. However, no accrual is required or allowed for items of income, gain, loss, or deduction derived from or connected with New York State sources.

For any subsequent tax year, any item of income, gain, loss, or deduction accrued up to the time you changed your residence must be excluded in determining your New York source income, New York adjusted gross income, minimum taxable income, or total taxable amount of lump-sum distributions.

See Publication 210, *Change of Resident Status Special Accruals (For tax year 2006)*, for more detailed information and assistance in computing your 2006 tax.

Estates and trusts

Estates and trusts are subject to the New York State personal income tax. The fiduciary for an estate or trust must file Form IT-205, *Fiduciary Income Tax Return*. Each nonresident and part-year resident beneficiary of an estate or trust must include his or her share of the estate or trust income, if any portion of that income is derived from or connected with New York sources, on Form IT-203. For more information on responsibilities of beneficiaries, see *Beneficiaries (estates and trusts)* on page 25.

Deceased taxpayers

If a taxpayer died after 2005 and before filing a return for 2006, the taxpayer's spouse or personal representative may have to file and **sign** a return for that taxpayer. A personal representative can be an executor, administrator or anyone who is in charge of the deceased taxpayer's property. If a taxpayer did not have to file a federal return but had New York State tax withheld, a New York return must be filed to get a refund. If a joint federal income tax return was filed for the deceased taxpayer and the surviving spouse, a joint New York State return can be filed on Form IT-203. Write **Filing as surviving spouse** in the area where you sign the return. If someone else is the personal representative for the deceased spouse, he or she must also sign the return. The filing due date is the same as if the deceased taxpayer had lived. The person who files the return for the deceased taxpayer should write the deceased taxpayer's date of death in the area indicated near the top of the return.

Partnerships/limited liability partnerships or companies

Partnerships, limited liability partnerships (LLPs) and limited liability companies (LLCs), limited liability investment companies (LLICs) and limited liability trust companies (LLTCs) that are treated as partnerships for federal purposes are not subject to the New York State personal income tax, but individual members of the partnerships are.

If your partnership has a partner who is a New York State resident, or if the partnership has any income from New York State sources, it must file Form IT-204, *Partnership Return*. If your partnership carried on a business in New York City, it may also have to file Form NYC-204, *City of New York Unincorporated Business Tax Partnership Return*. Since New York State does not administer the New York City unincorporated business tax, do not file your NYC-204 with your state return.

Innocent spouse relief

There are three forms of innocent spouse relief: innocent spouse, separation of liability, and equitable relief. You may qualify for relief from full or partial tax liability on a joint return as an *innocent spouse* if: (1) there is an understatement of tax on a joint return because of an omission or error involving income, deduction, credit, or basis; (2) you can show that when you signed the return you did not know and had no reason to know of the understatement; and (3) taking into account all the facts and circumstances, it would be unfair to hold you liable for the understated tax. You may also request a *separation of liability* for any understated tax on a joint return if you and your spouse or former spouse are no longer married, or are legally separated, or have lived apart at all times during the 12-month period prior to the date of filing for relief. If you do not qualify as an innocent spouse or for separation of liability, you may qualify for *equitable relief* if you can show that, taking into account all the facts and circumstances, you should not be held liable for any understatement or underpayment of tax. For more information, see Form IT-285, *Request for Innocent Spouse Relief (and Separation of Liability and Equitable Relief)*. You may use Form IT-285 only for innocent spouse relief under the three circumstances stated above. Do **not** file Form IT-285 with your return.

If you want to disclaim your spouse's defaulted guaranteed student, state university, or city university loan or past-due support or past-due legally enforceable debt owed to a New York State agency or a New York City tax warrant judgement debt because you do not want to apply your part of a joint refund or refundable credit to a debt owed solely by your spouse, use Form IT-280, *Nonobligated Spouse Allocation*. You must complete

Form IT-280 and attach it to the back of your original return when filed. (Also see *Disclaiming of spouse's debt* on page 44.)

Members of the armed forces

If you are a New York State nonresident, your military pay is not subject to New York State tax and cannot be used to determine the amount of New York State personal income tax you must pay (see S-7 on page 32). Any other income that you receive from New York State sources while you are a nonresident (including your spouse's income) may be subject to tax. If you have a civilian job in New York State during your off-duty hours, the income you receive is subject to income tax. Income or gain from property located in New York State, or from a business, trade, or profession carried on in this state is also subject to tax.

For more information, see Publication 361, *New York State Income Tax Information for Military Personnel and Veterans*.

Exclusion of, or deduction from, foreign earned income

If you are entitled to claim a federal exclusion of, or deduction from, your foreign earned income (as stated under section 911 of the Internal Revenue Code (IRC)), you are also allowed to claim it on your New York State income tax return in the *Federal amount* column. You would also be allowed to claim that portion of the federal exclusion of, or deduction from, foreign earned income in the *New York State amount* column to the extent it relates to income reported in the *New York State amount* column. If you claim either the exclusion or the deduction, attach a copy of your federal Form 2555, *Foreign Earned Income*, or Form 2555-EZ, *Foreign Earned Income Exclusion*, to your New York State income tax return.

If you have not yet qualified for the exclusion or deduction but you have filed a federal return, you must also file a New York State return. You should report all income, including income earned in any foreign country, reported on your federal return. If you later qualify for an exclusion or deduction, you can file a claim for a refund on Form IT-113-X, *Claim for Credit or Refund of Personal Income Tax*, or you can file an amended return on Form IT-203-X, *Amended Nonresident and Part-Year Resident Income Tax Return* (see *Other forms you may have to file* beginning on page 9). Attach a copy of federal Form 2555 or 2555-EZ to your Form IT-113-X or to your Form IT-203-X.

U.S. nonresident aliens

If you are a U.S. nonresident alien for federal income tax purposes and are required to file federal Form 1040NR, U.S. Nonresident Alien Income Tax Return, or federal Form 1040NR-EZ, *U.S. Income Tax Return for Certain Nonresident Aliens with No Dependents*, you may be required to file a New York State nonresident return, Form IT-203. See *New York nonresidents and part-year residents* on page 5.

If you must file a New York return and you checked filing status box 3, 4, or 5 on federal Form 1040NR, or box 2 on federal Form 1040NR-EZ, you must compute your New York State tax as married filing separately and mark an **X** in box 3 at item A on your Form IT-203. It is important to note that some income items and line references used on Form IT-203 do not correspond with those shown on federal Form 1040NR or 1040NR-EZ. For example, the *Dependent exemption worksheet* for line 35 (on page 39) asks you to enter the number of exemptions from line 6d of your federal Form 1040 or 1040A. However, for a nonresident alien, the corresponding line to obtain this information is line 7d of federal Form 1040NR. Also, line 12 of federal Form 1040NR or line 5 of federal Form 1040NR-EZ is used to report income from scholarships and fellowships. Since there is no corresponding line on the New York State nonresident

return, report this income as other income on line 15 of Form IT-203.

Also, if you filed federal Form 1040NR you should claim the New York deduction (itemized or standard) that is more advantageous to you.

New York State net operating loss (NOL)

Nonresident

The New York State NOL to be included in the *New York State amount* column of a nonresident's Form IT-203 must be computed in the same manner as the corresponding federal deduction, but using only New York State items of income, gain, loss, and deduction in the computation. New York State modifications are **not** included in the computation of the NOL or in determining the amount of loss to be used in the carryback or carryover year.

It is possible, because of the above rules, for a nonresident to have a New York State NOL without having a federal NOL, or to have a New York State NOL that is larger or smaller than the corresponding federal NOL. A nonresident individual claiming a NOL for New York State purposes but not for federal income tax purposes must file Form IT-203.

Part-year resident

A part-year resident of New York State who incurs losses in the resident or nonresident period, or both, must make a separate NOL computation for each period (resident and nonresident), using only those items of income, gain, loss, or deduction attributable to each period. For the resident period, compute the NOL using only those items of income, gain, loss, and deduction that would have been reported if a separate federal return was filed for the period of New York State residence. For the nonresident period, compute the NOL using the above rules for nonresidents.

To report a NOL on Form IT-203, see the instructions for *Line 15, Other income*, on page 22.

File Form IT-113-X to claim a personal income tax refund based upon a NOL carryback if the NOL and any related adjustments are the only changes being made to the carryback year.

Attach the following material to Form IT-113-X:

- A copy of the federal return for the loss year and the carryback year.
- For part-year residents, a copy of the federal NOL computation for the resident period and an attachment showing how the New York State loss was computed for the nonresident period.
- For nonresidents, a Form IT-203-X, *Amended Nonresident and Part-Year Resident Income Tax Return*, for the carryback year showing how the loss was computed. Write **Recomputed to reflect the NOL** at the top of the front page of the Form IT-203-X (for the carryback year).
- A copy of the original New York State return for each year affected by the carryback.

For more information on claiming a personal income tax refund based upon an NOL, see Form IT-113-X.

Stock options

If, as a New York State nonresident or part-year resident, you received stock options and the options you received are attributable to services performed in New York State, some or all of the federal income related to the options may be included in New York source income.

To determine the amount of federal income related to the options that must be included in New York source income, you should maintain records and documentation of your services performed in New York State.

Keep a copy of your tax records

Please remember to keep a copy of your completed income tax return. Also keep copies of any books, records, schedules, statements, or other related documents.

The Tax Department may ask you to provide copies of these records after you have filed your income tax returns.

You should retain copies of your return for at least seven years after you file your return.

Amending your return

File Form IT-203-X to amend a previously filed New York State income tax return. See *Other forms you may have to file* on page 10.

Paid preparer information

For information relating to the signing of returns by a paid preparer (anyone you pay to prepare your return), e-file mandate for paid preparers, and other requirements relating to paid preparers, see Publication 58, *Information for Income Tax Return Preparers*.

Statute of limitations

Generally, you must file a claim for a credit or refund of an overpayment of income tax within the later of three years from the time you filed the return or two years from the time you paid the tax. If you did not file a return, you must file the claim for a credit or refund within two years from the time you paid the tax.

Privacy notification

The Commissioner of Taxation and Finance may collect and maintain personal information pursuant to the New York State Tax Law, including but not limited to, sections 5-a, 171, 171-a, 287, 308, 429, 475, 505, 697, 1096, 1142, and 1415 of that Law; and may require disclosure of social security numbers pursuant to 42 USC 405(c)(2)(C)(i).

This information will be used to determine and administer tax liabilities and, when authorized by law, for certain tax offset and exchange of tax information programs as well as for any other lawful purpose.

Information concerning quarterly wages paid to employees is provided to certain state agencies for purposes of fraud prevention, support enforcement, evaluation of the effectiveness of certain employment and training programs and other purposes authorized by law.

Failure to provide the required information may subject you to civil or criminal penalties, or both, under the Tax Law.

This information is maintained by the Director of Records Management and Data Entry, NYS Tax Department, W A Harriman Campus, Albany NY 12227; telephone 1 800 225-5829. From areas outside the United States and outside Canada, call (518) 485-6800.

Private delivery services

If you choose, you may use a private delivery service, instead of the U.S. Postal Service, to mail in your return and tax payment. However, if, at a later date, you need to establish the date you filed your return or paid your tax, you cannot use the date recorded by a private delivery service **unless** you used a delivery service that has been designated by the U.S. Secretary of the Treasury or the Commissioner of Taxation and Finance. (Currently designated delivery services are listed in Publication 55, *Designated Private Delivery Services*. See *Need help?* on the back cover of these instructions for information on obtaining forms and publications.) If you have used a designated private delivery service and need to establish the date you filed your return, contact that private delivery service for instructions on how to obtain written proof of the date your return was given to the delivery service for delivery. If you use **any** private delivery service, whether it is a designated service or not, send the forms covered by these instructions to: State Processing Center, 101 Enterprise Drive, Kingston NY 12401.

How to get New York City forms

If you need to get tax forms and instructions from the NYC Department of Finance:

Online - Visit www.nyc.gov/finance

By fax - Call Finance's *Tax Fax Service* at **(212) 504-4038** from the phone connected to your fax machine or modem (24 hours a day, 7 days a week).

By mail - Call Finance's *Forms Ordering Service* at **(212) 504-4035** anytime to receive forms and instructions by mail.

For information on NYC business taxes, call *Finance Customer Assistance* at **(212) 504-4036**. For information on NYC property taxes call **(212) 504-4080**. Customer assistance is available weekdays from 8:00 a.m. to 5:00 p.m.

Information on paying sales and use taxes on your income tax return

Line 56

Note: Use these instructions on pages 62 through 68 only to complete line 56 of Form IT-203.

When do you owe New York State and local sales or use tax?

When you make a purchase of taxable property or services from a seller (vendor) located in New York State and take delivery in New York State, the vendor should collect state and local sales or use tax due and forward it to the Tax Department. However, you are responsible for paying the tax directly to the Tax Department under the following three circumstances:

- 1) **Deliveries into New York State** — You owe state and local sales or use tax if you:
 - purchase property or a service that is delivered to you in New York State without payment of New York State and local tax to the seller, such as through the Internet, by catalog, from television shopping channels, or on an Indian reservation.
- 2) **Purchases outside New York State with subsequent use in New York State** — You may also owe state and local sales or use tax if you are a *resident* of New York State for sales and use tax purposes at the time you purchase any of the following *outside* New York State:
 - property you bring into New York State for use in New York State;
 - a service performed on property outside New York State, and you bring that property into New York State for use here; **or**
 - a service (such as an information service) you bring into New York State for use here.

(You may be eligible for a credit for sales or use tax paid to another state. See *Instructions for Worksheets 1, 2, and 3*, Column D, on page 66.)

However, you are not required to pay state or local sales or use tax on any property or service that you bring into New York State which you purchased outside of the state before you became a resident of New York State.

- 3) **Additional local tax** — You may owe an additional **local** tax if you are a resident of a locality (county or city) for sales and use tax purposes at the time of purchase and you:
 - bring property into that locality that you purchased in another locality in New York State that has a lower tax rate;
 - bring property into that locality on which you had a taxable service performed in another locality in New York State that has a lower tax rate; **or**
 - bring a service (such as an information service) into that locality which you purchased in another locality in New York State that has a lower tax rate.

However, you are not required to pay any additional local tax on any property or service that you bring into a locality in New York State that you purchased outside that locality before you became a resident of that locality.

Note: For purposes of these sales and use tax instructions, the word *tax* will be used to refer to either the sales tax or the use tax, or both.

Who is a New York State resident for sales and use tax purposes?

For sales and use tax purposes, the definition of *resident* includes persons who may not be considered residents for

personal income tax purposes. For example, persons maintaining a permanent place of abode in New York who do not spend more than 183 days a year in the state, college students, and military personnel may all be residents for sales and use tax purposes even if they are not residents for income tax purposes. For sales and use tax purposes, an individual is a resident of the state and of any locality in which he or she maintains a permanent place of abode. A *permanent place of abode* is a dwelling place maintained by a person, or by another for that person to use, whether or not owned by such person, on other than a temporary or transient basis. The dwelling may be a home, apartment or flat; a room including a room at a hotel, motel, boarding house, or club; a room at a residence hall operated by an educational, charitable, or other institution; housing provided by the armed forces of the United States, whether the housing is located on or off a military base or reservation; or a trailer, mobile home, houseboat, or any other premises. This includes second homes. Therefore, you can be a resident of more than one locality and state for sales and use tax purposes.

An individual doing business in New York State is a resident for sales and use tax purposes of the state and of any county or city in which the individual is doing business, with respect to purchases of taxable property or services used in the business. Therefore, if an individual is engaged in business in New York State but has no permanent place of abode in New York State, the individual will owe use tax only on taxable purchases made with respect to the business operated in New York.

What tangible personal property and services are subject to sales and use taxes?

Most tangible personal property is subject to tax. Some examples are: cigarettes and other tobacco products; alcohol; candy; clothing; books; electronic equipment; furniture; collectibles (stamps, coins, etc., bought for collections); works of art; off-the-shelf computer software; and, generally, a garage sale item costing more than \$600.

Some examples of tax exempt items are: prescription and nonprescription drugs and medicines used for humans; certain medical equipment; newspapers; periodicals; most food items; U.S. and New York State flags; Indian arts and crafts when purchased on an Indian reservation; used mobile homes; and college textbooks.

Only certain services are subject to tax. Taxable services include maintaining, servicing, and repairing tangible personal property and real property (land and buildings). Some other examples are auto repair, appliance service, house repairs, lawn maintenance, and information services. Some examples of exempt services are dry cleaning, veterinary (except for grooming and boarding), legal, accounting, and medical services.

For more information on taxable and exempt goods and services, see Publication 750, *A Guide to Sales Tax in New York State*.

Reporting and paying sales and use taxes

You must report any unpaid sales or use tax owed for 2006 on your 2006 personal income tax return.

Note: Do not use Form IT-203 to report and pay sales and use taxes with respect to a business if you or the business is registered, or are required to be registered, for sales tax purposes. Report and pay sales and use taxes with respect to business purchases on the applicable sales and use tax return.

If you are requesting an extension of time to **file** your personal income tax return and you owe sales or use tax, you must pay any sales or use tax you owe at the time you request the extension. See Form IT-370 for more information.

If you receive an automatic extension of time to **pay** your New York State personal income tax (for example, you are in a foreign country), your sales or use tax is due when your New York State personal income tax is due.

You may report and pay your sales or use tax liability on your personal income tax return for:

- your personal purchases;
- purchases related to your royalty activities or rental real estate activities reported in Part I of federal Schedule E; **and**
- purchases related to your Schedule C, C-EZ, or F business (not otherwise eligible for exemption) unless the business is, or is required to be, registered for sales tax purposes.

If you are married and file a joint return, you may include your spouse's sales or use tax liability for:

- your spouse's purchases;
- purchases related to your spouse's royalty activities or rental real estate activities reported in Part I of federal Schedule E; **and**
- purchases related to your spouse's Schedule C, C-EZ, or F business (not otherwise eligible for exemption) unless the business is, or is required to be, registered for sales tax purposes.

If you are not filing an income tax return but owe sales or use tax for 2006, you must pay any unpaid sales or use tax by filing

Form ST-140, *Individual Purchaser's Annual Report of Sales and Use Tax*, by April 16, 2007. However, if you or the business is registered or required to be registered for sales tax purposes, all sales and use taxes owed with respect to business purchases must be reported and paid with the periodic sales and use tax return.

At the time of registration, the New York State Department of Motor Vehicles (DMV) collects any unpaid sales or use tax on a motor vehicle, trailer, all-terrain vehicle, vessel, or snowmobile that must be registered or titled by DMV. Therefore, do not report or pay the sales or use tax on these items on your personal income tax return.

What happens if I don't pay the sales or use tax due?

Failure to pay sales or use tax may result in the imposition of penalty and interest. The Tax Department conducts both routine and special audits to promote compliance. In addition, the U.S. Customs Service provides the department with information from customs declarations filed by New York State residents returning from overseas travel. The Tax Department also obtains information on sales to New York State residents under information exchange agreements with other states.

Computing sales or use tax

If you do not owe any sales or use tax, you **must** enter **0** on the sales or use tax line of your personal income tax return.

For more information, see Publication 774, *Purchaser's Obligations to Pay Sales and Use Taxes Directly to the Tax Department, Questions and Answers*.

How to calculate and report your sales and use tax liability

Complete the *Computation of total sales or use tax due* section below, using the *Sales and use tax chart* and any of Worksheets 1, 2, and 3, beginning on page 65 that apply.



The *Sales and use tax chart* is a simple, time-saving method to use to compute your sales or use tax on individual items or services costing less than \$1,000. However, you may not use it for business-related purchases or for royalty activity or rental real estate activity-related purchases, regardless of the amount. You must use the *Exact Calculation Method* on Worksheet 3 on page 66 to calculate your tax on these purchases.

Purchases for less than \$1,000 each — You may elect to use one of two methods to compute your sales and use taxes for nonbusiness-related purchases of individual items or services costing less than \$1,000 each (excluding shipping and handling):

- the *Exact calculation method* on Worksheet 1 on page 65; or
- the *Sales and use tax chart* below.

If you do not owe sales or use tax, you **must** enter **0** on line 56 of Form IT-203.

Computation of total sales or use tax due

- 1 Tax due on nonbusiness-related items or services costing less than \$1,000 each, excluding shipping and handling
(Enter your tax due on all nonbusiness-related purchases where the price of each item or service was under \$1,000. You may use the Exact Calculation Method by entering the amount from line 3 of Worksheet 1, on page 65. Or, you may elect to determine the amount by using the Sales and use tax chart below. Continue with lines 2 and 3.)..... 1. _____
- 2 Tax due on nonbusiness-related items or services costing \$1,000 or more each *(from line 1 of Worksheet 2 on page 65)* 2. _____
- 3 Tax due on Schedule C, Schedule C-EZ, or Schedule F business-related purchases, or Schedule E (Part I),
royalty or rental real estate related purchases *(from line 3 of Worksheet 3 on page 66)*..... 3. _____
- 4 Total sales or use tax due *(add lines 1, 2, and 3; enter the total here and on line 56 of Form IT-203)*..... 4.

Sales and use tax chart *(for line 1 computation only)*

If your federal adjusted gross income (line 18, Federal amount column) is:	Tax amount
up to \$15,000 *	\$ 5
\$ 15,001 - \$ 30,000	\$ 15
\$ 30,001 - \$ 50,000	\$ 20
\$ 50,001 - \$ 75,000	\$ 26
\$ 75,001 - \$ 100,000	\$ 38
\$ 100,001 - \$ 150,000	\$ 53
\$ 150,001 - \$ 200,000	\$ 67
\$ 200,001 and greater	.0336% (.000336) of income, or \$200, whichever amount is smaller

* This may be any amount up to \$15,000, including 0 or a negative amount.

The following rule is for a nonresident or part-year resident for income tax purposes who did not maintain a permanent place of abode for sales tax purposes during the entire tax year.

If you maintained a permanent place of abode in New York State for sales and use tax purposes for only part of the year, multiply the tax amount from the chart (determined based on your total federal adjusted gross income for 2006) by the number of months you maintained the permanent place of abode in New York State and divide the result by 12. Enter that amount on line 1. In determining the number of months you maintained the abode in New York, count any period you maintained the abode for more than one-half month as a full month; do not count a period of one-half month or less.

Example: You maintain a permanent place of abode in Monroe County in New York State for the entire tax year.

Over the course of the year, you purchased several items for less than \$1,000 each (excluding shipping and handling) over the Internet and by catalog. You had these items delivered to your residence in Monroe County. You know that you did not pay any tax on the items purchased. You may elect to use the Sales and use tax chart to determine the tax due on these purchases.

Also, on August 15, 2006, you received, at your Monroe County residence, a computer that you ordered from a retailer located in Michigan for \$1,500 including the retailer's \$100 charge for shipping and handling. The Michigan retailer did not collect any New York or Michigan sales or use tax.

Your federal adjusted gross income for the year is \$53,400. You determine the amount of tax due as follows:

For line 1 of the Computation of total sales or use tax due, you elect to use the Sales and use tax chart and select the amount based on your federal AGI of \$53,400. Enter this amount on line 1 of the Computation of total sales or use tax due..... \$26.00

For line 2 of the Computation of total sales or use tax due, you use Worksheet 2 to calculate your tax liability on the computer purchase. \$1,500 × 8% (state and local combined rate in Monroe County from Chart 1, on page 67). Enter this amount on line 2 of the Computation of total sales or use tax due 120.00

Total tax..... \$146.00

Worksheet 1 — Exact calculation of tax due for nonbusiness-related purchases during 2006 costing less than \$1,000 each.

Use this worksheet for nonbusiness-related purchases where the item or service cost less than \$1,000 each, excluding shipping and handling. However, the shipping and handling charges must be included in column A of Part 1 and Part 2 when computing your tax due. Therefore, the total purchase price may exceed \$110 in column A of Part 1 and \$1,000 in column A of Part 2 when the shipping and handling charges are included.

Part 1 — Purchases of clothing and footwear costing less than \$110, excluding shipping and handling, made on or after January 30, 2006, and before February 6, 2006, or on or after April 1, 2006, and before January 1, 2007.

Purchases of clothing and footwear, and items used to make or repair exempt clothing, costing less than \$110 per item or pair (excluding shipping and handling) made on or after January 30, 2006, and before February 6, 2006, or on or after April 1, 2006, and before January 1, 2007, were exempt from the **state** portion of the tax and from some local taxes. However, if the locality where you reside chose not to provide the clothing and footwear exemption, the **local** portion of the tax still applied. *Chart 2* on page 68 of these instructions lists the appropriate rate of local tax for you to enter for your locality in column B below. If your locality provided the clothing and footwear exemption, its rate will be listed as **0**. In this case, do not complete Part 1.

List all clothing and footwear purchases under \$110 per item, excluding shipping and handling, made during the above periods if your locality imposed tax during one or both of these periods. (See *Chart 2* on page 68.)

For fully taxable clothing and footwear purchases and for purchases of all other taxable items and services costing less than \$1,000 per item or service, excluding shipping and handling, you must also complete Part 2 below.

A — Purchase price <i>(see instr. on p. 66)</i>	B — Your local rate <i>(from Chart 2, p. 68; see instr. on p. 66)</i>	C — Tax <i>(multiply col. A by col. B)</i>	D — Tax paid to another taxing jurisdiction, if any <i>(see instr. on p. 66)</i>	E — Tax due <i>(subtract col. D from col. C; do not enter less than zero)</i>
1 Total (add the Part 1, column E amounts; do not enter less than zero)				1.

Part 2 — All other taxable items and services

List all other taxable items and services and taxable clothing and footwear not included in Part 1 on which no New York State or local tax was collected from you at the time of purchase or on which you owe additional local tax (see *Information on paying sales and use taxes on your income tax return* beginning on page 62).

Note: At the time of registration, the New York State Department of Motor Vehicles (DMV) collects any unpaid sales or use tax on a motor vehicle, trailer, all-terrain vehicle, vessel, or snowmobile that must be registered or titled by DMV. Therefore, do not report or pay the sales or use tax on these items on your personal income tax return.

A — Purchase price <i>(see instr. on p. 66)</i>	B — Combined state and local rate <i>(from Chart 1, p. 67; see instr. on p. 66)</i>	C — Tax <i>(multiply col. A by col. B)</i>	D — Tax paid to another taxing jurisdiction, if any <i>(see instr. on p. 66)</i>	E — Tax due <i>(subtract col. D from col. C; do not enter less than zero)</i>
2 Total (add the Part 2, column E amounts; do not enter less than zero)				2.
3 Add lines 1 and 2; transfer this amount to the Computation of total sales or use tax due section, line 1, on page 64.....				3.

Worksheet 2 — Nonbusiness-related purchases during 2006 costing \$1,000 or more each.

Use this worksheet for nonbusiness-related purchases where the item or service cost \$1,000 or more each, excluding shipping and handling. If any item or service cost \$25,000 or more each, excluding shipping and handling, you must also complete Form IT-135, *Sales and Use Tax Report for Purchases of Items and Services Costing \$25,000 or More*, and attach it to your return.

Note: At the time of registration, the New York State Department of Motor Vehicles (DMV) collects any unpaid sales or use tax on a motor vehicle, trailer, all-terrain vehicle, vessel, or snowmobile that must be registered or titled by DMV. Therefore, do not report or pay the sales or use tax on these items on your personal income tax return.

A — Purchase price <i>(see instr. on p. 66)</i>	B — Combined state and local rate <i>(from Chart 1, p. 67; see instr. on p. 66)</i>	C — Tax <i>(multiply col. A by col. B)</i>	D — Tax paid to another taxing jurisdiction, if any <i>(see instr. on p. 66)</i>	E — Tax due <i>(subtract col. D from col. C; do not enter less than zero)</i>
1 Total (transfer this amount to the Computation of total sales or use tax due section, line 2, on page 64)				1.

Worksheet 3 — Schedule C, C-EZ, and Schedule F taxable business purchases or Schedule E (Part 1) taxable royalty or rental real estate activity-related purchases during 2006.

Part 1 — Purchases of clothing and footwear costing less than \$110, excluding shipping and handling, made on or after January 30, 2006, and before February 6, 2006, or on or after April 1, 2006, and before January 1, 2007 — Purchases of clothing and footwear, and items used to make or repair exempt clothing, costing less than \$110 per item or pair (excluding shipping and handling) made on or after January 30, 2006, and before February 6, 2006, or on or after April 1, 2006, and before January 1, 2007, were exempt from the **state** portion of the tax and from some local taxes. However, if the locality where you reside chose not to provide the clothing and footwear exemption, the **local** portion of the tax still applied. *Chart 2* on page 68 of these instructions lists the appropriate rate of local tax for you to enter for your locality in column B below. If your locality provided the clothing and footwear exemption, its rate will be listed as **0**. In this case, do not complete Part 1.

List all clothing and footwear purchases under \$110 per item, excluding shipping and handling, made during the above periods if your locality imposed tax during one or both of these periods. (See *Chart 2* on page 68.) However, the shipping and handling charges must be included in column A when computing your tax due.

A — Purchase price <i>(see instr. below)</i>	B — Your local rate <i>(from Chart 2, p. 68; see instr. below)</i>	C — Tax <i>(multiply col. A by col. B)</i>	D — Tax paid to another taxing jurisdiction, if any <i>(see instr. below)</i>	E — Tax due <i>(subtract col. D from col. C; do not enter less than zero)</i>
1 Total (add the Part 1, column E amounts; do not enter less than zero)				1.

Part 2 — All other taxable items and services — List all other taxable items and services and taxable clothing and footwear not included in Part 1 on which no New York State or local tax was collected from you at the time of purchase or on which you owe additional local tax (see: *Information on paying sales and use taxes on your income tax return* on page 62). If any item or service purchased cost \$25,000 or more each, excluding shipping and handling, you must also complete Form IT-135, *Sales and Use Tax Report for Purchases of Items and Services Costing \$25,000 or More*, and attach it to your return.

Note: At the time of registration, the New York State Department of Motor Vehicles (DMV) collects any unpaid sales or use tax on a motor vehicle, trailer, all-terrain vehicle, vessel, or snowmobile that must be registered or titled by DMV. Therefore, do not report or pay the sales or use tax on these items on your personal income tax return.

A — Purchase price <i>(see instr. below)</i>	B — Combined state and local rate <i>(from Chart 1, p. 67; see instr. below)</i>	C — Tax <i>(multiply col. A by col. B)</i>	D — Tax paid to another taxing jurisdiction, if any <i>(see instr. below)</i>	E — Tax due <i>(subtract col. D from col. C; do not enter less than zero)</i>
2 Total (add the Part 2, column E amounts; do not enter less than zero)				2.
3 Add lines 1 and 2; transfer this amount to the Computation of total sales or use tax due section, line 3, on page 64.....				3.

Instructions for Worksheets 1, 2, and 3

Column A — Purchase price

The tax is generally computed on the price you paid for an item or service, **including** any shipping or handling charges made by the seller. However, if you were a resident of New York State for sales and use tax purposes at the time of purchase and you purchased property outside New York State which you used outside the state for more than six months before you brought it into the state, compute the tax on the lower of the cost or fair market value of the property at the time you brought it into New York State. This may result in a lower amount of tax. The same six month rule applies for purposes of computing local tax.

Column B — Rate

The tax rate to use is determined as follows:

- If the property or service is delivered to you in New York State, the tax is computed at the combined state and local rate in effect in the locality where the delivery occurs regardless of where you reside. The rate that applies is the rate in effect at the time of delivery.
- If you are a New York State resident for sales and use tax purposes and you purchase property or services outside New York State which you bring into New York State to your jurisdiction of residence, tax is computed at the combined state and local rate in effect where you reside. The rate that applies is the rate in effect at the time you brought the property or service into that jurisdiction.

In addition, if you use the property or service in another locality in New York State, you owe tax to the second locality if you were also a resident of that locality at the time of the purchase, and its rate is higher than the rate in effect where the property was originally delivered to you in New York State or brought by you into New York State.

See *Chart 1* or *Chart 2* on pages 67 and 68 for a listing of rates through November 30, 2006. For rate changes effective December 1, 2006, visit our Web site or call the Tax Department. See *Need help?* on the back cover.

Column D — Tax paid to another taxing jurisdiction, if any

To determine whether the tax you paid to another state or local jurisdiction in another state qualifies for credit against New York State and local tax, see Publication 39, *A Guide to New York State Reciprocal Credits for Sales Taxes Paid to Other States*. If you bought the item or service in a locality in New York State other than the New York locality where you reside, the tax you paid at the time of purchase may be claimed as a credit against the tax due in the New York locality where you reside. Federal excise taxes and customs duties, and taxes and fees you paid in foreign countries are not allowed as a credit against any New York State or local sales or use tax that you owe.

Chart 1

New York State Sales and Use Tax Rates by Jurisdiction

This chart and the notes below show the combined state and local tax rates for the period January 1, 2006, through November 30, 2006. Use these rates for your entries in the Worksheets on pages 65 and 66. Changes to county and city rates that occurred during the period are noted in the footnotes below.

New York City comprises five counties, which are also boroughs whose names are more widely known. The counties, with

borough names shown in parentheses, are Bronx (Bronx), Kings (Brooklyn), New York (Manhattan), Queens (Queens), and Richmond (Staten Island).

Note that tax rates may change over the course of the year. The tax rates included with these instructions were effective through November 30, 2006. For information on whether the rates changed after November 30, 2006, visit our Web site at www.nystax.gov or call the Tax Department at 1 800 225-5829.

County or other locality	Tax rate %	County or other locality	Tax rate %	County or other locality	Tax rate %
New York State — only	4	Jefferson	7¾	St. Lawrence	7
Albany	8	Kings (Brooklyn) — see <i>New York City</i>		Saratoga — except	7
Allegany	8½	Lewis	7¾	Saratoga Springs (city)	7
Bronx — see <i>New York City</i>		Livingston	8	Schenectady	8
Brooklyn — see <i>New York City</i>		Madison — except	8	Schoharie	8
Broome	8	Oneida (city)	8	Schuyler	8
Cattaraugus — except	8	Manhattan — see <i>New York City</i>		Seneca	8
Olean (city)	8	Monroe	8	Staten Island — see <i>New York City</i>	
Salamanca (city)	8	Montgomery	8	Steuben — except	8
Cayuga — except	8	Nassau	8½	Corning (city)	8
Auburn (city)	8	New York (Manhattan) — see <i>New York City</i>		Hornell (city)	8
Chautauqua ¹	8	New York City	8¾	Suffolk	8½
Chemung	8	Niagara	8	Sullivan	7½
Chenango — except	8	Oneida ⁴ — except	9	Tioga	8
Norwich (city)	8	Rome (city) ⁴	9	Tompkins — except	8
Clinton	7¾	Sherrill (city) ⁴	9	Ithaca (city)	8
Columbia	8	Utica (city) ⁴	9	Ulster	8
Cortland	8	Onondaga	8	Warren — except	7
Delaware	8	Ontario ⁵	7½	Glens Falls (city)	7
Dutchess	8½	Orange	8½	Washington	7
Erie ²	8¾	Orleans	8	Wayne	8
Essex	7¾	Oswego — except	8	Westchester — except	7¾
Franklin ³	8	Fulton (city)	8	Mount Vernon (city)	8¾
Fulton — except	8	Oswego (city)	8	New Rochelle (city)	8¾
Gloversville (city)	8	Otsego	8	White Plains (city)	7½
Johnstown (city)	8	Putnam	7½	Yonkers (city)	8¾
Genesee	8	Queens — see <i>New York City</i>		Wyoming	8
Greene	8	Rensselaer	8	Yates	8
Hamilton	7	Richmond (Staten Island) — see <i>New York City</i>			
Herkimer	8	Rockland	8		

1 Chautauqua County combined rate was 8¼ % from January 1, 2006, through August 31, 2006.

2 Erie County combined rate was 8¼ % from January 1, 2006, through January 14, 2006.

3 Franklin County combined rate was 7% from January 1, 2006, through May 31, 2006.

4 Oneida County combined rate, including the cities of Rome, Sherrill and Utica, was 9½% from January 1, 2006, through August 31, 2006.

5 Ontario County combined rate was 7% from January 1, 2006, through August 31, 2006.

Chart 2

Local Sales and Use Tax Rates on Clothing and Footwear (effective 1/30/06 - 2/5/06 and 4/1/06 - 11/30/06)

Local tax rates are shown below for jurisdictions that imposed tax on purchases of clothing and footwear costing less than \$110 per item, excluding shipping and handling, during the period beginning 1/30/06 and ending 2/5/06 or beginning 4/1/06 and ending 11/30/06. For information on whether the rates changed after November 30, 2006, visit our Web site at www.nystax.gov or call the Tax Department at 1 800 225-5829. Changes to local rates that occurred during the two periods are noted in the footnotes below.

NYC enacted a year-round exemption effective September 1, 2005, that did not apply to the 4% NYS tax or the 3/8% MCTD taxes. Effective April 1, 2006, the year-round exemption applies to the 4% NYS sales and use taxes, the 3/8% MCTD taxes, and the 4% NYC local sales and use taxes in NYC.

Chautauqua County enacted a year-round exemption from its local tax effective March 1, 2006. The Chautauqua rate was 4% from March 1, 2006,

through March 31, 2006 (prior to the enactment of the NYS year-round exemption). The \$110 item-cost limitation did not apply to the 4 1/4% local exemption in Chautauqua County from March 1, 2006 to August 31, 2006.

Beginning April 1, 2006, there is a year-round exemption for the 4% New York State sales and use taxes for clothing, footwear, and items used to make or repair exempt clothing costing less than \$110 per item or pair. The exemption does not apply to locally imposed sales and use taxes unless the county or city imposing those taxes elected the exemption.

Use these rates for your entries in the worksheets on pages 65 and 66.

If the rate for your locality is 0, no state or local tax is due on clothing and footwear costing less than \$110 purchased during that period.

New York City comprises five counties, which are also boroughs whose names are more widely known (see *Chart 1* on page 67).

Taxing jurisdiction	1/30 - 2/5 Tax rate %	4/1 - 11/30 Tax rate %
Albany County	0	4
Allegany County	0	4½
Broome County ¹	0	0
Cattaraugus County (outside the following)	0	4
Olean (city) ²	0	4
Salamanca (city)	0	4
Cayuga County (outside the following)	0	4
Auburn (city)	0	4
Chautauqua County	0	0
Chemung County	0	4
Chenango County (outside the following)	0	0
Norwich (city)	0	0
Clinton County	0	3¾
Columbia County	0	0
Cortland County	0	4
Delaware County	0	0
Dutchess County	0	0
Erie County	0	4¾
Essex County	0	3¾
Franklin County ³	0	4
Fulton County (outside the following)	0	4
Gloversville (city) ⁴	0	4
Johnstown (city)	0	4
Genesee County	0	4
Greene County	0	0
Hamilton County	0	0
Herkimer County	0	4
Jefferson County	0	3¾
Lewis County	3¾	3¾
Livingston County	0	4
Madison County (outside the following)	0	0
Oneida (city)	0	2
Monroe County	0	4
Montgomery County	0	4
Nassau County	4⅝	4⅝
New York City	0	0
Niagara County	0	4
Oneida County ⁵ (outside the following)	0	5
Rome (city) ⁵	0	5
Sherrill (city) ⁶	0	4
Utica (city) ⁵	1½	5
Onondaga County	0	4
Ontario County ⁷	0	3⅞
Orange County	4⅞	4⅞

Taxing jurisdiction	1/30 - 2/5 Tax rate %	4/1 - 11/30 Tax rate %
Orleans County	0	4
Oswego County (outside the following)	0	4
Fulton (city)	4	4
Oswego (city)	0	4
Otsego County	0	4
Putnam County	3⅞	3⅞
Rensselaer County	0	0
Rockland County	0	4
St. Lawrence County	0	3
Saratoga County (outside the following)	0	3
Saratoga Springs (city)	0	3
Schenectady County	0	4
Schoharie County	0	4
Schuyler County ⁸	0	0
Seneca County	0	4
Steuben County (outside the following)	0	4
Corning (city)	0	4
Hornell (city)	0	4
Suffolk County	0	4⅝
Sullivan County	0	3½
Tioga County	0	0
Tompkins County (outside the following)	0	4
Ithaca (city)	0	4
Ulster County	0	4
Warren County (outside the following)	0	3
Glens Falls (city)	0	3
Washington County	0	3
Wayne County	0	0
Westchester County (outside the following)	3⅞	3⅞
Mount Vernon (city)	4⅞	4⅞
New Rochelle (city)	4⅞	4⅞
White Plains (city)	3⅞	3⅞
Yonkers (city)	4⅞	4⅞
Wyoming County	0	4
Yates County	0	4

- 1 Broome County rate was 4% from April 1, 2006, through May 31, 2006.
- 2 City of Olean rate was 2½% from April 1, 2006, through May 31, 2006.
- 3 Franklin County rate was 3% from April 1, 2006, through May 31, 2006.
- 4 City of Gloversville rate was 2% from April 1, 2006, through August 31, 2006.
- 5 Oneida County rate (including the cities of Rome and Utica) was 5½% from April 1, 2006, through August 31, 2006.
- 6 City of Sherrill rate was 4½% from April 1, 2006, through August 31, 2006.
- 7 Ontario County rate was 3% from April 1, 2006, through August 31, 2006.
- 8 Schuyler County rate was 4% from April 1, 2006, through May 31, 2006.



2006 New York State Tax Table



Caution: If your New York adjusted gross income (line 32 of Form IT-203) is more than \$100,000, you cannot use these tables. See *Tax computation — New York AGI of more than \$100,000* on page 77 to compute your tax. Failure to follow these instructions may result in your having to pay interest and penalty if the income tax you report on your return is less than the correct amount.

The tax is based on New York taxable income (line 37 of Form IT-203).

Example: Mr. and Mrs. Jones are filing a joint return. Their taxable income on line 37 of Form IT-203 is \$38,275. First, they find the 38,250 - 38,300 income line. Next, they find the column for Married filing jointly and read down the column. The amount shown where the income line and filing status column meet is \$1,844. This is the tax amount they must write on line 38 of Form IT-203.

If line 37 (taxable income) is –		And you are –		
At least	But less than	Single or Married filing separately	Married filing jointly*	Head of a household
Your New York State tax is:				
38,200	38,250	2,221	1,841	2,055
38,250	38,300	2,225	1,844	2,059
38,300	38,350	2,228	1,847	2,062
38,350	38,400	2,232	1,850	2,066

If line 37 (taxable income) is –		And you are –			If line 37 (taxable income) is –		And you are –			If line 37 (taxable income) is –		And you are –		
At least	But less than	Single or Married filing separately	Married filing jointly*	Head of a household	At least	But less than	Single or Married filing separately	Married filing jointly*	Head of a household	At least	But less than	Single or Married filing separately	Married filing jointly*	Head of a household
		Your New York State tax is:					Your New York State tax is:					Your New York State tax is:		
\$0	\$13	\$0	\$0	\$0	2,000		Your New York State tax is:			4,000		Your New York State tax is:		
13	25	1	1	1	2,000	2,050	81	81	81	4,000	4,050	161	161	161
25	50	2	2	2	2,050	2,100	83	83	83	4,050	4,100	163	163	163
50	100	3	3	3	2,100	2,150	85	85	85	4,100	4,150	165	165	165
100	150	5	5	5	2,150	2,200	87	87	87	4,150	4,200	167	167	167
150	200	7	7	7	2,200	2,250	89	89	89	4,200	4,250	169	169	169
200	250	9	9	9	2,250	2,300	91	91	91	4,250	4,300	171	171	171
250	300	11	11	11	2,300	2,350	93	93	93	4,300	4,350	173	173	173
300	350	13	13	13	2,350	2,400	95	95	95	4,350	4,400	175	175	175
350	400	15	15	15	2,400	2,450	97	97	97	4,400	4,450	177	177	177
400	450	17	17	17	2,450	2,500	99	99	99	4,450	4,500	179	179	179
450	500	19	19	19	2,500	2,550	101	101	101	4,500	4,550	181	181	181
500	550	21	21	21	2,550	2,600	103	103	103	4,550	4,600	183	183	183
550	600	23	23	23	2,600	2,650	105	105	105	4,600	4,650	185	185	185
600	650	25	25	25	2,650	2,700	107	107	107	4,650	4,700	187	187	187
650	700	27	27	27	2,700	2,750	109	109	109	4,700	4,750	189	189	189
700	750	29	29	29	2,750	2,800	111	111	111	4,750	4,800	191	191	191
750	800	31	31	31	2,800	2,850	113	113	113	4,800	4,850	193	193	193
800	850	33	33	33	2,850	2,900	115	115	115	4,850	4,900	195	195	195
850	900	35	35	35	2,900	2,950	117	117	117	4,900	4,950	197	197	197
900	950	37	37	37	2,950	3,000	119	119	119	4,950	5,000	199	199	199
950	1,000	39	39	39										
1,000		Your New York State tax is:			3,000		Your New York State tax is:			5,000		Your New York State tax is:		
1,000	1,050	41	41	41	3,000	3,050	121	121	121	5,000	5,050	201	201	201
1,050	1,100	43	43	43	3,050	3,100	123	123	123	5,050	5,100	203	203	203
1,100	1,150	45	45	45	3,100	3,150	125	125	125	5,100	5,150	205	205	205
1,150	1,200	47	47	47	3,150	3,200	127	127	127	5,150	5,200	207	207	207
1,200	1,250	49	49	49	3,200	3,250	129	129	129	5,200	5,250	209	209	209
1,250	1,300	51	51	51	3,250	3,300	131	131	131	5,250	5,300	211	211	211
1,300	1,350	53	53	53	3,300	3,350	133	133	133	5,300	5,350	213	213	213
1,350	1,400	55	55	55	3,350	3,400	135	135	135	5,350	5,400	215	215	215
1,400	1,450	57	57	57	3,400	3,450	137	137	137	5,400	5,450	217	217	217
1,450	1,500	59	59	59	3,450	3,500	139	139	139	5,450	5,500	219	219	219
1,500	1,550	61	61	61	3,500	3,550	141	141	141	5,500	5,550	221	221	221
1,550	1,600	63	63	63	3,550	3,600	143	143	143	5,550	5,600	223	223	223
1,600	1,650	65	65	65	3,600	3,650	145	145	145	5,600	5,650	225	225	225
1,650	1,700	67	67	67	3,650	3,700	147	147	147	5,650	5,700	227	227	227
1,700	1,750	69	69	69	3,700	3,750	149	149	149	5,700	5,750	229	229	229
1,750	1,800	71	71	71	3,750	3,800	151	151	151	5,750	5,800	231	231	231
1,800	1,850	73	73	73	3,800	3,850	153	153	153	5,800	5,850	233	233	233
1,850	1,900	75	75	75	3,850	3,900	155	155	155	5,850	5,900	235	235	235
1,900	1,950	77	77	77	3,900	3,950	157	157	157	5,900	5,950	237	237	237
1,950	2,000	79	79	79	3,950	4,000	159	159	159	5,950	6,000	239	239	239

* This column must also be used by a qualifying widow(er)

2006 New York State Tax Table



If line 37 (taxable income) is –		And you are –			If line 37 (taxable income) is –		And you are –			If line 37 (taxable income) is –		And you are –		
At least	But less than	Single or Married filing separately	Married filing jointly*	Head of a household	At least	But less than	Single or Married filing separately	Married filing jointly*	Head of a household	At least	But less than	Single or Married filing separately	Married filing jointly*	Head of a household
6,000		Your New York State tax is:			9,000		Your New York State tax is:			12,000		Your New York State tax is:		
6,000	6,050	241	241	241	9,000	9,050	366	361	361	12,000	12,050	509	481	486
6,050	6,100	243	243	243	9,050	9,100	368	363	363	12,050	12,100	511	483	488
6,100	6,150	245	245	245	9,100	9,150	371	365	365	12,100	12,150	514	485	491
6,150	6,200	247	247	247	9,150	9,200	373	367	367	12,150	12,200	517	487	493
6,200	6,250	249	249	249	9,200	9,250	375	369	369	12,200	12,250	519	489	495
6,250	6,300	251	251	251	9,250	9,300	377	371	371	12,250	12,300	522	491	497
6,300	6,350	253	253	253	9,300	9,350	380	373	373	12,300	12,350	525	493	500
6,350	6,400	255	255	255	9,350	9,400	382	375	375	12,350	12,400	527	495	502
6,400	6,450	257	257	257	9,400	9,450	384	377	377	12,400	12,450	530	497	504
6,450	6,500	259	259	259	9,450	9,500	386	379	379	12,450	12,500	532	499	506
6,500	6,550	261	261	261	9,500	9,550	389	381	381	12,500	12,550	535	501	509
6,550	6,600	263	263	263	9,550	9,600	391	383	383	12,550	12,600	538	503	511
6,600	6,650	265	265	265	9,600	9,650	393	385	385	12,600	12,650	540	505	513
6,650	6,700	267	267	267	9,650	9,700	395	387	387	12,650	12,700	543	507	515
6,700	6,750	269	269	269	9,700	9,750	398	389	389	12,700	12,750	546	509	518
6,750	6,800	271	271	271	9,750	9,800	400	391	391	12,750	12,800	548	511	520
6,800	6,850	273	273	273	9,800	9,850	402	393	393	12,800	12,850	551	513	522
6,850	6,900	275	275	275	9,850	9,900	404	395	395	12,850	12,900	553	515	524
6,900	6,950	277	277	277	9,900	9,950	407	397	397	12,900	12,950	556	517	527
6,950	7,000	279	279	279	9,950	10,000	409	399	399	12,950	13,000	559	519	529
7,000		Your New York State tax is:			10,000		Your New York State tax is:			13,000		Your New York State tax is:		
7,000	7,050	281	281	281	10,000	10,050	411	401	401	13,000	13,050	561	521	531
7,050	7,100	283	283	283	10,050	10,100	413	403	403	13,050	13,100	564	523	533
7,100	7,150	285	285	285	10,100	10,150	416	405	405	13,100	13,150	567	525	536
7,150	7,200	287	287	287	10,150	10,200	418	407	407	13,150	13,200	570	527	538
7,200	7,250	289	289	289	10,200	10,250	420	409	409	13,200	13,250	573	529	540
7,250	7,300	291	291	291	10,250	10,300	422	411	411	13,250	13,300	576	531	542
7,300	7,350	293	293	293	10,300	10,350	425	413	413	13,300	13,350	579	533	545
7,350	7,400	295	295	295	10,350	10,400	427	415	415	13,350	13,400	582	535	547
7,400	7,450	297	297	297	10,400	10,450	429	417	417	13,400	13,450	585	537	549
7,450	7,500	299	299	299	10,450	10,500	431	419	419	13,450	13,500	588	539	551
7,500	7,550	301	301	301	10,500	10,550	434	421	421	13,500	13,550	591	541	554
7,550	7,600	303	303	303	10,550	10,600	436	423	423	13,550	13,600	594	543	556
7,600	7,650	305	305	305	10,600	10,650	438	425	425	13,600	13,650	597	545	558
7,650	7,700	307	307	307	10,650	10,700	440	427	427	13,650	13,700	600	547	560
7,700	7,750	309	309	309	10,700	10,750	443	429	429	13,700	13,750	603	549	563
7,750	7,800	311	311	311	10,750	10,800	445	431	431	13,750	13,800	606	551	565
7,800	7,850	313	313	313	10,800	10,850	447	433	433	13,800	13,850	609	553	567
7,850	7,900	315	315	315	10,850	10,900	449	435	435	13,850	13,900	612	555	569
7,900	7,950	317	317	317	10,900	10,950	452	437	437	13,900	13,950	615	557	572
7,950	8,000	319	319	319	10,950	11,000	454	439	439	13,950	14,000	618	559	574
8,000		Your New York State tax is:			11,000		Your New York State tax is:			14,000		Your New York State tax is:		
8,000	8,050	321	321	321	11,000	11,050	456	441	441	14,000	14,050	620	561	576
8,050	8,100	323	323	323	11,050	11,100	459	443	443	14,050	14,100	623	563	578
8,100	8,150	326	325	325	11,100	11,150	462	445	446	14,100	14,150	626	565	581
8,150	8,200	328	327	327	11,150	11,200	464	447	448	14,150	14,200	629	567	583
8,200	8,250	330	329	329	11,200	11,250	467	449	450	14,200	14,250	632	569	585
8,250	8,300	332	331	331	11,250	11,300	469	451	452	14,250	14,300	635	571	587
8,300	8,350	335	333	333	11,300	11,350	472	453	455	14,300	14,350	638	573	590
8,350	8,400	337	335	335	11,350	11,400	475	455	457	14,350	14,400	641	575	592
8,400	8,450	339	337	337	11,400	11,450	477	457	459	14,400	14,450	644	577	594
8,450	8,500	341	339	339	11,450	11,500	480	459	461	14,450	14,500	647	579	596
8,500	8,550	344	341	341	11,500	11,550	483	461	464	14,500	14,550	650	581	599
8,550	8,600	346	343	343	11,550	11,600	485	463	466	14,550	14,600	653	583	601
8,600	8,650	348	345	345	11,600	11,650	488	465	468	14,600	14,650	656	585	603
8,650	8,700	350	347	347	11,650	11,700	490	467	470	14,650	14,700	659	587	605
8,700	8,750	353	349	349	11,700	11,750	493	469	473	14,700	14,750	662	589	608
8,750	8,800	355	351	351	11,750	11,800	496	471	475	14,750	14,800	665	591	610
8,800	8,850	357	353	353	11,800	11,850	498	473	477	14,800	14,850	668	593	612
8,850	8,900	359	355	355	11,850	11,900	501	475	479	14,850	14,900	671	595	614
8,900	8,950	362	357	357	11,900	11,950	504	477	482	14,900	14,950	674	597	617
8,950	9,000	364	359	359	11,950	12,000	506	479	484	14,950	15,000	677	599	619

* This column must also be used by a qualifying widow(er)



2006 New York State Tax Table

If line 37 (taxable income) is –		And you are –			If line 37 (taxable income) is –		And you are –			If line 37 (taxable income) is –		And you are –		
At least	But less than	Single or Married filing separately	Married filing jointly*	Head of a household	At least	But less than	Single or Married filing separately	Married filing jointly*	Head of a household	At least	But less than	Single or Married filing separately	Married filing jointly*	Head of a household
15,000		Your New York State tax is:			18,000		Your New York State tax is:			21,000		Your New York State tax is:		
15,000	15,050	679	601	621	18,000	18,050	856	731	785	21,000	21,050	1,043	866	962
15,050	15,100	682	603	624	18,050	18,100	859	733	788	21,050	21,100	1,047	868	965
15,100	15,150	685	605	627	18,100	18,150	862	736	791	21,100	21,150	1,050	871	968
15,150	15,200	688	607	629	18,150	18,200	865	738	794	21,150	21,200	1,053	873	971
15,200	15,250	691	609	632	18,200	18,250	868	740	797	21,200	21,250	1,057	875	974
15,250	15,300	694	611	634	18,250	18,300	871	742	800	21,250	21,300	1,060	877	977
15,300	15,350	697	613	637	18,300	18,350	874	745	803	21,300	21,350	1,064	880	980
15,350	15,400	700	615	640	18,350	18,400	877	747	806	21,350	21,400	1,067	882	983
15,400	15,450	703	617	642	18,400	18,450	880	749	809	21,400	21,450	1,071	884	986
15,450	15,500	706	619	645	18,450	18,500	883	751	812	21,450	21,500	1,074	886	989
15,500	15,550	709	621	648	18,500	18,550	886	754	815	21,500	21,550	1,077	889	992
15,550	15,600	712	623	650	18,550	18,600	889	756	818	21,550	21,600	1,081	891	995
15,600	15,650	715	625	653	18,600	18,650	892	758	821	21,600	21,650	1,084	893	998
15,650	15,700	718	627	655	18,650	18,700	895	760	824	21,650	21,700	1,088	895	1,001
15,700	15,750	721	629	658	18,700	18,750	898	763	827	21,700	21,750	1,091	898	1,004
15,750	15,800	724	631	661	18,750	18,800	901	765	830	21,750	21,800	1,095	900	1,007
15,800	15,850	727	633	663	18,800	18,850	904	767	833	21,800	21,850	1,098	902	1,010
15,850	15,900	730	635	666	18,850	18,900	907	769	836	21,850	21,900	1,101	904	1,013
15,900	15,950	733	637	669	18,900	18,950	910	772	839	21,900	21,950	1,105	907	1,016
15,950	16,000	736	639	671	18,950	19,000	913	774	842	21,950	22,000	1,108	909	1,019
16,000		Your New York State tax is:			19,000		Your New York State tax is:			22,000		Your New York State tax is:		
16,000	16,050	738	641	674	19,000	19,050	915	776	844	22,000	22,050	1,112	911	1,021
16,050	16,100	741	643	676	19,050	19,100	918	778	847	22,050	22,100	1,115	914	1,024
16,100	16,150	744	646	679	19,100	19,150	921	781	850	22,100	22,150	1,119	917	1,027
16,150	16,200	747	648	682	19,150	19,200	924	783	853	22,150	22,200	1,122	919	1,030
16,200	16,250	750	650	684	19,200	19,250	927	785	856	22,200	22,250	1,125	922	1,033
16,250	16,300	753	652	687	19,250	19,300	930	787	859	22,250	22,300	1,129	924	1,036
16,300	16,350	756	655	690	19,300	19,350	933	790	862	22,300	22,350	1,132	927	1,039
16,350	16,400	759	657	692	19,350	19,400	936	792	865	22,350	22,400	1,136	930	1,042
16,400	16,450	762	659	695	19,400	19,450	939	794	868	22,400	22,450	1,139	932	1,045
16,450	16,500	765	661	697	19,450	19,500	942	796	871	22,450	22,500	1,143	935	1,048
16,500	16,550	768	664	700	19,500	19,550	945	799	874	22,500	22,550	1,146	938	1,051
16,550	16,600	771	666	703	19,550	19,600	948	801	877	22,550	22,600	1,149	940	1,054
16,600	16,650	774	668	705	19,600	19,650	951	803	880	22,600	22,650	1,153	943	1,057
16,650	16,700	777	670	708	19,650	19,700	954	805	883	22,650	22,700	1,156	945	1,060
16,700	16,750	780	673	711	19,700	19,750	957	808	886	22,700	22,750	1,160	948	1,063
16,750	16,800	783	675	713	19,750	19,800	960	810	889	22,750	22,800	1,163	951	1,066
16,800	16,850	786	677	716	19,800	19,850	963	812	892	22,800	22,850	1,167	953	1,069
16,850	16,900	789	679	718	19,850	19,900	966	814	895	22,850	22,900	1,170	956	1,072
16,900	16,950	792	682	721	19,900	19,950	969	817	898	22,900	22,950	1,173	959	1,075
16,950	17,000	795	684	724	19,950	20,000	972	819	901	22,950	23,000	1,177	961	1,078
17,000		Your New York State tax is:			20,000		Your New York State tax is:			23,000		Your New York State tax is:		
17,000	17,050	797	686	726	20,000	20,050	975	821	903	23,000	23,050	1,180	964	1,080
17,050	17,100	800	688	729	20,050	20,100	978	823	906	23,050	23,100	1,184	966	1,083
17,100	17,150	803	691	732	20,100	20,150	982	826	909	23,100	23,150	1,187	969	1,086
17,150	17,200	806	693	735	20,150	20,200	985	828	912	23,150	23,200	1,190	972	1,089
17,200	17,250	809	695	738	20,200	20,250	988	830	915	23,200	23,250	1,194	974	1,092
17,250	17,300	812	697	741	20,250	20,300	992	832	918	23,250	23,300	1,197	977	1,095
17,300	17,350	815	700	744	20,300	20,350	995	835	921	23,300	23,350	1,201	980	1,098
17,350	17,400	818	702	747	20,350	20,400	999	837	924	23,350	23,400	1,204	982	1,101
17,400	17,450	821	704	750	20,400	20,450	1,002	839	927	23,400	23,450	1,208	985	1,104
17,450	17,500	824	706	753	20,450	20,500	1,006	841	930	23,450	23,500	1,211	987	1,107
17,500	17,550	827	709	756	20,500	20,550	1,009	844	933	23,500	23,550	1,214	990	1,110
17,550	17,600	830	711	759	20,550	20,600	1,012	846	936	23,550	23,600	1,218	993	1,113
17,600	17,650	833	713	762	20,600	20,650	1,016	848	939	23,600	23,650	1,221	995	1,116
17,650	17,700	836	715	765	20,650	20,700	1,019	850	942	23,650	23,700	1,225	998	1,119
17,700	17,750	839	718	768	20,700	20,750	1,023	853	945	23,700	23,750	1,228	1,001	1,122
17,750	17,800	842	720	771	20,750	20,800	1,026	855	948	23,750	23,800	1,232	1,003	1,125
17,800	17,850	845	722	774	20,800	20,850	1,030	857	951	23,800	23,850	1,235	1,006	1,128
17,850	17,900	848	724	777	20,850	20,900	1,033	859	954	23,850	23,900	1,238	1,008	1,131
17,900	17,950	851	727	780	20,900	20,950	1,036	862	957	23,900	23,950	1,242	1,011	1,134
17,950	18,000	854	729	783	20,950	21,000	1,040	864	960	23,950	24,000	1,245	1,014	1,137

* This column must also be used by a qualifying widow(er)

2006 New York State Tax Table



If line 37 (taxable income) is –		And you are –			If line 37 (taxable income) is –		And you are –			If line 37 (taxable income) is –		And you are –		
At least	But less than	Single or Married filing separately	Married filing jointly*	Head of a household	At least	But less than	Single or Married filing separately	Married filing jointly*	Head of a household	At least	But less than	Single or Married filing separately	Married filing jointly*	Head of a household
24,000		Your New York State tax is:			27,000		Your New York State tax is:			30,000		Your New York State tax is:		
24,000	24,050	1,249	1,016	1,139	27,000	27,050	1,454	1,180	1,316	30,000	30,050	1,660	1,357	1,494
24,050	24,100	1,252	1,019	1,142	27,050	27,100	1,458	1,183	1,319	30,050	30,100	1,663	1,360	1,497
24,100	24,150	1,256	1,022	1,145	27,100	27,150	1,461	1,186	1,322	30,100	30,150	1,667	1,363	1,501
24,150	24,200	1,259	1,024	1,148	27,150	27,200	1,464	1,189	1,325	30,150	30,200	1,670	1,366	1,504
24,200	24,250	1,262	1,027	1,151	27,200	27,250	1,468	1,192	1,328	30,200	30,250	1,673	1,369	1,507
24,250	24,300	1,266	1,029	1,154	27,250	27,300	1,471	1,195	1,331	30,250	30,300	1,677	1,372	1,511
24,300	24,350	1,269	1,032	1,157	27,300	27,350	1,475	1,198	1,334	30,300	30,350	1,680	1,375	1,514
24,350	24,400	1,273	1,035	1,160	27,350	27,400	1,478	1,201	1,337	30,350	30,400	1,684	1,378	1,518
24,400	24,450	1,276	1,037	1,163	27,400	27,450	1,482	1,204	1,340	30,400	30,450	1,687	1,381	1,521
24,450	24,500	1,280	1,040	1,166	27,450	27,500	1,485	1,207	1,343	30,450	30,500	1,691	1,384	1,525
24,500	24,550	1,283	1,043	1,169	27,500	27,550	1,488	1,210	1,346	30,500	30,550	1,694	1,387	1,528
24,550	24,600	1,286	1,045	1,172	27,550	27,600	1,492	1,213	1,349	30,550	30,600	1,697	1,390	1,531
24,600	24,650	1,290	1,048	1,175	27,600	27,650	1,495	1,216	1,352	30,600	30,650	1,701	1,393	1,535
24,650	24,700	1,293	1,050	1,178	27,650	27,700	1,499	1,219	1,355	30,650	30,700	1,704	1,396	1,538
24,700	24,750	1,297	1,053	1,181	27,700	27,750	1,502	1,222	1,358	30,700	30,750	1,708	1,399	1,542
24,750	24,800	1,300	1,056	1,184	27,750	27,800	1,506	1,225	1,361	30,750	30,800	1,711	1,402	1,545
24,800	24,850	1,304	1,058	1,187	27,800	27,850	1,509	1,228	1,364	30,800	30,850	1,715	1,405	1,549
24,850	24,900	1,307	1,061	1,190	27,850	27,900	1,512	1,231	1,367	30,850	30,900	1,718	1,408	1,552
24,900	24,950	1,310	1,064	1,193	27,900	27,950	1,516	1,234	1,370	30,900	30,950	1,721	1,411	1,555
24,950	25,000	1,314	1,066	1,196	27,950	28,000	1,519	1,237	1,373	30,950	31,000	1,725	1,414	1,559
25,000		Your New York State tax is:			28,000		Your New York State tax is:			31,000		Your New York State tax is:		
25,000	25,050	1,317	1,069	1,198	28,000	28,050	1,523	1,239	1,375	31,000	31,050	1,728	1,416	1,562
25,050	25,100	1,321	1,071	1,201	28,050	28,100	1,526	1,242	1,378	31,050	31,100	1,732	1,419	1,566
25,100	25,150	1,324	1,074	1,204	28,100	28,150	1,530	1,245	1,381	31,100	31,150	1,735	1,422	1,569
25,150	25,200	1,327	1,077	1,207	28,150	28,200	1,533	1,248	1,384	31,150	31,200	1,738	1,425	1,572
25,200	25,250	1,331	1,079	1,210	28,200	28,250	1,536	1,251	1,387	31,200	31,250	1,742	1,428	1,576
25,250	25,300	1,334	1,082	1,213	28,250	28,300	1,540	1,254	1,390	31,250	31,300	1,745	1,431	1,579
25,300	25,350	1,338	1,085	1,216	28,300	28,350	1,543	1,257	1,393	31,300	31,350	1,749	1,434	1,583
25,350	25,400	1,341	1,087	1,219	28,350	28,400	1,547	1,260	1,396	31,350	31,400	1,752	1,437	1,586
25,400	25,450	1,345	1,090	1,222	28,400	28,450	1,550	1,263	1,399	31,400	31,450	1,756	1,440	1,590
25,450	25,500	1,348	1,092	1,225	28,450	28,500	1,554	1,266	1,402	31,450	31,500	1,759	1,443	1,593
25,500	25,550	1,351	1,095	1,228	28,500	28,550	1,557	1,269	1,405	31,500	31,550	1,762	1,446	1,596
25,550	25,600	1,355	1,098	1,231	28,550	28,600	1,560	1,272	1,408	31,550	31,600	1,766	1,449	1,600
25,600	25,650	1,358	1,100	1,234	28,600	28,650	1,564	1,275	1,411	31,600	31,650	1,769	1,452	1,603
25,650	25,700	1,362	1,103	1,237	28,650	28,700	1,567	1,278	1,414	31,650	31,700	1,773	1,455	1,607
25,700	25,750	1,365	1,106	1,240	28,700	28,750	1,571	1,281	1,417	31,700	31,750	1,776	1,458	1,610
25,750	25,800	1,369	1,108	1,243	28,750	28,800	1,574	1,284	1,420	31,750	31,800	1,780	1,461	1,614
25,800	25,850	1,372	1,111	1,246	28,800	28,850	1,578	1,287	1,423	31,800	31,850	1,783	1,464	1,617
25,850	25,900	1,375	1,113	1,249	28,850	28,900	1,581	1,290	1,426	31,850	31,900	1,786	1,467	1,620
25,900	25,950	1,379	1,116	1,252	28,900	28,950	1,584	1,293	1,429	31,900	31,950	1,790	1,470	1,624
25,950	26,000	1,382	1,119	1,255	28,950	29,000	1,588	1,296	1,432	31,950	32,000	1,793	1,473	1,627
26,000		Your New York State tax is:			29,000		Your New York State tax is:			32,000		Your New York State tax is:		
26,000	26,050	1,386	1,121	1,257	29,000	29,050	1,591	1,298	1,434	32,000	32,050	1,797	1,475	1,631
26,050	26,100	1,389	1,124	1,260	29,050	29,100	1,595	1,301	1,437	32,050	32,100	1,800	1,478	1,634
26,100	26,150	1,393	1,127	1,263	29,100	29,150	1,598	1,304	1,440	32,100	32,150	1,804	1,481	1,638
26,150	26,200	1,396	1,130	1,266	29,150	29,200	1,601	1,307	1,443	32,150	32,200	1,807	1,484	1,641
26,200	26,250	1,399	1,133	1,269	29,200	29,250	1,605	1,310	1,446	32,200	32,250	1,810	1,487	1,644
26,250	26,300	1,403	1,136	1,272	29,250	29,300	1,608	1,313	1,449	32,250	32,300	1,814	1,490	1,648
26,300	26,350	1,406	1,139	1,275	29,300	29,350	1,612	1,316	1,452	32,300	32,350	1,817	1,493	1,651
26,350	26,400	1,410	1,142	1,278	29,350	29,400	1,615	1,319	1,455	32,350	32,400	1,821	1,496	1,655
26,400	26,450	1,413	1,145	1,281	29,400	29,450	1,619	1,322	1,458	32,400	32,450	1,824	1,499	1,658
26,450	26,500	1,417	1,148	1,284	29,450	29,500	1,622	1,325	1,461	32,450	32,500	1,828	1,502	1,662
26,500	26,550	1,420	1,151	1,287	29,500	29,550	1,625	1,328	1,464	32,500	32,550	1,831	1,505	1,665
26,550	26,600	1,423	1,154	1,290	29,550	29,600	1,629	1,331	1,467	32,550	32,600	1,834	1,508	1,668
26,600	26,650	1,427	1,157	1,293	29,600	29,650	1,632	1,334	1,470	32,600	32,650	1,838	1,511	1,672
26,650	26,700	1,430	1,160	1,296	29,650	29,700	1,636	1,337	1,473	32,650	32,700	1,841	1,514	1,675
26,700	26,750	1,434	1,163	1,299	29,700	29,750	1,639	1,340	1,476	32,700	32,750	1,845	1,517	1,679
26,750	26,800	1,437	1,166	1,302	29,750	29,800	1,643	1,343	1,479	32,750	32,800	1,848	1,520	1,682
26,800	26,850	1,441	1,169	1,305	29,800	29,850	1,646	1,346	1,482	32,800	32,850	1,852	1,523	1,686
26,850	26,900	1,444	1,172	1,308	29,850	29,900	1,649	1,349	1,485	32,850	32,900	1,855	1,526	1,689
26,900	26,950	1,447	1,175	1,311	29,900	29,950	1,653	1,352	1,488	32,900	32,950	1,858	1,529	1,692
26,950	27,000	1,451	1,178	1,314	29,950	30,000	1,656	1,355	1,491	32,950	33,000	1,862	1,532	1,696

* This column must also be used by a qualifying widow(er)



2006 New York State Tax Table

If line 37 (taxable income) is –		And you are –			If line 37 (taxable income) is –		And you are –			If line 37 (taxable income) is –		And you are –		
At least	But less than	Single or Married filing separately	Married filing jointly*	Head of a household	At least	But less than	Single or Married filing separately	Married filing jointly*	Head of a household	At least	But less than	Single or Married filing separately	Married filing jointly*	Head of a household
33,000		Your New York State tax is:			36,000		Your New York State tax is:			39,000		Your New York State tax is:		
33,000	33,050	1,865	1,534	1,699	36,000	36,050	2,071	1,711	1,905	39,000	39,050	2,276	1,888	2,110
33,050	33,100	1,869	1,537	1,703	36,050	36,100	2,074	1,714	1,908	39,050	39,100	2,280	1,891	2,114
33,100	33,150	1,872	1,540	1,706	36,100	36,150	2,078	1,717	1,912	39,100	39,150	2,283	1,894	2,117
33,150	33,200	1,875	1,543	1,709	36,150	36,200	2,081	1,720	1,915	39,150	39,200	2,286	1,897	2,120
33,200	33,250	1,879	1,546	1,713	36,200	36,250	2,084	1,723	1,918	39,200	39,250	2,290	1,900	2,124
33,250	33,300	1,882	1,549	1,716	36,250	36,300	2,088	1,726	1,922	39,250	39,300	2,293	1,903	2,127
33,300	33,350	1,886	1,552	1,720	36,300	36,350	2,091	1,729	1,925	39,300	39,350	2,297	1,906	2,131
33,350	33,400	1,889	1,555	1,723	36,350	36,400	2,095	1,732	1,929	39,350	39,400	2,300	1,909	2,134
33,400	33,450	1,893	1,558	1,727	36,400	36,450	2,098	1,735	1,932	39,400	39,450	2,304	1,912	2,138
33,450	33,500	1,896	1,561	1,730	36,450	36,500	2,102	1,738	1,936	39,450	39,500	2,307	1,915	2,141
33,500	33,550	1,899	1,564	1,733	36,500	36,550	2,105	1,741	1,939	39,500	39,550	2,310	1,918	2,144
33,550	33,600	1,903	1,567	1,737	36,550	36,600	2,108	1,744	1,942	39,550	39,600	2,314	1,921	2,148
33,600	33,650	1,906	1,570	1,740	36,600	36,650	2,112	1,747	1,946	39,600	39,650	2,317	1,924	2,151
33,650	33,700	1,910	1,573	1,744	36,650	36,700	2,115	1,750	1,949	39,650	39,700	2,321	1,927	2,155
33,700	33,750	1,913	1,576	1,747	36,700	36,750	2,119	1,753	1,953	39,700	39,750	2,324	1,930	2,158
33,750	33,800	1,917	1,579	1,751	36,750	36,800	2,122	1,756	1,956	39,750	39,800	2,328	1,933	2,162
33,800	33,850	1,920	1,582	1,754	36,800	36,850	2,126	1,759	1,960	39,800	39,850	2,331	1,936	2,165
33,850	33,900	1,923	1,585	1,757	36,850	36,900	2,129	1,762	1,963	39,850	39,900	2,334	1,939	2,168
33,900	33,950	1,927	1,588	1,761	36,900	36,950	2,132	1,765	1,966	39,900	39,950	2,338	1,942	2,172
33,950	34,000	1,930	1,591	1,764	36,950	37,000	2,136	1,768	1,970	39,950	40,000	2,341	1,945	2,175
34,000		Your New York State tax is:			37,000		Your New York State tax is:			40,000		Your New York State tax is:		
34,000	34,050	1,934	1,593	1,768	37,000	37,050	2,139	1,770	1,973	40,000	40,050	2,345	1,948	2,179
34,050	34,100	1,937	1,596	1,771	37,050	37,100	2,143	1,773	1,977	40,050	40,100	2,348	1,951	2,182
34,100	34,150	1,941	1,599	1,775	37,100	37,150	2,146	1,776	1,980	40,100	40,150	2,352	1,955	2,186
34,150	34,200	1,944	1,602	1,778	37,150	37,200	2,149	1,779	1,983	40,150	40,200	2,355	1,958	2,189
34,200	34,250	1,947	1,605	1,781	37,200	37,250	2,153	1,782	1,987	40,200	40,250	2,358	1,961	2,192
34,250	34,300	1,951	1,608	1,785	37,250	37,300	2,156	1,785	1,990	40,250	40,300	2,362	1,965	2,196
34,300	34,350	1,954	1,611	1,788	37,300	37,350	2,160	1,788	1,994	40,300	40,350	2,365	1,968	2,199
34,350	34,400	1,958	1,614	1,792	37,350	37,400	2,163	1,791	1,997	40,350	40,400	2,369	1,972	2,203
34,400	34,450	1,961	1,617	1,795	37,400	37,450	2,167	1,794	2,001	40,400	40,450	2,372	1,975	2,206
34,450	34,500	1,965	1,620	1,799	37,450	37,500	2,170	1,797	2,004	40,450	40,500	2,376	1,979	2,210
34,500	34,550	1,968	1,623	1,802	37,500	37,550	2,173	1,800	2,007	40,500	40,550	2,379	1,982	2,213
34,550	34,600	1,971	1,626	1,805	37,550	37,600	2,177	1,803	2,011	40,550	40,600	2,382	1,985	2,216
34,600	34,650	1,975	1,629	1,809	37,600	37,650	2,180	1,806	2,014	40,600	40,650	2,386	1,989	2,220
34,650	34,700	1,978	1,632	1,812	37,650	37,700	2,184	1,809	2,018	40,650	40,700	2,389	1,992	2,223
34,700	34,750	1,982	1,635	1,816	37,700	37,750	2,187	1,812	2,021	40,700	40,750	2,393	1,996	2,227
34,750	34,800	1,985	1,638	1,819	37,750	37,800	2,191	1,815	2,025	40,750	40,800	2,396	1,999	2,230
34,800	34,850	1,989	1,641	1,823	37,800	37,850	2,194	1,818	2,028	40,800	40,850	2,400	2,003	2,234
34,850	34,900	1,992	1,644	1,826	37,850	37,900	2,197	1,821	2,031	40,850	40,900	2,403	2,006	2,237
34,900	34,950	1,995	1,647	1,829	37,900	37,950	2,201	1,824	2,035	40,900	40,950	2,406	2,009	2,240
34,950	35,000	1,999	1,650	1,833	37,950	38,000	2,204	1,827	2,038	40,950	41,000	2,410	2,013	2,244
35,000		Your New York State tax is:			38,000		Your New York State tax is:			41,000		Your New York State tax is:		
35,000	35,050	2,002	1,652	1,836	38,000	38,050	2,208	1,829	2,042	41,000	41,050	2,413	2,016	2,247
35,050	35,100	2,006	1,655	1,840	38,050	38,100	2,211	1,832	2,045	41,050	41,100	2,417	2,020	2,251
35,100	35,150	2,009	1,658	1,843	38,100	38,150	2,215	1,835	2,049	41,100	41,150	2,420	2,023	2,254
35,150	35,200	2,012	1,661	1,846	38,150	38,200	2,218	1,838	2,052	41,150	41,200	2,423	2,026	2,257
35,200	35,250	2,016	1,664	1,850	38,200	38,250	2,221	1,841	2,055	41,200	41,250	2,427	2,030	2,261
35,250	35,300	2,019	1,667	1,853	38,250	38,300	2,225	1,844	2,059	41,250	41,300	2,430	2,033	2,264
35,300	35,350	2,023	1,670	1,857	38,300	38,350	2,228	1,847	2,062	41,300	41,350	2,434	2,037	2,268
35,350	35,400	2,026	1,673	1,860	38,350	38,400	2,232	1,850	2,066	41,350	41,400	2,437	2,040	2,271
35,400	35,450	2,030	1,676	1,864	38,400	38,450	2,235	1,853	2,069	41,400	41,450	2,441	2,044	2,275
35,450	35,500	2,033	1,679	1,867	38,450	38,500	2,239	1,856	2,073	41,450	41,500	2,444	2,047	2,278
35,500	35,550	2,036	1,682	1,870	38,500	38,550	2,242	1,859	2,076	41,500	41,550	2,447	2,050	2,281
35,550	35,600	2,040	1,685	1,874	38,550	38,600	2,245	1,862	2,079	41,550	41,600	2,451	2,054	2,285
35,600	35,650	2,043	1,688	1,877	38,600	38,650	2,249	1,865	2,083	41,600	41,650	2,454	2,057	2,288
35,650	35,700	2,047	1,691	1,881	38,650	38,700	2,252	1,868	2,086	41,650	41,700	2,458	2,061	2,292
35,700	35,750	2,050	1,694	1,884	38,700	38,750	2,256	1,871	2,090	41,700	41,750	2,461	2,064	2,295
35,750	35,800	2,054	1,697	1,888	38,750	38,800	2,259	1,874	2,093	41,750	41,800	2,465	2,068	2,299
35,800	35,850	2,057	1,700	1,891	38,800	38,850	2,263	1,877	2,097	41,800	41,850	2,468	2,071	2,302
35,850	35,900	2,060	1,703	1,894	38,850	38,900	2,266	1,880	2,100	41,850	41,900	2,471	2,074	2,305
35,900	35,950	2,064	1,706	1,898	38,900	38,950	2,269	1,883	2,103	41,900	41,950	2,475	2,078	2,309
35,950	36,000	2,067	1,709	1,901	38,950	39,000	2,273	1,886	2,107	41,950	42,000	2,478	2,081	2,312

* This column must also be used by a qualifying widow(er)

2006 New York State Tax Table



If line 37 (taxable income) is –		And you are –			If line 37 (taxable income) is –		And you are –			If line 37 (taxable income) is –		And you are –		
At least	But less than	Single or Married filing separately	Married filing jointly*	Head of a household	At least	But less than	Single or Married filing separately	Married filing jointly*	Head of a household	At least	But less than	Single or Married filing separately	Married filing jointly*	Head of a household
42,000		Your New York State tax is:			45,000		Your New York State tax is:			48,000		Your New York State tax is:		
42,000	42,050	2,482	2,085	2,316	45,000	45,050	2,687	2,290	2,521	48,000	48,050	2,893	2,496	2,727
42,050	42,100	2,485	2,088	2,319	45,050	45,100	2,691	2,294	2,525	48,050	48,100	2,896	2,499	2,730
42,100	42,150	2,489	2,092	2,323	45,100	45,150	2,694	2,297	2,528	48,100	48,150	2,900	2,503	2,734
42,150	42,200	2,492	2,095	2,326	45,150	45,200	2,697	2,300	2,531	48,150	48,200	2,903	2,506	2,737
42,200	42,250	2,495	2,098	2,329	45,200	45,250	2,701	2,304	2,535	48,200	48,250	2,906	2,509	2,740
42,250	42,300	2,499	2,102	2,333	45,250	45,300	2,704	2,307	2,538	48,250	48,300	2,910	2,513	2,744
42,300	42,350	2,502	2,105	2,336	45,300	45,350	2,708	2,311	2,542	48,300	48,350	2,913	2,516	2,747
42,350	42,400	2,506	2,109	2,340	45,350	45,400	2,711	2,314	2,545	48,350	48,400	2,917	2,520	2,751
42,400	42,450	2,509	2,112	2,343	45,400	45,450	2,715	2,318	2,549	48,400	48,450	2,920	2,523	2,754
42,450	42,500	2,513	2,116	2,347	45,450	45,500	2,718	2,321	2,552	48,450	48,500	2,924	2,527	2,758
42,500	42,550	2,516	2,119	2,350	45,500	45,550	2,721	2,324	2,555	48,500	48,550	2,927	2,530	2,761
42,550	42,600	2,519	2,122	2,353	45,550	45,600	2,725	2,328	2,559	48,550	48,600	2,930	2,533	2,764
42,600	42,650	2,523	2,126	2,357	45,600	45,650	2,728	2,331	2,562	48,600	48,650	2,934	2,537	2,768
42,650	42,700	2,526	2,129	2,360	45,650	45,700	2,732	2,335	2,566	48,650	48,700	2,937	2,540	2,771
42,700	42,750	2,530	2,133	2,364	45,700	45,750	2,735	2,338	2,569	48,700	48,750	2,941	2,544	2,775
42,750	42,800	2,533	2,136	2,367	45,750	45,800	2,739	2,342	2,573	48,750	48,800	2,944	2,547	2,778
42,800	42,850	2,537	2,140	2,371	45,800	45,850	2,742	2,345	2,576	48,800	48,850	2,948	2,551	2,782
42,850	42,900	2,540	2,143	2,374	45,850	45,900	2,745	2,348	2,579	48,850	48,900	2,951	2,554	2,785
42,900	42,950	2,543	2,146	2,377	45,900	45,950	2,749	2,352	2,583	48,900	48,950	2,954	2,557	2,788
42,950	43,000	2,547	2,150	2,381	45,950	46,000	2,752	2,355	2,586	48,950	49,000	2,958	2,561	2,792
43,000		Your New York State tax is:			46,000		Your New York State tax is:			49,000		Your New York State tax is:		
43,000	43,050	2,550	2,153	2,384	46,000	46,050	2,756	2,359	2,590	49,000	49,050	2,961	2,564	2,795
43,050	43,100	2,554	2,157	2,388	46,050	46,100	2,759	2,362	2,593	49,050	49,100	2,965	2,568	2,799
43,100	43,150	2,557	2,160	2,391	46,100	46,150	2,763	2,366	2,597	49,100	49,150	2,968	2,571	2,802
43,150	43,200	2,560	2,163	2,394	46,150	46,200	2,766	2,369	2,600	49,150	49,200	2,971	2,574	2,805
43,200	43,250	2,564	2,167	2,398	46,200	46,250	2,769	2,372	2,603	49,200	49,250	2,975	2,578	2,809
43,250	43,300	2,567	2,170	2,401	46,250	46,300	2,773	2,376	2,607	49,250	49,300	2,978	2,581	2,812
43,300	43,350	2,571	2,174	2,405	46,300	46,350	2,776	2,379	2,610	49,300	49,350	2,982	2,585	2,816
43,350	43,400	2,574	2,177	2,408	46,350	46,400	2,780	2,383	2,614	49,350	49,400	2,985	2,588	2,819
43,400	43,450	2,578	2,181	2,412	46,400	46,450	2,783	2,386	2,617	49,400	49,450	2,989	2,592	2,823
43,450	43,500	2,581	2,184	2,415	46,450	46,500	2,787	2,390	2,621	49,450	49,500	2,992	2,595	2,826
43,500	43,550	2,584	2,187	2,418	46,500	46,550	2,790	2,393	2,624	49,500	49,550	2,995	2,598	2,829
43,550	43,600	2,588	2,191	2,422	46,550	46,600	2,793	2,396	2,627	49,550	49,600	2,999	2,602	2,833
43,600	43,650	2,591	2,194	2,425	46,600	46,650	2,797	2,400	2,631	49,600	49,650	3,002	2,605	2,836
43,650	43,700	2,595	2,198	2,429	46,650	46,700	2,800	2,403	2,634	49,650	49,700	3,006	2,609	2,840
43,700	43,750	2,598	2,201	2,432	46,700	46,750	2,804	2,407	2,638	49,700	49,750	3,009	2,612	2,843
43,750	43,800	2,602	2,205	2,436	46,750	46,800	2,807	2,410	2,641	49,750	49,800	3,013	2,616	2,847
43,800	43,850	2,605	2,208	2,439	46,800	46,850	2,811	2,414	2,645	49,800	49,850	3,016	2,619	2,850
43,850	43,900	2,608	2,211	2,442	46,850	46,900	2,814	2,417	2,648	49,850	49,900	3,019	2,622	2,853
43,900	43,950	2,612	2,215	2,446	46,900	46,950	2,817	2,420	2,651	49,900	49,950	3,023	2,626	2,857
43,950	44,000	2,615	2,218	2,449	46,950	47,000	2,821	2,424	2,655	49,950	50,000	3,026	2,629	2,860
44,000		Your New York State tax is:			47,000		Your New York State tax is:			50,000		Your New York State tax is:		
44,000	44,050	2,619	2,222	2,453	47,000	47,050	2,824	2,427	2,658	50,000	50,050	3,030	2,633	2,864
44,050	44,100	2,622	2,225	2,456	47,050	47,100	2,828	2,431	2,662	50,050	50,100	3,033	2,636	2,867
44,100	44,150	2,626	2,229	2,460	47,100	47,150	2,831	2,434	2,665	50,100	50,150	3,037	2,640	2,871
44,150	44,200	2,629	2,232	2,463	47,150	47,200	2,834	2,437	2,668	50,150	50,200	3,040	2,643	2,874
44,200	44,250	2,632	2,235	2,466	47,200	47,250	2,838	2,441	2,672	50,200	50,250	3,043	2,646	2,877
44,250	44,300	2,636	2,239	2,470	47,250	47,300	2,841	2,444	2,675	50,250	50,300	3,047	2,650	2,881
44,300	44,350	2,639	2,242	2,473	47,300	47,350	2,845	2,448	2,679	50,300	50,350	3,050	2,653	2,884
44,350	44,400	2,643	2,246	2,477	47,350	47,400	2,848	2,451	2,682	50,350	50,400	3,054	2,657	2,888
44,400	44,450	2,646	2,249	2,480	47,400	47,450	2,852	2,455	2,686	50,400	50,450	3,057	2,660	2,891
44,450	44,500	2,650	2,253	2,484	47,450	47,500	2,855	2,458	2,689	50,450	50,500	3,061	2,664	2,895
44,500	44,550	2,653	2,256	2,487	47,500	47,550	2,858	2,461	2,692	50,500	50,550	3,064	2,667	2,898
44,550	44,600	2,656	2,259	2,490	47,550	47,600	2,862	2,465	2,696	50,550	50,600	3,067	2,670	2,901
44,600	44,650	2,660	2,263	2,494	47,600	47,650	2,865	2,468	2,699	50,600	50,650	3,071	2,674	2,905
44,650	44,700	2,663	2,266	2,497	47,650	47,700	2,869	2,472	2,703	50,650	50,700	3,074	2,677	2,908
44,700	44,750	2,667	2,270	2,501	47,700	47,750	2,872	2,475	2,706	50,700	50,750	3,078	2,681	2,912
44,750	44,800	2,670	2,273	2,504	47,750	47,800	2,876	2,479	2,710	50,750	50,800	3,081	2,684	2,915
44,800	44,850	2,674	2,277	2,508	47,800	47,850	2,879	2,482	2,713	50,800	50,850	3,085	2,688	2,919
44,850	44,900	2,677	2,280	2,511	47,850	47,900	2,882	2,485	2,716	50,850	50,900	3,088	2,691	2,922
44,900	44,950	2,680	2,283	2,514	47,900	47,950	2,886	2,489	2,720	50,900	50,950	3,091	2,694	2,925
44,950	45,000	2,684	2,287	2,518	47,950	48,000	2,889	2,492	2,723	50,950	51,000	3,095	2,698	2,929

* This column must also be used by a qualifying widow(er)



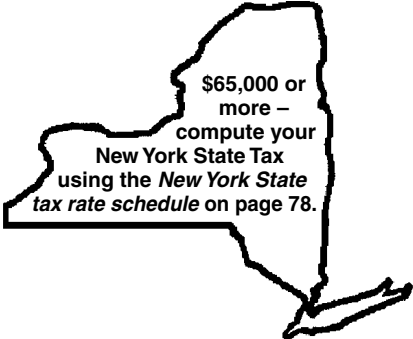
2006 New York State Tax Table

If line 37 (taxable income) is –		And you are –			If line 37 (taxable income) is –		And you are –			If line 37 (taxable income) is –		And you are –		
At least	But less than	Single or Married filing separately	Married filing jointly*	Head of a household	At least	But less than	Single or Married filing separately	Married filing jointly*	Head of a household	At least	But less than	Single or Married filing separately	Married filing jointly*	Head of a household
51,000		Your New York State tax is:			54,000		Your New York State tax is:			57,000		Your New York State tax is:		
51,000	51,050	3,098	2,701	2,932	54,000	54,050	3,304	2,907	3,138	57,000	57,050	3,509	3,112	3,343
51,050	51,100	3,102	2,705	2,936	54,050	54,100	3,307	2,910	3,141	57,050	57,100	3,513	3,116	3,347
51,100	51,150	3,105	2,708	2,939	54,100	54,150	3,311	2,914	3,145	57,100	57,150	3,516	3,119	3,350
51,150	51,200	3,108	2,711	2,942	54,150	54,200	3,314	2,917	3,148	57,150	57,200	3,519	3,122	3,353
51,200	51,250	3,112	2,715	2,946	54,200	54,250	3,317	2,920	3,151	57,200	57,250	3,523	3,126	3,357
51,250	51,300	3,115	2,718	2,949	54,250	54,300	3,321	2,924	3,155	57,250	57,300	3,526	3,129	3,360
51,300	51,350	3,119	2,722	2,953	54,300	54,350	3,324	2,927	3,158	57,300	57,350	3,530	3,133	3,364
51,350	51,400	3,122	2,725	2,956	54,350	54,400	3,328	2,931	3,162	57,350	57,400	3,533	3,136	3,367
51,400	51,450	3,126	2,729	2,960	54,400	54,450	3,331	2,934	3,165	57,400	57,450	3,537	3,140	3,371
51,450	51,500	3,129	2,732	2,963	54,450	54,500	3,335	2,938	3,169	57,450	57,500	3,540	3,143	3,374
51,500	51,550	3,132	2,735	2,966	54,500	54,550	3,338	2,941	3,172	57,500	57,550	3,543	3,146	3,377
51,550	51,600	3,136	2,739	2,970	54,550	54,600	3,341	2,944	3,175	57,550	57,600	3,547	3,150	3,381
51,600	51,650	3,139	2,742	2,973	54,600	54,650	3,345	2,948	3,179	57,600	57,650	3,550	3,153	3,384
51,650	51,700	3,143	2,746	2,977	54,650	54,700	3,348	2,951	3,182	57,650	57,700	3,554	3,157	3,388
51,700	51,750	3,146	2,749	2,980	54,700	54,750	3,352	2,955	3,186	57,700	57,750	3,557	3,160	3,391
51,750	51,800	3,150	2,753	2,984	54,750	54,800	3,355	2,958	3,189	57,750	57,800	3,561	3,164	3,395
51,800	51,850	3,153	2,756	2,987	54,800	54,850	3,359	2,962	3,193	57,800	57,850	3,564	3,167	3,398
51,850	51,900	3,156	2,759	2,990	54,850	54,900	3,362	2,965	3,196	57,850	57,900	3,567	3,170	3,401
51,900	51,950	3,160	2,763	2,994	54,900	54,950	3,365	2,968	3,199	57,900	57,950	3,571	3,174	3,405
51,950	52,000	3,163	2,766	2,997	54,950	55,000	3,369	2,972	3,203	57,950	58,000	3,574	3,177	3,408
52,000		Your New York State tax is:			55,000		Your New York State tax is:			58,000		Your New York State tax is:		
52,000	52,050	3,167	2,770	3,001	55,000	55,050	3,372	2,975	3,206	58,000	58,050	3,578	3,181	3,412
52,050	52,100	3,170	2,773	3,004	55,050	55,100	3,376	2,979	3,210	58,050	58,100	3,581	3,184	3,415
52,100	52,150	3,174	2,777	3,008	55,100	55,150	3,379	2,982	3,213	58,100	58,150	3,585	3,188	3,419
52,150	52,200	3,177	2,780	3,011	55,150	55,200	3,382	2,985	3,216	58,150	58,200	3,588	3,191	3,422
52,200	52,250	3,180	2,783	3,014	55,200	55,250	3,386	2,989	3,220	58,200	58,250	3,591	3,194	3,425
52,250	52,300	3,184	2,787	3,018	55,250	55,300	3,389	2,992	3,223	58,250	58,300	3,595	3,198	3,429
52,300	52,350	3,187	2,790	3,021	55,300	55,350	3,393	2,996	3,227	58,300	58,350	3,598	3,201	3,432
52,350	52,400	3,191	2,794	3,025	55,350	55,400	3,396	2,999	3,230	58,350	58,400	3,602	3,205	3,436
52,400	52,450	3,194	2,797	3,028	55,400	55,450	3,400	3,003	3,234	58,400	58,450	3,605	3,208	3,439
52,450	52,500	3,198	2,801	3,032	55,450	55,500	3,403	3,006	3,237	58,450	58,500	3,609	3,212	3,443
52,500	52,550	3,201	2,804	3,035	55,500	55,550	3,406	3,009	3,240	58,500	58,550	3,612	3,215	3,446
52,550	52,600	3,204	2,807	3,038	55,550	55,600	3,410	3,013	3,244	58,550	58,600	3,615	3,218	3,449
52,600	52,650	3,208	2,811	3,042	55,600	55,650	3,413	3,016	3,247	58,600	58,650	3,619	3,222	3,453
52,650	52,700	3,211	2,814	3,045	55,650	55,700	3,417	3,020	3,251	58,650	58,700	3,622	3,225	3,456
52,700	52,750	3,215	2,818	3,049	55,700	55,750	3,420	3,023	3,254	58,700	58,750	3,626	3,229	3,460
52,750	52,800	3,218	2,821	3,052	55,750	55,800	3,424	3,027	3,258	58,750	58,800	3,629	3,232	3,463
52,800	52,850	3,222	2,825	3,056	55,800	55,850	3,427	3,030	3,261	58,800	58,850	3,633	3,236	3,467
52,850	52,900	3,225	2,828	3,059	55,850	55,900	3,430	3,033	3,264	58,850	58,900	3,636	3,239	3,470
52,900	52,950	3,228	2,831	3,062	55,900	55,950	3,434	3,037	3,268	58,900	58,950	3,639	3,242	3,473
52,950	53,000	3,232	2,835	3,066	55,950	56,000	3,437	3,040	3,271	58,950	59,000	3,643	3,246	3,477
53,000		Your New York State tax is:			56,000		Your New York State tax is:			59,000		Your New York State tax is:		
53,000	53,050	3,235	2,838	3,069	56,000	56,050	3,441	3,044	3,275	59,000	59,050	3,646	3,249	3,480
53,050	53,100	3,239	2,842	3,073	56,050	56,100	3,444	3,047	3,278	59,050	59,100	3,650	3,253	3,484
53,100	53,150	3,242	2,845	3,076	56,100	56,150	3,448	3,051	3,282	59,100	59,150	3,653	3,256	3,487
53,150	53,200	3,245	2,848	3,079	56,150	56,200	3,451	3,054	3,285	59,150	59,200	3,656	3,259	3,490
53,200	53,250	3,249	2,852	3,083	56,200	56,250	3,454	3,057	3,288	59,200	59,250	3,660	3,263	3,494
53,250	53,300	3,252	2,855	3,086	56,250	56,300	3,458	3,061	3,292	59,250	59,300	3,663	3,266	3,497
53,300	53,350	3,256	2,859	3,090	56,300	56,350	3,461	3,064	3,295	59,300	59,350	3,667	3,270	3,501
53,350	53,400	3,259	2,862	3,093	56,350	56,400	3,465	3,068	3,299	59,350	59,400	3,670	3,273	3,504
53,400	53,450	3,263	2,866	3,097	56,400	56,450	3,468	3,071	3,302	59,400	59,450	3,674	3,277	3,508
53,450	53,500	3,266	2,869	3,100	56,450	56,500	3,472	3,075	3,306	59,450	59,500	3,677	3,280	3,511
53,500	53,550	3,269	2,872	3,103	56,500	56,550	3,475	3,078	3,309	59,500	59,550	3,680	3,283	3,514
53,550	53,600	3,273	2,876	3,107	56,550	56,600	3,478	3,081	3,312	59,550	59,600	3,684	3,287	3,518
53,600	53,650	3,276	2,879	3,110	56,600	56,650	3,482	3,085	3,316	59,600	59,650	3,687	3,290	3,521
53,650	53,700	3,280	2,883	3,114	56,650	56,700	3,485	3,088	3,319	59,650	59,700	3,691	3,294	3,525
53,700	53,750	3,283	2,886	3,117	56,700	56,750	3,489	3,092	3,323	59,700	59,750	3,694	3,297	3,528
53,750	53,800	3,287	2,890	3,121	56,750	56,800	3,492	3,095	3,326	59,750	59,800	3,698	3,301	3,532
53,800	53,850	3,290	2,893	3,124	56,800	56,850	3,496	3,099	3,330	59,800	59,850	3,701	3,304	3,535
53,850	53,900	3,293	2,896	3,127	56,850	56,900	3,499	3,102	3,333	59,850	59,900	3,704	3,307	3,538
53,900	53,950	3,297	2,900	3,131	56,900	56,950	3,502	3,105	3,336	59,900	59,950	3,708	3,311	3,542
53,950	54,000	3,300	2,903	3,134	56,950	57,000	3,506	3,109	3,340	59,950	60,000	3,711	3,314	3,545


* This column must also be used by a qualifying widow(er)

2006 New York State Tax Table



If line 37 (taxable income) is –		And you are –			If line 37 (taxable income) is –		And you are –			If line 37 (taxable income) is –		And you are –		
At least	But less than	Single or Married filing separately	Married filing jointly*	Head of a household	At least	But less than	Single or Married filing separately	Married filing jointly*	Head of a household	At least	But less than	Single or Married filing separately	Married filing jointly*	Head of a household
60,000		Your New York State tax is:			62,000		Your New York State tax is:			64,000		Your New York State tax is:		
60,000	60,050	3,715	3,318	3,549	62,000	62,050	3,852	3,455	3,686	64,000	64,050	3,989	3,592	3,823
60,050	60,100	3,718	3,321	3,552	62,050	62,100	3,855	3,458	3,689	64,050	64,100	3,992	3,595	3,826
60,100	60,150	3,722	3,325	3,556	62,100	62,150	3,859	3,462	3,693	64,100	64,150	3,996	3,599	3,830
60,150	60,200	3,725	3,328	3,559	62,150	62,200	3,862	3,465	3,696	64,150	64,200	3,999	3,602	3,833
60,200	60,250	3,728	3,331	3,562	62,200	62,250	3,865	3,468	3,699	64,200	64,250	4,002	3,605	3,836
60,250	60,300	3,732	3,335	3,566	62,250	62,300	3,869	3,472	3,703	64,250	64,300	4,006	3,609	3,840
60,300	60,350	3,735	3,338	3,569	62,300	62,350	3,872	3,475	3,706	64,300	64,350	4,009	3,612	3,843
60,350	60,400	3,739	3,342	3,573	62,350	62,400	3,876	3,479	3,710	64,350	64,400	4,013	3,616	3,847
60,400	60,450	3,742	3,345	3,576	62,400	62,450	3,879	3,482	3,713	64,400	64,450	4,016	3,619	3,850
60,450	60,500	3,746	3,349	3,580	62,450	62,500	3,883	3,486	3,717	64,450	64,500	4,020	3,623	3,854
60,500	60,550	3,749	3,352	3,583	62,500	62,550	3,886	3,489	3,720	64,500	64,550	4,023	3,626	3,857
60,550	60,600	3,752	3,355	3,586	62,550	62,600	3,889	3,492	3,723	64,550	64,600	4,026	3,629	3,860
60,600	60,650	3,756	3,359	3,590	62,600	62,650	3,893	3,496	3,727	64,600	64,650	4,030	3,633	3,864
60,650	60,700	3,759	3,362	3,593	62,650	62,700	3,896	3,499	3,730	64,650	64,700	4,033	3,636	3,867
60,700	60,750	3,763	3,366	3,597	62,700	62,750	3,900	3,503	3,734	64,700	64,750	4,037	3,640	3,871
60,750	60,800	3,766	3,369	3,600	62,750	62,800	3,903	3,506	3,737	64,750	64,800	4,040	3,643	3,874
60,800	60,850	3,770	3,373	3,604	62,800	62,850	3,907	3,510	3,741	64,800	64,850	4,044	3,647	3,878
60,850	60,900	3,773	3,376	3,607	62,850	62,900	3,910	3,513	3,744	64,850	64,900	4,047	3,650	3,881
60,900	60,950	3,776	3,379	3,610	62,900	62,950	3,913	3,516	3,747	64,900	64,950	4,050	3,653	3,884
60,950	61,000	3,780	3,383	3,614	62,950	63,000	3,917	3,520	3,751	64,950	65,000	4,054	3,657	3,888
61,000		Your New York State tax is:			63,000		Your New York State tax is:			65,000 or more:				
61,000	61,050	3,783	3,386	3,617	63,000	63,050	3,920	3,523	3,754	 <p>\$65,000 or more – compute your New York State Tax using the New York State tax rate schedule on page 78.</p>				
61,050	61,100	3,787	3,390	3,621	63,050	63,100	3,924	3,527	3,758					
61,100	61,150	3,790	3,393	3,624	63,100	63,150	3,927	3,530	3,761					
61,150	61,200	3,793	3,396	3,627	63,150	63,200	3,930	3,533	3,764					
61,200	61,250	3,797	3,400	3,631	63,200	63,250	3,934	3,537	3,768					
61,250	61,300	3,800	3,403	3,634	63,250	63,300	3,937	3,540	3,771					
61,300	61,350	3,804	3,407	3,638	63,300	63,350	3,941	3,544	3,775					
61,350	61,400	3,807	3,410	3,641	63,350	63,400	3,944	3,547	3,778					
61,400	61,450	3,811	3,414	3,645	63,400	63,450	3,948	3,551	3,782					
61,450	61,500	3,814	3,417	3,648	63,450	63,500	3,951	3,554	3,785					
61,500	61,550	3,817	3,420	3,651	63,500	63,550	3,954	3,557	3,788					
61,550	61,600	3,821	3,424	3,655	63,550	63,600	3,958	3,561	3,792					
61,600	61,650	3,824	3,427	3,658	63,600	63,650	3,961	3,564	3,795					
61,650	61,700	3,828	3,431	3,662	63,650	63,700	3,965	3,568	3,799					
61,700	61,750	3,831	3,434	3,665	63,700	63,750	3,968	3,571	3,802					
61,750	61,800	3,835	3,438	3,669	63,750	63,800	3,972	3,575	3,806					
61,800	61,850	3,838	3,441	3,672	63,800	63,850	3,975	3,578	3,809					
61,850	61,900	3,841	3,444	3,675	63,850	63,900	3,978	3,581	3,812					
61,900	61,950	3,845	3,448	3,679	63,900	63,950	3,982	3,585	3,816					
61,950	62,000	3,848	3,451	3,682	63,950	64,000	3,985	3,588	3,819					

* This column must also be used by a qualifying widow(er)

 **Caution: If the amount on line 32 is more than \$100,000, see page 77.**

Tax computation — New York AGI of more than \$100,000

New York State tax

Find your New York State tax by using tax computation worksheet 1 or 2 below.

If the amount on Form IT-203, line **32**, is **more than \$100,000, but not more than \$150,000**; you must compute your tax using **Tax computation worksheet 1** below.

Do **not** use the *New York State Tax Table*.

If the amount on Form IT-203, line **32**, is **more than \$150,000**, you must compute your tax using **Tax computation worksheet 2** below.

Do **not** use the *New York State Tax Table*.

Tax computation worksheet 1

1. Enter your New York adjusted gross income from Form IT-203, line 32 1. _____
2. Enter your taxable income from Form IT-203, line 37 2. _____
3. Multiply line 2 by 6.85% (.0685) 3. _____
4. Enter your New York State tax on the line 2 amount above from the *New York State tax rate schedule* on page 78 4.
5. Subtract line 4 from line 3 5. _____
6. Enter the excess of line 1 over \$100,000 or enter \$50,000, whichever amount is less 6. _____
7. Divide line 6 by \$50,000 and round the result to the fourth decimal place (*cannot exceed 1.0000*) 7.
8. Multiply line 5 by line 7 8.
9. Add lines 4 and 8.
Enter here and on Form IT-203, line 38 9. _____

Note: For some taxpayers, the line 3 amount may be the same as the line 9 amount.

Tax computation worksheet 2

1. Enter your taxable income from Form IT-203, line 37 1. _____
2. Multiply line 1 by 6.85% (.0685).
Enter here and on Form IT-203, line 38 2. _____

New York State tax rate schedule

Married filing jointly and qualifying widow(er) — filing status ② and ⑤					
If line 37 is:		The tax is:			
over	but not over				
\$ 0	\$16,000		4%	of line 37	
16,000	22,000	\$640	plus 4.5%	of the excess over \$16,000	
22,000	26,000	910	plus 5.25%	" " " "	22,000
26,000	40,000	1,120	plus 5.9%	" " " "	26,000
40,000		1,946	plus 6.85%	" " " "	40,000

Single and married filing separately — filing status ① and ③					
If line 37 is:		The tax is:			
over	but not over				
\$ 0	\$8,000		4%	of line 37	
8,000	11,000	\$320	plus 4.5%	of the excess over \$8,000	
11,000	13,000	455	plus 5.25%	" " " "	11,000
13,000	20,000	560	plus 5.9%	" " " "	13,000
20,000		973	plus 6.85%	" " " "	20,000

Head of household — filing status ④					
If line 37 is:		The tax is:			
over	but not over				
\$ 0	\$11,000		4%	of line 37	
11,000	15,000	\$440	plus 4.5%	of the excess over \$11,000	
15,000	17,000	620	plus 5.25%	" " " "	15,000
17,000	30,000	725	plus 5.9%	" " " "	17,000
30,000		1,492	plus 6.85%	" " " "	30,000

Albany – Erie

School districts and code numbers

If you were a part-year resident of New York State, use this list to find the name and code number of the public school district located in the county where you were last a New York State resident. (If you were also a part-year resident of New York City, look for your listing after Nassau County.) Enter the school district name and code number at the top of the front of your return in the white spaces and boxes provided. If you do not

know the name of your school district, contact the nearest public school to your New York State home.



Caution: You must enter your school district and code number even if you were absent temporarily, if the school your children attended was not in your school district, or if you had no children attending school. School aid may be affected if your school district or code number is not correct.

Albany

Albany 005
 Berne-Knox-Westerlo 050
 Bethlehem 051
 Cairo-Durham 076
 Cohoes 122
 Duanesburg 153
 Green Island 236
 Greenville 240
 Guilderland 246
 Maplewood-Colonie 371
 Menands 388
 Middleburgh 393
 Mohonasen 402
 Niskayuna 439
 North Colonie 443
 Ravena-Coeymans-Selkirk 524
 Schalmont 568
 Schoharie 572
 South Colonie 595
 Voorheesville 660
 Watervliet 674

Allegany

Alfred-Almond 010
 Andover 017
 Arkport 021
 Belfast 044
 Bolivar-Richburg 054
 Canaseraga 083
 Canisteo-Greenwood 086
 Cuba-Rushford 138
 Dalton-Nunda (Keshequa) 320
 Fillmore 192
 Friendship 209
 Genesee Valley 018
 Hinsdale 277
 Letchworth 339
 Pioneer 498
 Portville 512
 Scio 575
 Wellsville 683
 Whitesville 702

Bronx

Bronx 068

Brooklyn (see Kings)

Broome

Afton 003
 Bainbridge-Guilford 031
 Binghamton 053
 Chenango Forks 107
 Chenango Valley 108
 Cincinnatus 113
 Deposit 146
 Greene 238
 Harpursville 259
 Johnson City 313
 Maine-Endwell 364
 Marathon 372
 Newark Valley 432
 South Mountain-Hickory 720
 Susquehanna Valley 627
 Union-Endicott 651
 Vestal 658
 Whitney Point 703
 Windsor 710

Cattaraugus

Allegany-Limestone 011
 Cattaraugus-Little Valley 094
 Cuba-Rushford 138
 Ellicottville 181
 Forestville 198
 Franklinville 205
 Frewsburg 208
 Gowanda 230
 Hinsdale 277
 Olean 462
 Pine Valley 497
 Pioneer 498
 Portville 512
 Randolph 522
 Salamanca 556
 Springville-Griffith Institute 244
 Ten Broeck Academy and
 Franklinville 205
 West Valley 690

Cayuga

Auburn 025
 Cato-Meridian 092
 Groton 245
 Hannibal 257
 Homer 281
 Jordan-Elbridge 315
 Moravia 407
 Oswego 472
 Port Byron 507
 Red Creek 525
 Skaneateles 588
 Southern Cayuga 609
 Union Springs 650
 Weedsport 681

Chautauqua

Bemus Point 048
 Brocton 067
 Cassadaga Valley 091
 Chautauqua Lake 104
 Clymer 119
 Dunkirk 155
 Falconer 189
 Forestville 198
 Fredonia 206
 Frewsburg 208
 Gowanda 230
 Jamestown 306
 Panama 479
 Pine Valley 497
 Randolph 522
 Ripley 536
 Sherman 583
 Silver Creek 587
 Southwestern 611
 Westfield Academy and
 Central 692

Chemung

Corning-Painted Post 132
 Elmira 182
 Elmira Heights 183
 Horseheads 287
 Newfield 436
 Odessa-Montour 460
 Spencer-Van Etten 613
 Watkins Glen 675
 Waverly 676

Chenango

Afton 003
 Bainbridge-Guilford 031
 Brookfield 070
 Chenango Forks 107
 Cincinnatus 113
 DeRuyter 141
 Gilbertsville-Mount Upton 222
 Greene 238
 Harpursville 259
 Norwich 455
 Otselic Valley 606
 Oxford Academy and
 Central 475
 Sherburne-Earlville 582
 Sidney 586
 Unadilla Valley 422
 Whitney Point 703

Clinton

AuSable Valley 026
 Beekmantown 043
 Chateaugay 102
 Chazy 105
 Northeastern Clinton 418
 Northern Adirondack 453
 Peru 492
 Plattsburgh 503
 Saranac 560
 Saranac Lake 561

Columbia

Chatham 103
 East Greenbush 158
 Germantown 221
 Hudson 289
 Ichabod Crane 294
 New Lebanon 426
 Pine Plains 496
 Red Hook 526
 Schodack 571
 Taconic Hills 632
 Webutuck (Northeast) 680

Cortland

Cincinnatus 113
 Cortland 134
 DeRuyter 141
 Dryden 152
 Fabius-Pompey 187
 Greene 238
 Groton 245
 Homer 281
 Marathon 372
 McGraw 385
 Newark Valley 432
 Tully 646
 Whitney Point 703

Delaware

Andes 016
 Bainbridge-Guilford 031
 Charlotte Valley 101
 Delhi 144
 Deposit 146
 Downsville 150
 Franklin 203
 Gilboa-Conesville 223
 Hancock 256

Delaware (continued)

Jefferson 310
 Livingston Manor 349
 Margaretville 375
 Oneonta 464
 Roscoe 545
 Roxbury 547
 Sidney 586
 South Kortright 601
 Stamford 620
 Sullivan West 143
 Unatego 649
 Walton 663
 Worcester 711

Dutchess

Arlington 022
 Beacon 040
 Carmel 089
 Dover 149
 Haldane 249
 Hyde Park 293
 Millbrook 396
 Pawling 483
 Pine Plains 496
 Poughkeepsie 514
 Red Hook 526
 Rhinebeck 531
 Spackenkill 612
 Taconic Hills 632
 Wappingers 665
 Webutuck (Northeast) 680

Erie

Akron 004
 Alden 007
 Amherst 719
 Attica 024
 Buffalo 073
 Cheektowaga 106
 Cheektowaga-Sloan 589
 Clarence 114
 Cleveland Hill 115
 Depew 145
 East Aurora 156
 Eden 171
 Frontier 210
 Gowanda 230
 Grand Island 232
 Hamburg 251
 Holland 278
 Iroquois 300
 Kenmore-
 Town of Tonawanda 319
 Lackawanna 326
 Lake Shore (Evans-Brant) 330
 Lancaster 332
 Maryvale 378
 North Collins 442
 Orchard Park 468
 Pioneer 498
 Silver Creek 587
 Springville-Griffith Institute 244
 Sweet Home 628
 Tonawanda City 638
 West Seneca 689
 Williamsville 706

Essex

AuSable Valley 026
 Crown Point 137
 Elizabethtown-Lewis 179
 Keene 317
 Lake Placid 328
 Minerva 399
 Moriah 408
 Newcomb 434
 Putnam 517
 Saranac Lake 561
 Schroon Lake 573
 Ticonderoga 636
 Westport 696
 Willsboro 707

Franklin

AuSable Valley 026
 Brasher Falls 058
 Brushton-Moira 072
 Chateaugay 102
 Malone 365
 Northern Adirondack 453
 Salmon River 558
 Saranac Lake 561
 St. Regis Falls 619
 Tupper Lake 647

Fulton

Amsterdam 015
 Broadalbin-Perth 065
 Dolgeville 148
 Edinburg 173
 Fonda-Fultonville 197
 Fort Plain 201
 Galway 212
 Gloversville 227
 Johnstown 314
 Mayfield 383
 Northville 454
 Oppenheim-Ephratah 467
 Saint Johnsville 618
 Wheelerville 698

Genesee

Akron 004
 Albion 006
 Alden 007
 Alexander 008
 Attica 024
 Batavia 036
 Brockport 066
 Byron-Bergen 075
 Caledonia-Mumford 077
 Elba 177
 Iroquois 300
 Le Roy 338
 Medina 387
 Oakfield-Alabama 458
 Pavilion 482
 Pembroke 487
 Royalton-Hartland 548
 Wyoming 714

Greene

Cairo-Durham 076
 Catskill 093
 Coxsackie-Athens 135
 Gilboa-Conesville 223
 Greenville 240
 Hunter-Tannersville 291
 Margaretville 375
 Oteora 466
 Ravena-Coeymans-Selkirk 524
 Windham-Ashland-Jewett 709

Hamilton

Indian Lake 296
 Inlet 298
 Lake Pleasant 329
 Long Lake 354
 Northville 454
 Piseco 499
 Poland 506
 Raquette Lake 523
 Wells 682

Herkimer

Adirondack 002
 Cherry Valley-Springfield 616
 Dolgeville 148
 Fort Plain 201
 Frankfort-Schuyler 202
 Herkimer 268
 Holland Patent 279
 Ilion 295
 Little Falls 346
 Mohawk 401
 Mount Markham 412
 New Hartford 424
 Oppenheim-Ephratah 467
 Owen D. Young
 (Van Hornesville) 474
 Poland 506
 Remsen 528
 Richfield Springs 533
 Sauquoit Valley 564
 Saint Johnsville 618
 Town of Webb 639
 West Canada Valley 685
 Whitesboro 701

Jefferson

Alexandria 009
 Belleville-Henderson 045
 Carthage 090
 Copenhagen 129
 General Brown 217
 Gouverneur 229
 Hammond 253
 Indian River 297
 LaFargeville 324
 Lyme 356
 Sackets Harbor 288
 Sandy Creek 559
 South Jefferson 600
 Thousand Islands 634
 Watertown 672

Kings (Brooklyn)

Brooklyn 071

Lewis

Adirondack 002
 Beaver River 041
 Camden 079
 Carthage 090
 Copenhagen 129
 Harrisville 261
 Lowville Academy and
 Central 355
 Sandy Creek 559
 South Jefferson 600
 South Lewis 602

Livingston

Avon 029
 Caledonia-Mumford 077
 Canaseraga 083
 Dalton-Nunda (Keshequa) 320

Livingston (continued)

Dansville 140
 Geneseo 218
 Honeoye 282
 Honeoye Falls-Lima 283
 Le Roy 338
 Livonia 350
 Mount Morris 413
 Naples 420
 Pavilion 482
 Perry 490
 Wayland-Cohocton 677
 Wheatland-Chili 697
 York 716

Madison

Brookfield 070
 Canastota 084
 Cazenovia 095
 Chittenango 111
 DeRuyter 141
 East Syracuse-Minoa 167
 Edmeston 174
 Fabius-Pompey 187
 Fayetteville-Manlius 370
 Hamilton 252
 Madison 361
 Morrisville-Eaton 411
 Mount Markham 412
 Oneida 463
 Otselic Valley 606
 Sherburne-Earlville 582
 Stockbridge Valley 624
 Unadilla Valley 422
 Vernon-Verona-Sherrill 584
 Waterville 673

Manhattan (see New York)**Monroe**

Avon 029
 Brighton 063
 Brockport 066
 Byron-Bergen 075
 Caledonia-Mumford 077
 Churchville-Chili 112
 East Irondequoit 160
 East Rochester 165
 Fairport 188
 Gates Chili 216
 Greece 235
 Hilton 276
 Holley 280
 Honeoye Falls-Lima 283
 Kendall 318
 Penfield 488
 Pittsford 500
 Rochester 538
 Rush-Henrietta 549
 Spencerport 614
 Victor 659
 Wayne 678
 Webster 679
 West Irondequoit 299
 Wheatland-Chili 697

Montgomery

Amsterdam 015
 Broadalbin-Perth 065
 Canajoharie 081
 Cherry Valley-Springfield 616
 Cobleskill-Richmondville 120
 Duanesburg 153

Montgomery (continued)

Fonda-Fultonville 197
 Fort Plain 201
 Galway 212
 Johnstown 314
 Owen D. Young
 (Van Hornesville) 474
 Saint Johnsville 618
 Schalmont 568
 Schoharie 572
 Scotia-Glenville 576
 Sharon Springs 579

Nassau

Amityville 014
 Baldwin 032
 Bellmore 046
 Bellmore-Merrick CHS*
 Bethpage 052
 Carle Place 088
 Cold Spring Harbor 123
 East Meadow 162
 East Rockaway 166
 East Williston 168
 Elmont 184
 Farmingdale 191
 Floral Park-Bellerose 195
 Franklin Square 204
 Freeport 207
 Garden City 214
 Glen Cove 224
 Great Neck 234
 Hempstead 265
 Herricks 270
 Hewlett-Woodmere 272
 Hicksville 273
 Island Park 302
 Island Trees 303
 Jericho 311
 Lawrence 337
 Levittown 340
 Locust Valley 352
 Long Beach 353
 Lynbrook 357
 Malverne 366
 Manhasset 368
 Massapequa 379
 Merrick 389
 Mineola 398
 New Hyde Park-
 Garden City Park 425
 North Bellmore 441
 North Merrick 444
 North Shore 448
 Oceanside 459
 Oyster Bay-East Norwich 476
 Plainedge 501
 Plainview-Old Bethpage 502
 Port Washington 511
 Rockville Centre 539
 Roosevelt 544
 Roslyn 546
 Seafoad 577
 Sewanhaka CHS*
 Syosset 630
 Uniondale 652
 Valley Stream CHS*
 Valley Stream 13 655
 Valley Stream 24 656
 Valley Stream 30 657
 Wantagh 664
 Westbury 691
 West Hempstead 687

(continued)

* Do not use a high school district (CHS) in Bellmore-Merrick, Sewanhaka, or Valley Stream. Use the code number for the elementary school district where you live.

New York – Staten Island**New York (Manhattan)**Manhattan **369****New York City** (see individual counties)**Niagara**Akron **004**
Barker **035**
Lewiston-Porter **341**
Lockport **351**
Medina **387**
Newfane **435**
Niagara Falls **437**
Niagara Wheatfield **438**
North Tonawanda **450**
Royalton-Hartland **548**
Starpoint **621**
Wilson **708****Oneida**Adirondack **002**
Brookfield **070**
Camden **079**
Central Square **098**
Clinton **117**
Holland Patent **279**
Madison **361**
Mount Markham **412**
New Hartford **424**
New York Mills **430**
Oneida **463**
Oriskany **469**
Poland **506**
Remsen **528**
Rome **541**
Sauquoit Valley **564**
Stockbridge Valley **624**
Town of Webb **639**
Utica **653**
Vernon-Verona-Sherrill **584**
Waterville **673**
West Canada Valley **685**
Westmoreland **695**
Whitesboro **701****Onondaga**Baldwinsville **033**
Cato-Meridian **092**
Cazenovia **095**
Central Square **098**
Chittenango **111**
DeRuyter **141**
East Syracuse-Minoa **167**
Fabius-Pompey **187**
Fayetteville-Manlius **370**
Homer **281**
Jamesville-Dewitt **307**
Jordan-Elbridge **315**
LaFayette **325**
Liverpool **348**
Lyncourt **358**
Marcellus **373**
Moravia **407**
North Syracuse **449**
Onondaga **465**
Phoenix **494**
Skaneateles **588**
Solvay **593**
Syracuse **631**
Tully **646**
West Genesee **686**
Westhill **694****Ontario**Bloomfield **157**
Canandaigua **082**
Geneva **219**
Honeoye **282**
Honeoye Falls-Lima **283**
Livonia **350**
Lyons **360**
Manchester-Shortsville
(Red Jacket) **527**
Marcus Whitman **374**
Naples **420**
Newark **431**
Palmyra-Macedon **478**
Penn Yan **489**
Phelps-Clifton Springs
(Midlakes) **493**
Pittsford **500**
Victor **659**
Wayland-Cohocton **677****Orange**Chester **110**
Cornwall **133**
Eldred **178**
Florida **196**
Goshen **228**
Greenwood Lake **243**
Highland Falls-
Fort Montgomery **275**
Kiryas Joel Village **725**
Marlboro **377**
Middletown **394**
Minisink Valley **400**
Monroe-Woodbury **403**
Newburgh **433**
North Rockland **445**
Pine Bush **495**
Port Jervis **510**
Ramapo **626**
Tuxedo **648**
Valley **405**
Wallkill **662**
Warwick Valley **668**
Washingtonville **669****Orleans**Albion **006**
Barker **035**
Brockport **066**
Byron-Bergen **075**
Holley **280**
Kendall **318**
Lyndonville **359**
Medina **387**
Oakfield-Alabama **458**
Royalton-Hartland **548****Oswego**Altmar-Parish-Williamstown **012**
Camden **079**
Cato-Meridian **092**
Central Square **098**
Fulton **211**
Hannibal **257**
Mexico Academy and
Central **390**
Oswego **472**
Phoenix **494**
Pulaski Academy and
Central **516**
Sandy Creek **559**
South Jefferson **600****Otsego**Bainbridge-Guilford **031**
Charlotte Valley **101**
Cherry Valley-Springfield **616**
Cobleskill-Richmondville **120**
Cooperstown **128**
Edmeston **174**
Franklin **203**
Gilbertsville-Mount Upton **222**
Laurens **336**
Milford **395**
Morris **409**
Mount Markham **412**
Oneonta **464**
Owen D. Young
(Van Hornesville) **474**
Richfield Springs **533**
Schenevus
(Andrew S. Draper) **570**
Sharon Springs **579**
Sidney **586**
Unadilla Valley **422**
Unatego **649**
Worcester **711****Putnam**Brewster **060**
Carmel **089**
Garrison **215**
Haldane **249**
Lakeland **331**
Mahopac **363**
North Salem **447**
Pawling **483**
Putnam Valley **518**
Wappingers **665****Queens**Queens **519****Rensselaer**Averill Park **027**
Berlin **049**
Brunswick (Brittonkill) **064**
Cambridge **078**
East Greenbush **158**
Hoosick Falls **285**
Hoosick Valley **284**
Ichabod Crane **294**
Lansingburgh **334**
Mechanicville **386**
New Lebanon **426**
North Greenbush (Williams) **704**
Rensselaer **530**
Schodack **571**
Stillwater **623**
Troy **642**
Wynantskill **713****Richmond (Staten Island)**Staten Island **622****Rockland**Clarkstown **423**
East Ramapo **615**
Nanuet **419**
North Rockland **445**
Nyack **457**
Pearl River **484**
Ramapo **626**
South Orangetown **605****Saratoga**Amsterdam **015**
Ballston Spa **034**
Broadalbin-Perth **065**
Burnt Hills-Ballston Lake **074**
Corinth **131**
Edinburg **173**
Galway **212**
Hadley-Luzerne **247**
Hudson Falls **290**
Mechanicville **386**
Niskayuna **439**
Northville **454**
Saratoga Springs **562**
Schuylerville **574**
Scotia-Glenville **576**
Shenendehowa **581**
South Glens Falls **597**
Stillwater **623**
Waterford-Halfmoon **670****Schenectady**Amsterdam **015**
Burnt Hills-Ballston Lake **074**
Duanesburg **153**
Galway **212**
Mohonasen **402**
Niskayuna **439**
Schalmont **568**
Schenectady **569**
Schoharie **572**
Scotia-Glenville **576**
South Colonie **595****Schoharie**Berne-Knox-Westerlo **050**
Cairo-Durham **076**
Canajoharie **081**
Charlotte Valley **101**
Cobleskill-Richmondville **120**
Duanesburg **153**
Fonda-Fultonville **197**
Gilboa-Conesville **223**
Greenville **240**
Jefferson **310**
Middleburgh **393**
Schoharie **572**
Sharon Springs **579**
Stamford **620****Schuyler**Bradford **057**
Corning-Painted Post **132**
Dundee **154**
Hammondsport **254**
Horseheads **287**
Odessa-Montour **460**
South Seneca **607**
Spencer-Van Etten **613**
Trumansburg **643**
Watkins Glen **675****Seneca**Clyde-Savannah **118**
Geneva **219**
Lyons **360**
Phelps-Clifton Springs
(Midlakes) **493**
Romulus **542**
Seneca Falls **578**
Trumansburg **607**
Trumansburg **643**
Waterloo **671****Staten Island** (see *Richmond*)

Steuben – Yates

Steuben

Addison 001
 Alfred-Almond 010
 Andover 017
 Arkport 021
 Avoca 028
 Bath 037
 Bradford 057
 Campbell-Savona 080
 Canaseraga 083
 Canisteo-Greenwood 086
 Corning-Painted Post 132
 Dansville 140
 Elmira 182
 Hammondsport 254
 Hornell 286
 Jasper-Troupsburg 308
 Naples 420
 Penn Yan 489
 Prattsburg 515
 Wayland-Cohocton 677
 Whitesville 702

St. Lawrence

Alexandria 009
 Brasher Falls 058
 Brushton-Moira 072
 Canton 087
 Clifton-Fine 116
 Colton-Pierrepont 124
 Edwards-Knox 724
 Gouverneur 229
 Hammond 253
 Harrisville 261
 Hermon-DeKalb 269
 Heuvelton 271
 Indian River 297
 Lisbon 345
 Madrid-Waddington 362
 Massena 380
 Morristown 410
 Norwood-Norfolk 456
 Ogdensburg 461
 Parishville-Hopkinton 480
 Potsdam 513
 Salmon River 558
 St. Regis Falls 619
 Tupper Lake 647

Suffolk

Amagansett 013
 Amityville 014
 Babylon 030
 Bayport-Blue Point 039
 Bay Shore 038
 Brentwood 059
 Bridgehampton 062
 Center Moriches 096
 Central Islip 097
 Cold Spring Harbor 123
 Commack 125
 Comsewogue 126
 Connetquot 127
 Copiague 130
 Deer Park 142
 East Hampton 159
 East Islip 161
 East Moriches 163
 Eastport/South Manor 170
 East Quogue 164
 Elwood 186
 Farmingdale 191
 Fire Island 193
 Fishers Island 194
 Greenport 239
 Half Hollow Hills 250
 Hampton Bays 255

Suffolk (continued)

Harborfields 258
 Hauppauge 264
 Huntington 292
 Islip 304
 Kings Park 321
 Lindenhurst 344
 Longwood 392
 Mattituck-Cutchogue 382
 Middle Country 391
 Miller Place 397
 Montauk 404
 Mount Sinai 414
 New Suffolk 429
 North Babylon 440
 Northport-East Northport 452
 Oysterponds 477
 Patchogue-Medford 481
 Port Jefferson 509
 Quogue 521
 Remsenburg-Speonk 529
 Riverhead 537
 Rocky Point 540
 Sachem 553
 Sagaponack 555
 Sag Harbor 554
 Sayville 566
 Shelter Island 580
 Shoreham-Wading River 585
 Smithtown 590
 Southampton 608
 South Country 596
 South Huntington 599
 Southold 610
 Springs 617
 Three Village 635
 Tuckahoe Common 645
 Wainscott 661
 West Babylon 684
 Westhampton Beach 693
 West Islip 688
 William Floyd 381
 Wyandanch 712

Sullivan

Eldred 178
 Ellenville 180
 Fallsburg 190
 Liberty 342
 Livingston Manor 349
 Minisink Valley 400
 Monticello 406
 Pine Bush 495
 Port Jervis 510
 Sullivan West 143
 Roscoe 545
 Tri-Valley 640

Tioga

Candor 085
 Dryden 152
 Ithaca 305
 Maine-Endwell 364
 Marathon 372
 Newark Valley 432
 Owego Apalachin 473
 Spencer-Van Etten 613
 Tioga 637
 Union-Endicott 651
 Vestal 658
 Waverly 676
 Whitney Point 703

Tompkins

Candor 085
 Cortland 134
 Dryden 152

Tompkins (continued)

Groton 245
 Homer 281
 Ithaca 305
 Lansing 333
 Moravia 407
 Newark Valley 432
 Newfield 436
 Odessa-Montour 460
 Southern Cayuga 609
 Spencer-Van Etten 613
 Trumansburg 643

Ulster

Ellenville 180
 Fallsburg 190
 Highland 274
 Kingston 322
 Livingston Manor 349
 Margaretville 375
 Marlboro 377
 New Paltz 427
 Oteora 466
 Pine Bush 495
 Rondout Valley 543
 Saugerties 563
 Tri-Valley 640
 Valley 405
 Wallkill 662

Warren

Abraham Wing 226
 Bolton 055
 Corinth 131
 Glens Falls 225
 Hadley-Luzerne 247
 Hudson Falls 290
 Johnsbury 312
 Lake George 327
 Minerva 399
 North Warren 451
 Queensbury 520
 Schroon Lake 573
 Ticonderoga 636
 Warrensburg 666

Washington

Argyle 020
 Cambridge 078
 Fort Ann 199
 Fort Edward 200
 Granville 233
 Greenwich 241
 Hartford 262
 Hoosick Falls 285
 Hoosick Valley 284
 Hudson Falls 290
 Lake George 327
 Putnam 517
 Salem 557
 Schuylerville 574
 Stillwater 623
 Whitehall 700

Wayne

Cato-Meridian 092
 Clyde-Savannah 118
 Gananda 213
 Lyons 360
 Marion 376
 North Rose-Wolcott 446
 Newark 431
 Palmyra-Macedon 478
 Penfield 488
 Phelps-Clifton Springs (Midlakes) 493
 Port Byron 507

Wayne (continued)

Red Creek 525
 Sodus 592
 Victor 659
 Wayne 678
 Webster 679
 Williamson 705

Westchester

Ardsville 019
 Bedford 042
 Blind Brook 535
 Briarcliff Manor 061
 Bronxville 069
 Byram Hills 023
 Chappaqua 100
 Croton-Harmon 136
 Dobbs Ferry 147
 Eastchester 169
 Edgemont 172
 Elmsford 185
 Greenburgh Central 7 237
 Harrison 260
 Hastings-on-Hudson 263
 Hendrick Hudson 267
 Irvington 301
 Katonah-Lewisboro 316
 Lakeland 331
 Mamaroneck 367
 Mount Pleasant 417
 Mount Vernon 416
 New Rochelle 428
 North Salem 447
 Ossining 471
 Peekskill 485
 Pelham 486
 Pleasantville 504
 Pocantico Hills 505
 Port Chester 508
 Putnam Valley 518
 Rye 551
 Rye Neck 552
 Scarsdale 567
 Somers 594
 Tarrytowns 633
 Tuckahoe Union Free 644
 Valhalla 654
 White Plains 699
 Yonkers 715
 Yorktown 717

Wyoming

Alden 007
 Alexander 008
 Attica 024
 Dalton-Nunda (Keshequa) 320
 Fillmore 192
 Holland 278
 Iroquois 300
 Letchworth 339
 Pavilion 482
 Perry 490
 Pioneer 498
 Warsaw 667
 Wyoming 714
 York 716

Yates

Dundee 154
 Geneva 219
 Marcus Whitman 374
 Naples 420
 Penn Yan 489
 Prattsburg 515



New York State, City of New York, and City of Yonkers Certificate of Nonresidence and Allocation of Withholding Tax

Employee: Complete this form and return it to your employer. If you become a New York State, New York City, or Yonkers resident, or you substantially change the percentage of services performed within New York State or Yonkers, you must notify your employer within 10 days. A penalty of \$500 may be imposed for furnishing false information that decreases the withholding amount.

Employee's first name and middle initial		Last name		Social security number		Employer's name			
Street address						Street address			
City		State		ZIP code		City		State	ZIP code

Mark an X in the appropriate boxes below:

(See definitions for *resident*, *nonresident*, and *part-year resident* on the back of this form.)

Part 1 — New York State

- I certify that I am not a resident of New York State and that my residence is as stated above.
- I estimate that _____ % of my services during the year will be performed within New York State and subject to New York State withholding tax.

Part 2 — New York City

- I certify that I am not a resident of New York City and that my residence is as stated above.

Part 3 — Yonkers

- I certify that I am not a resident of Yonkers and that my residence is as stated above.
- I estimate that _____ % of my services during the year will be performed within Yonkers.

I will notify my employer within 10 days of any change in the percentage of my services performed within New York State or Yonkers, or of a change in my status from nonresident to resident of New York State, New York City, or Yonkers.

Employee's signature	Date
----------------------	------

Employer: You must withhold the applicable amount of New York State, New York City, or Yonkers tax from wages (or from the percentage of wages shown above) paid to employees who file this certificate. **Keep this certificate with your records. You must keep this certificate and have it available for inspection by the Tax Department.**

Resident and nonresident defined

To determine whether or not you are a resident of New York State, New York City, or Yonkers, you must consider your domicile and permanent place of abode. In general, your *domicile* is the place you intend to have as your permanent home. A *permanent place of abode* is a residence (a building or structure where a person can live) you permanently maintain, whether you own it or not, and usually includes a residence your husband or wife owns or leases.

Resident

New York State resident — You are a New York State resident if:

1. Your domicile is not New York State but you maintain a permanent place of abode in New York State and spend 184 days or more in New York State during the taxable year. However, if you are a member of the armed forces, and your domicile is not New York State, you are not a resident under this definition; **or**
2. Your domicile is New York State. However, even if your domicile is New York State, you are not a resident if you meet **all three** of the conditions in either Group A or Group B as follows:

Group A

1. You did not maintain any permanent place of abode in New York State during the tax year, **and**
2. you maintained a permanent place of abode outside New York State during the entire tax year, **and**
3. you spent **30 days or less** in New York State during the tax year.

Group B

1. You were in a foreign country for at least 450 days during any period of 548 consecutive days, **and**
2. you spent **90 days or less** in New York State during this 548-day period, and your spouse (unless legally separated) or minor children spent **90 days or less** in New York State during this 548-day period in a permanent place of abode maintained by you; **and**
3. during the nonresident portion of the tax year in which the 548-day period begins, and during the nonresident portion of the tax year in which the 548-day period ends, you were present in New York State for no more than the number of days that bears the same ratio to 90 as the number of days

in such portion of the tax year bears to 548. This condition is illustrated by the following formula:

$$\frac{\text{number of days in the nonresident portion}}{548} \times 90 = \text{maximum days allowed in New York State}$$

To determine if you are a New York City or Yonkers resident, substitute *New York City* or *Yonkers*, whichever is applicable, for *New York State* in the above definition.

Nonresident and part-year resident

You are a *nonresident* if you do not meet the above definition of a resident. You are a *part-year resident* if you meet the definition of resident or nonresident for only part of the year.

Percent of services

The percent of services performed in New York State or Yonkers may be computed using days, miles, time, or similar criteria. For example, an individual working in New York State two out of five days for the entire year performs 40% of his or her services in New York State.

Privacy notification

The Commissioner of Taxation and Finance may collect and maintain personal information pursuant to the New York State Tax Law, including but not limited to, sections 171, 171-a, 287, 308, 429, 475, 505, 697, 1096, 1142, and 1415 of that Law; and may require disclosure of social security numbers pursuant to 42 USC 405(c)(2)(C)(i).

This information will be used to determine and administer tax liabilities and, when authorized by law, for certain tax offset and exchange of tax information programs as well as for any other lawful purpose.

Information concerning quarterly wages paid to employees is provided to certain state agencies for purposes of fraud prevention, support enforcement, evaluation of the effectiveness of certain employment and training programs and other purposes authorized by law.

Failure to provide the required information may subject you to civil or criminal penalties, or both, under the Tax Law.

This information is maintained by the Director of Records Management and Data Entry, NYS Tax Department, W A Harriman Campus, Albany NY 12227; telephone 1 800 225-5829. From areas outside the United States and outside Canada, call (518) 485-6800.

Need help?



Internet access: www.nystax.gov

Access our Answer Center for answers to frequently-asked questions; check your refund status; check your estimated tax account; download forms, publications; get tax updates and other information.



Fax-on-demand forms: Forms are

available 24 hours a day,
7 days a week. 1 800 748-3676



Telephone assistance is available from 8:00 A.M. to 5:00 P.M. (eastern time), Monday through Friday.

Refund status: 1 800 443-3200
(Automated service for refund status is available 24 hours a day, 7 days a week.)

To order forms and publications: 1 800 462-8100

Personal Income Tax Information Center: 1 800 225-5829

From areas outside the U.S. and outside Canada: (518) 485-6800



Hotline for the hearing and speech impaired: If you have access to a telecommunications device for the deaf (TDD), contact us at 1 800 634-2110. If you do not own a TDD, check with independent living centers or community action programs to find out where machines are available for public use.



Persons with disabilities: In compliance with the Americans with Disabilities Act, we will ensure that our lobbies, offices, meeting rooms, and other facilities are accessible to persons with disabilities. If you have questions about special accommodations for persons with disabilities, please call 1 800 225-5829.



Employee's Withholding Allowance Certificate

New York State • New York City • Yonkers

IT-2104

Print or type	First name and middle initial	Last name	Your social security number
	Permanent home address (number and street or rural route)	Apartment number	Single or Head of household <input type="checkbox"/> Married <input type="checkbox"/>
	City, village, or post office	State	ZIP code

Married, but withhold at higher single rate

Note: If married but legally separated, mark an **X** in the *Single or Head of household* box.

Are you a resident of New York City? Yes No

Are you a resident of Yonkers? Yes No

Complete the worksheet on page 3 before making any entries.

1 Total number of allowances you are claiming for New York State and Yonkers, if applicable (from line 20) **1.**

2 Total number of allowances for New York City (from line 31) **2.**

Use lines 3, 4, and 5 below to have additional withholding per pay period under special agreement with your employer.

3 New York State amount **3.**

4 New York City amount **4.**

5 Yonkers amount **5.**

I certify that I am entitled to the number of withholding allowances claimed on this certificate.

Employee's signature	Date
----------------------	------

Penalty — A penalty of \$500 may be imposed for any false statement you make that decreases the amount of money you have withheld from your wages. You may also be subject to criminal penalties.

Employee: detach this page and give it to your employer; keep page 3 for your records.

Employers only: Please mark an **X** in the appropriate box(es) to indicate why you are sending a copy of this form to New York State:

Employee is a new hire Employee claimed more than 14 exemption allowances for New York State

Employer's name and address (Employer: complete this section only if you must send a copy of this form to the NYS Tax Department.)	Employer identification number
--	--------------------------------

Instructions

Changes for 2007

The worksheet on page 3, used to compute your withholding allowances or to enter an additional dollar amount on lines 3, 4, or 5 on Form IT-2104, has been revised for tax year 2007. If you filed a 2006 Form IT-2104 and used the worksheet on page 3 of the 2006 form, you should complete a new 2007 Form IT-2104 and give it to your employer.

Who should file this form

This certificate, Form IT-2104, is completed by an employee and given to the employer to instruct the employer how much New York State (and New York City and Yonkers) tax to withhold from the employee's pay. The more allowances claimed, the lower the amount of tax withheld.

If you do not file Form IT-2104, your employer may use the same number of allowances you claimed on federal Form W-4. Due to differences in tax law, this may result in the wrong amount of tax withheld for New York State, New York City, and Yonkers. Complete Form IT-2104 each year and file it with your employer if the number of allowances you may claim is different from federal Form W-4 or has changed. Common reasons for completing a new Form IT-2104 each year include the following:

- You started a new job.
- You are no longer a dependent.
- Your individual circumstances may have changed (for example, you were married or have an additional child).
- You itemize your deductions on your personal income tax return.
- You claim allowances for New York State credits.

- You owed tax or received a large refund when you filed your personal income tax return for the past year.
- Your wages have increased and you expect to earn \$100,000 or more during the tax year.
- The total income of you and your spouse has increased to \$100,000 or more for the tax year.
- You have significantly more or less income from other sources or from another job.
- You no longer qualify for exemption from withholding.
- You have been advised by the Internal Revenue Service that you are entitled to fewer allowances than claimed on your original federal Form W-4, and the disallowed allowances were claimed on your original Form IT-2104.

Exemption from withholding

You cannot use Form IT-2104 to claim exemption from withholding. To claim exemption from income tax withholding, you **must** file Form IT-2104-E, *Certificate of Exemption from Withholding*, with your employer. You must file a new certificate each year that you qualify for exemption. This exemption from withholding is allowable only if you had no New York income tax liability in the prior year, you expect none in the current year, **and** you are over 65 years of age, under 18, or a full-time student under 25. If you are a dependent who is under 18 or a full-time student, you may owe tax if your income is more than \$3,000.

Withholding allowances

You may **not** claim a withholding allowance for yourself or, if married, your spouse. Claim the number of withholding allowances you compute in Part 1 and Part 3 on page 3 of this form. If you want more tax withheld, you may claim fewer allowances. **If you claim more than 14 allowances**, your employer **must send** a copy of your **Form IT-2104** to the New York State Tax Department. You may then be asked to verify your allowances. If you arrive at negative allowances (less than zero) on lines 1, 2, 20, or 31, and your employer cannot accommodate negative allowances, **enter 0** and see *Additional dollar amount(s)* below.

Income from sources other than wages — If you have more than \$1,000 of income from sources other than wages (such as interest, dividends, or alimony received), reduce the number of allowances claimed on line 1 and line 2 (if applicable) of the IT-2104 certificate by one for each \$1,000 of nonwage income. If you arrive at negative allowances (less than zero), see *Withholding allowances* above. You may also consider filing estimated tax, especially if you have significant amounts of nonwage income. Estimated tax requires that payments be made by the employee directly to the Tax Department on a quarterly basis. For more information, see the instructions for Form IT-2105, *Estimated Income Tax Payment Voucher for Individuals*, or see *Need help?* below.

Other credits (Worksheet line 13) — If you will be eligible to claim any credits other than the credits listed, such as an investment tax credit, you may claim additional allowances as follows:

- If you expect your New York adjusted gross income to be less than \$50,000, divide the amount of the expected credit by 60 and enter the result (round to the nearest whole number) on line 13.
- If you expect your New York adjusted gross income to be \$50,000 or more, divide the amount of the expected credit by 70 and enter the result (round to the nearest whole number) on line 13.

Example: You expect your New York adjusted gross income to exceed \$50,000. In addition, you expect to receive a flow-through of an investment tax credit from the S corporation of which you are a shareholder. The investment tax credit will be \$160. Divide the expected credit by 70. $160/70 = 2.2857$. The additional withholding allowance(s) would be 2. Enter 2 on line 13.

Married couples with both spouses working — If you and your spouse both work, you should each file a separate IT-2104 certificate with your respective employers. You should each mark an **X** in the box *Married, but withhold at higher single rate* on the certificate front, and divide the total number of allowances that you compute on line 20 and line 31 (if applicable) between you and your working spouse. Your withholding will better match your total tax if the higher wage-earning spouse claims all of the couple's allowances and the lower wage-earning spouse claims zero allowances. **Do not** claim more total allowances than you are entitled to. If you and your spouse's combined income is between \$100,000 and \$150,000, use the chart in Part 4 to compute the number of allowances to transfer to line 19.

Taxpayers with more than one job — If you have more than one job, file a separate IT-2104 certificate with each of your employers. Be sure to claim only the total number of allowances that you are entitled to. Your withholding will better match your total tax if you claim all of your allowances at your higher-paying job and zero allowances at the lower-paying job. In addition, to make sure that you have enough tax withheld, if you are a single taxpayer or head of household with two or more jobs, reduce the number of allowances by six on line 1 and line 2 (if applicable) on the certificate you file with your higher-paying job employer. If you arrive at negative allowances (less than zero), see *Withholding allowances* above.

Single taxpayers or heads of household — If you are a single taxpayer or head of household and your total income is between \$100,000 and \$150,000, use the chart in Part 4 to compute the number of allowances to transfer to line 19. Substitute the words *Highest paying job* for *Higher earner's wages* within the chart.

Dependents — If you are a dependent of another taxpayer and expect your income to exceed \$3,000, you should reduce your withholding allowances by one for each \$1,000 of income over \$2,500. This will ensure that your employer withholds enough tax.

Following the above instructions will help to ensure that you will not owe additional tax when you file your return.

Heads of households with only one job — If you will use the head-of-household filing status on your state income tax return, mark the *Single*

or *Head of household* box on the front of the certificate. If you have only one job, you may also wish to claim two additional withholding allowances on line 14.

Married couples with only one spouse working — If your spouse does not work and has no income subject to state income tax, mark the *Married* box on the front of the certificate. You may also wish to claim two additional allowances on line 15.

Additional dollar amount(s)

You may ask your employer to withhold an additional dollar amount each pay period by completing lines 3, 4, and 5 on Form IT-2104. In most instances, if you compute a negative number of allowances using the worksheets on page 3 and your employer cannot accommodate a negative number, for each negative allowance claimed you should have an additional \$1.50 of tax withheld per week for New York State withholding on line 3, and an additional \$0.80 of tax withheld per week for New York City withholding on line 4. Yonkers residents should use 10% (.10) of the New York State amount for additional withholding for Yonkers on line 5.

Note: If you are requesting that your employer withhold an additional dollar amount on lines 3, 4, or 5 of this allowance certificate, the additional dollar amount, as determined by these instructions or by using the chart in Part 4, is accurate for a weekly payroll. Therefore, if you are paid other than weekly, you will need to adjust the dollar amount(s) that you compute. For example, if you are paid biweekly, you must double the dollar amount(s) computed using the worksheet(s) on page 3.

Avoid underwithholding

Form IT-2104, together with your employer's withholding tables, is designed to ensure that the correct amount of tax is withheld from your pay. If you fail to have enough tax withheld during the entire year, you may owe a large tax liability when you file your return. The Tax Department must assess interest and may impose penalties in certain situations in addition to the tax liability. Even if you do not file a return, we may determine that you owe personal income tax, and we may assess interest and penalties on the amount of tax that you should have paid during the year.

Privacy notification

The Commissioner of Taxation and Finance may collect and maintain personal information pursuant to the New York State Tax Law, including but not limited to, sections 5-a, 171, 171-a, 287, 308, 429, 475, 505, 697, 1096, 1142, and 1415 of that Law; and may require disclosure of social security numbers pursuant to 42 USC 405(c)(2)(C)(i).

This information will be used to determine and administer tax liabilities and, when authorized by law, for certain tax offset and exchange of tax information programs as well as for any other lawful purpose.

Information concerning quarterly wages paid to employees is provided to certain state agencies for purposes of fraud prevention, support enforcement, evaluation of the effectiveness of certain employment and training programs and other purposes authorized by law.

Failure to provide the required information may subject you to civil or criminal penalties, or both, under the Tax Law.

This information is maintained by the Director of Records Management and Data Entry, NYS Tax Department, W A Harriman Campus, Albany NY 12227; telephone 1 800 225-5829. From areas outside the United States and outside Canada, call (518) 485-6800.

Need help?



Internet access: www.nystax.gov

Get answers to frequently asked questions; check your refund status; check your estimated tax account; download forms, publications; get tax updates and other information.



Telephone assistance is available from 8:00 A.M. to 5:00 P.M. (eastern time), Monday through Friday.

To order forms and publications:	1 800 462-8100
Refund status:	1 800 443-3200
Personal Income Tax Information Center:	1 800 225-5829
From areas outside the U.S. and outside Canada:	(518) 485-6800
Fax-on-demand forms: Forms are available 24 hours a day, 7 days a week.	1 800 748-3676
Hearing and speech impaired (telecommunications device for the deaf (TDD) callers only):	1 800 634-2110

Worksheet

Part 1 — Complete this part to compute your withholding allowances for New York State and Yonkers (line 1).

6 Enter the number of dependents that you will claim on your state return (*do not include yourself or, if married, your spouse*) ... 6. _____

For lines 7, 8, and 9, enter 1 for each credit you expect to claim on your state return.

7 College tuition credit 7. _____

8 New York State household credit 8. _____

9 Real property tax credit..... 9. _____

For lines 10, 11, and 12, enter 3 for each credit you expect to claim on your state return.

10 Child and dependent care credit 10. _____

11 Earned income credit 11. _____

12 Empire State child credit 12. _____

13 Other credits (*see instructions*) 13. _____

For lines 14 and 15, enter 2 if either situation applies.

14 Head of household status **and** only one job 14. _____

15 Married couples with only **one** spouse working **and** only one job 15. _____

16 Enter an estimate of your federal adjustments to income, such as alimony you will pay for the tax year and deductible IRA contributions you will make for the tax year. Total estimate \$ _____ .
Divide this estimate by \$1,000. Drop any fraction and enter the number 16. _____

17 If you expect to itemize deductions on your state tax return, complete Part 2 below and enter the number from line 28.
All others enter 0 17. _____

18 Add lines 6 through 17 18. _____

19 If you are single or head of household, or married with both spouses working, and your total income is between \$100,000 and \$150,000, enter the appropriate number from the chart in Part 4. All others enter 0 19. _____

20 Subtract line 19 from line 18. Enter the result, including negative amounts, here and on line 1. If your employer cannot accommodate negative allowances, enter 0 here and on line 1 and see *Additional dollar amounts* in the instructions.
(If you have more than one job, or if you and your spouse both work, see instructions.) 20. _____

Part 2 — Complete this part only if you expect to itemize deductions on your state return.

21 Enter your estimated federal itemized deductions for the tax year 21. _____

22 Enter your estimated state, local, and foreign income taxes included on line 21 22. _____

23 Subtract line 22 from line 21 23. _____

24 Enter your estimated college tuition itemized deduction 24. _____

25 Add lines 23 and 24 25. _____

26 Based on your federal filing status, enter the applicable amount from the table below 26. _____

Standard deduction table			
Single (cannot be claimed as a dependent) ...	\$ 7,500	Qualifying widow(er)	\$15,000
Single (can be claimed as a dependent)	\$ 3,000	Married filing jointly.....	\$15,000
Head of household.....	\$10,500	Married filing separate returns.....	\$ 7,500

27 Subtract line 26 from line 25 (*if line 26 is larger than line 25, enter 0 here and on line 17 above*) 27. _____

28 Divide line 27 by \$1,000. Drop any fraction and enter the result here and on line 17 above 28. _____

Part 3 — Complete this part to compute your withholding allowances for New York City (line 2).

29 Enter the amount from line 6 above 29. _____

30 Add lines 14 through 17 above and enter total here 30. _____

31 Add lines 29 and 30. Enter the result here and on line 2..... 31. _____

Part 4 — This chart is for married couples with both spouses working, and single taxpayers or heads of household, with a combined income between \$100,000 and \$150,000. All others do not have to use this chart.

Enter the number of allowances (top number) on line 19; or the additional withholding (bottom dollar amount) on line 3.

Higher earner's wages ↓	Total income									
	\$100,000 to 105,000	\$105,000 to 110,000	\$110,000 to 115,000	\$115,000 to 120,000	\$120,000 to 125,000	\$125,000 to 130,000	\$130,000 to 135,000	\$135,000 to 140,000	\$140,000 to 145,000	\$145,000 to 150,000
under \$90,000	1 \$1.50	2 \$3.00	3 \$4.50	5 \$6.00	6 \$7.50	7 \$9.00	8 \$10.50	9 \$12.00	10 \$13.50	11 \$15.00
\$90,000 – \$100,000		1 \$1.50	2 \$3.00	3 \$4.50	4 \$6.00	5 \$7.50	6 \$9.00	7 \$10.50	8 \$12.00	9 \$13.50
\$100,000 – \$110,000		1 \$1.50	1 \$1.50	2 \$3.00	3 \$4.50	4 \$6.00	5 \$7.50	6 \$9.00	7 \$10.50	8 \$12.00
\$110,000 – \$120,000			1 \$1.50	2 \$3.00	2 \$3.00	3 \$4.50	4 \$6.00	5 \$7.50	6 \$9.00	7 \$10.50
\$120,000 – \$130,000					2 \$3.00	3 \$4.50	3 \$4.50	4 \$6.00	5 \$7.50	6 \$9.00
\$130,000 – \$140,000							3 \$4.50	4 \$6.00	4 \$6.00	5 \$7.50
\$140,000 – \$150,000									4 \$6.00	5 \$7.50



Forms and Publications Ordering Information (Selected forms and publications)

IT-86

The New York State Department of Taxation and Finance offers a variety of quick and easy ways to get selected forms and publications.



Personal computer To download forms and publications, access the department's Internet Web site at www.nystax.gov.



Automated phone ordering You may order two forms per telephone call. See the back of this form for a list of available forms.

Automated forms telephone ordering system

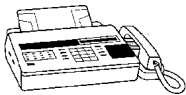
To use our automated forms telephone system (24 hours a day, 7 days a week), call 1 877 218-7181. Your address must **not** have changed since you filed your last income tax return, and you must be calling from a touch-tone telephone. Please have the following information available:

1. You will be asked to enter and verify your social security number.

2. You will be asked to enter and verify your five-digit ZIP code.

3. The address on file will be read to you. If correct, you will be asked to enter only the code number(s) that correspond(s) to the form(s) you need (see the back).


You can also get forms and publications by calling toll free 1 800 462-8100 (8:00 A.M. to 5:00 P.M., eastern time Monday through Friday). From areas outside the U.S. and outside Canada, call (518) 485-6800.



Fax-on-demand If you have a fax machine and a touch-tone phone, you can get most forms and publications from our Fax-on-demand system 24 hours a day, 7 days a week, by calling 1 800 748-3676.



Walk-in You can pick up some of the most requested forms at many post offices, libraries, and Tax Department offices. At some offices and libraries, forms are available for you to photocopy.



Mail You can order forms and publications by mail. See the back of this form for a list of available forms.

- Remove this ordering information form from your income tax packet (or print it from the Web site)
- Mark an **X** in the box next to the form or publications you need (we will send you two copies of each form, one copy of each instruction, and one copy of each publication you request)
- Enter your name and address in the space provided on the back
- Enclose this form (IT-86) in your own envelope and send it to:

**NYS TAX DEPARTMENT
OSB — FORMS CONTROL SECTION
W A HARRIMAN CAMPUS
ALBANY NY 12227**



CD-ROM You can purchase Publication 352-CD, a CD-ROM for personal computers that contains over 600 income, corporation, and withholding tax forms, instructions, and some publications. To order Publication 352-CD write to: NYS Tax Department, OSB — Forms Control Section, W A Harriman Campus, Albany NY 12227. Include a check or money order payable to **New York State Tax Forms**. The cost is \$5 for each CD-ROM you are ordering. Publication 352-CD is expected to be available by early February.

IT-86 (2006) (back) Forms and publications: automated telephone orders or mail orders

Use the listing below if you are using our automated forms ordering system or ordering forms by mail (*see instructions on the front page*).

(Code)	Form/publication number and title	(Code)	Form/publication number and title
(264)	<input type="checkbox"/> IT-2 Summary of Federal Form W-2 Statements	(150)	<input type="checkbox"/> IT-249 Claim for Long-Term Care Insurance Credit
(265)	<input type="checkbox"/> IT-1099-R ... Summary of Federal Form 1099-R Statements	(144)	<input type="checkbox"/> IT-251 Credit for Employment of Persons with Disabilities
(263)	<input type="checkbox"/> IT-150 Resident Income Tax Return (short form)	(146)	<input type="checkbox"/> IT-255 Claim for Solar Energy System Equipment Credit
(102)	<input type="checkbox"/> IT-201 Resident Income Tax Return (long form)	(268)	<input type="checkbox"/> IT-258 Claim for Nursing Home Assessment Credit
(103)	<input type="checkbox"/> IT-201-ATT... Other Tax Credits and Taxes (Attachment to Form IT-201)	(269)	<input type="checkbox"/> IT-259 Claim for Fuel Cell Electric Generating Equipment Credit
(140)	<input type="checkbox"/> IT-201-X Amended Resident Income Tax Return	(261)	<input type="checkbox"/> IT-272 Claim for College Tuition Credit or Itemized Deduction
(104)	<input type="checkbox"/> IT-203 Nonresident and Part-Year Resident Income Tax Return	(119)	<input type="checkbox"/> IT-280 Nonobligated Spouse Allocation
(105)	<input type="checkbox"/> IT-203-ATT... Other Tax Credits and Taxes (Attachment to Form IT-203)	(258)	<input type="checkbox"/> IT-285 Request for Innocent Spouse Relief
(259)	<input type="checkbox"/> IT-203-B..... Nonresident and Part-Year Resident Income Allocation and College Tuition Itemized Deduction Worksheet	(120)	<input type="checkbox"/> IT-360.1 Change of City Resident Status (New York City or Yonkers)
(134)	<input type="checkbox"/> IT-203-C Nonresident or Part-Year Resident Spouse's Certification	(121)	<input type="checkbox"/> IT-370 Application for Automatic Six-Month Extension of Time to File for Individuals
(141)	<input type="checkbox"/> IT-203-X Amended Nonresident and Part-Year Resident Income Tax Return	(122)	<input type="checkbox"/> IT-370-PF..... Application for Automatic Six-Month Extension of Time to File for Partnerships and Fiduciaries
(107)	<input type="checkbox"/> Y-203 Yonkers Nonresident Earnings Tax Return	(123)	<input type="checkbox"/> IT-398 New York State Depreciation Schedule for IRC Section 168(k) Property
(110)	<input type="checkbox"/> IT-205 Fiduciary Income Tax Return	(124)	<input type="checkbox"/> IT-2104 Employee's Withholding Allowance Certificate (for 2007)
(111)	<input type="checkbox"/> IT-205-A..... Fiduciary Allocation	(125)	<input type="checkbox"/> IT-2105-MN .. Estimated Income Tax Payment Voucher for Individuals
(135)	<input type="checkbox"/> IT-205-T Allocation of Estimated Tax Payments to Beneficiaries	(267)	<input type="checkbox"/> IT-2106-MN .. Estimated Income Tax Payment Voucher for Fiduciaries
(113)	<input type="checkbox"/> Y-206 Yonkers Nonresident Fiduciary Earnings Tax Return	(200)	<input type="checkbox"/> IT-2105.9..... Underpayment of Estimated Income Tax by Individuals and Fiduciaries
(108)	<input type="checkbox"/> IT-113-X Claim for Credit or Refund of Personal Income Tax	(266)	<input type="checkbox"/> IT-112-C New York State Resident Credit for Taxes Paid to a Province of Canada
(272)	<input type="checkbox"/> IT-209 Claim for Noncustodial Parent New York State Earned Income Credit	(126)	<input type="checkbox"/> IT-112-R New York State Resident Credit
(114)	<input type="checkbox"/> IT-212 Investment Credit	(127)	<input type="checkbox"/> IT-112.1 New York State Resident Credit Against Separate Tax on Lump-Sum Distributions
(270)	<input type="checkbox"/> IT-213 Claim for Empire State Child Credit	(128)	<input type="checkbox"/> Pub. 88 General Tax Information for New York State Nonresidents and Part-Year Residents
(115)	<input type="checkbox"/> IT-214 Claim for Real Property Tax Credit for Homeowners and Renters	(129)	<input type="checkbox"/> Pub. 22 FAQs: New York State's Real Property Tax Credit for Homeowners and Renters
(136)	<input type="checkbox"/> IT-215 Claim for Earned Income Credit	(130)	<input type="checkbox"/> Pub. 361 New York State Income Tax Information for Military Personnel and Veterans
(138)	<input type="checkbox"/> IT-216 Claim for Child and Dependent Care Credit	(131)	<input type="checkbox"/> Pub. 99 General Information on New York State and New York City Income Tax Credits
(139)	<input type="checkbox"/> IT-217 Claim for Farmers' School Tax Credit	(133)	<input type="checkbox"/> Pub. 131 Your Rights and Obligations Under the Tax Law
(149)	<input type="checkbox"/> NYC-210 Claim for New York City School Tax Credit	(148)	<input type="checkbox"/> Pub. 55 Designated Private Delivery Services
(143)	<input type="checkbox"/> IT-219 Credit for New York City Unincorporated Business Tax		<input type="checkbox"/> _____
(116)	<input type="checkbox"/> IT-220 Minimum Income Tax		<input type="checkbox"/> _____
(117)	<input type="checkbox"/> IT-221 Disability Income Exclusion		
(118)	<input type="checkbox"/> IT-230 Separate Tax on Lump-Sum Distributions		
(271)	<input type="checkbox"/> IT-240 Claim for Home Heating System Credit		

If you are ordering forms and/or publications by mail, enter your name and address in the space below.

Print or type	First name and initial	Last name
	Home address (<i>number and street or rural route</i>)	Apartment number
	City, village, or post office	State ZIP code

Index

Account information	46	Itemized deduction	37	Steps for completing Form IT-203	
Additional general information	58	Taxable income	39	Step 1 — Complete the taxpayer information section	14
Additions		Line instructions		Step 2 — Select your filing status and complete items B-F	15
New York additions	26	Form IT-203	18	Step 3 — Enter your federal income and adjustments	16
Other additions	26	Form IT-203-ATT	52	Step 4 — Calculate your New York additions and subtractions	25
Alimony received	19	Form IT-203-B	55	Step 5 — Enter your standard or itemized deduction and dependent exemption amounts	37
Amending your return	61	Military personnel	60	Step 6 — Compute your taxes	40
Amount overpaid	44	Need help?	back cover	Step 7 — Add voluntary contributions	42
Amount you owe	44	New York City minimum income tax	41	Step 8 — Enter your payments and credits	43
Business income or loss	19	Net operating loss (NOL)	60	Step 9 — Calculate your refund or the amount you owe	44
Capital gain or loss	19	Ordinary dividends	18	Step 10 — Enter your additional information	47
Checklist for Form IT-203	50	Other forms you may have to file	9	Step 11 — Sign and date your return	48
Common words and phrases	4	Other gains or losses	19	Step 12 — Finish your return	49
Credits		Other income	22	Stock options	60
Credits for business	7	Other New York State taxes	41	Subtractions	
Credits for individuals	6	Paid preparer's signature	48	New York subtractions	30
Child and dependent care credit (NYS)	41	Paid preparer information	61	Other subtractions	31
Earned income credit (NYS)	41	Part-year New York City resident tax	41	Tax computation — New York AGI of more than \$100,000	77
Household credit (NYS)	40	Part-year New York City school tax credit	43	Tax due (amount you owe)	44
Nonrefundable credits (NYS)	41	Part-year Yonkers resident income tax surcharge	42	Tax rate schedule (New York State)	78
Other refundable credits	43	Partnerships/limited liability partnerships or companies	59	Tax table (New York State)	69
Deceased taxpayers	59	Payment options	45	Third-party designee	48
Definitions used to determine resident, nonresident, or part-year resident	58	Pensions and annuities	20	Total estimated tax payments and amount paid with Form IT-370	43
Dependent exemptions	39	Pension and annuity income exclusion	30	Total federal adjustments to income	22
E-file	24	Pensions of New York State and local governments and the federal government	30	Total New York State, New York City, and Yonkers tax withheld	43
Electronic services	11	Privacy notification	61	U.S. nonresident aliens	60
Estates and trusts	59	Private delivery services	61	Unemployment compensation	22
Estimated tax	44	Public employee 414(h) retirement contribution	26	Wages, salaries, tips, etc.	18
Estimated tax penalty	44	Refunds, credits, or offsets		When to file/Important dates	back cover
Farm income or loss	22	of state and local income taxes	18, 44	Where to file (see <i>Part 7</i>)	49
Federal adjusted gross income (FAGI)	23	Sales or use tax	42, 62	Withholding allowance	43
Filing status	15	School districts and code numbers	79	Yonkers nonresident earnings tax	42
Foreign earned income	60	Signatures	48		
Form IT-203 at a glance	12	Social security benefits	22		
Income		Special accruals for full-year nonresidents	58		
Child's investment income	5	Special accruals for part-year residents	59		
Income allocation worksheet	17	Standard deduction	37		
Income percentage	41	Statute of limitations	61		
Innocent spouse relief	59				
Interest income	18				
Interest income on state and local bonds and obligations	26				
Interest income on U.S. government bonds	30				
IRA distributions	20				

When to file/Important dates

April 16, 2007

Date by which you must file your 2006 New York State income tax return and pay any amounts you owe without interest or penalty (April 17, 2007, if you file your federal return at the IRS Service Center in Andover, MA). If you cannot file by this date, you can get an automatic 6-month extension of time to file (to October 15, 2007) by filing a paper or electronic Form IT-370, *Application for Automatic Six-Month Extension of Time to File for Individuals* (see *Need help?* below).

June 15, 2007

Date by which you must file your 2006 New York State income tax return if you qualify to file your federal income tax return on June 15, 2007, because:

- 1) you are a U.S. citizen or resident and live outside the U.S. and your main place of business or post of duty is outside the U.S. and Puerto Rico, or
- 2) you are in the military service outside the U.S. and Puerto Rico when your 2006 return is due. The time to pay your New York State, New York City and Yonkers income tax, and any New York State or local sales or use tax is similarly automatically extended. You must attach to your New York State return a statement showing that you qualify for the federal automatic two-month extension.

Military Personnel — For more information on extensions of time to file, see Publication 361, *New York State Income Tax Information for Military Personnel and Veterans*.

October 15, 2007

Date by which you must file your 2006 income tax return to avoid penalties and interest computed from the original due date if you filed Form IT-370, *Application for Automatic Six-Month Extension of Time to File for Individuals*, and paid any tax you owed with the form.

April 16, 2007
June 15, 2007
September 17, 2007
January 15, 2008

Due dates for 2007 estimated tax payments. Generally, you must pay estimated income tax if you expect to owe at least \$300 of New York State or New York City or Yonkers income tax after deducting tax withheld and credits you are entitled to claim.

Need help?



Internet access: www.nystax.gov

Access our Answer Center for answers to frequently asked questions; check your refund status; check your estimated tax account; download forms, publications; get tax updates and other information.



Fax-on-demand forms: Forms are available 24 hours a day, 7 days a week.

1 800 748-3676



Telephone assistance is available from 8:00 A.M. to 5:00 P.M. (eastern time), Monday through Friday.

Refund status: 1 800 443-3200
(Automated service for refund status is available 24 hours a day, 7 days a week.)

To order forms and publications: 1 800 462-8100

Personal Income Tax Information Center: 1 800 225-5829

From areas outside the U.S. and outside Canada: (518) 485-6800



Hotline for the hearing and speech impaired: If you have access to a telecommunications device for the deaf (TDD), contact us at 1 800 634-2110. If you do not own a TDD, check with independent living centers or community action programs to find out where machines are available for public use.



Persons with disabilities: In compliance with the Americans with Disabilities Act, we will ensure that our lobbies, offices, meeting rooms, and other facilities are accessible to persons with disabilities. If you have questions about special accommodations for persons with disabilities, please call 1 800 225-5829.



Think e-file... It's easy, fast, and safe.
Log on to www.nystax.gov/elf for more information.

