

Important Notice Regarding the College Choice Tuition Savings Program

Legislation affecting New York's College Choice Tuition Savings Program was enacted after the instructions for resident Form IT-201 for tax year 2000 were printed.

The new rules covering amounts you contributed or withdrew under this program are spelled out in [Notice N-00-22](#), which can be viewed at this location. **If you are a participant in the College Choice Tuition Savings Program, please be sure and see Notice N-00-22, and follow the instructions it contains.**



Instructions for Form IT-201 (for full-year New York State residents only)

Highlights for 2000 (see page 4 for more detailed information)

- Your social security number(s) must be entered in the boxes on your form
- You can contribute to the new *Alzheimer's Disease Assistance Fund*
- You can choose to pay your taxes by credit card; see page 31.
- Earned income credit increased
- New York State child and dependent care credit increased
- New industrial or manufacturing business (IMB) credit available
- Two new qualified emerging technology company (QETC) credits available
- Estimated tax account balances can be viewed and reconciled on our Web site
- Addition modification for mergers and acquisitions repealed
- New York City tax rate reduced
- New York City school tax credit increased for residents under 65
- Yonkers resident income tax surcharge rate decreased
- Yonkers nonresident earnings tax reduced
- E-file direct debit payment option added



Think e-file... It's easy, fast, and safe.

See page 9 and log on to www.tax.state.ny.us/elf for more information.

This booklet also contains:

- Instructions for Form IT-201-ATT, *Itemized Deduction, and Other Taxes and Tax Credits*
- Instructions for Form IT-200, *Resident Income Tax Return* (see pages 42 through 47)
- Instructions for Form IT-214, *Claim for Real Property Tax Credit for Homeowners and Renters*
- Instructions for Form IT-215, *Claim for Earned Income Credit*
- Instructions for Form IT-216, *Claim for Child and Dependent Care Credit*
- Form IT-2104, *Employee's Withholding Allowance Certificate and Instructions*

From Commissioner Arthur J. Roth:

The last six years have been a time of tremendous revitalization in the Empire State under Governor Pataki's leadership. Employment is up, and we lead the nation in cutting taxes, allowing us all to enjoy the benefits of a robust and expanding economy. The key to this revitalization has been the return of New York State to a sound financial foundation. At the same time, we have made government more responsive to the people we serve.

Here at the Department of Taxation and Finance, I'm proud of the role we've been able to play in those achievements. The tax regulations are simpler and easier to understand – in part because we took a hard look at all of our regulations, eliminating one quarter of them and simplifying others. Virtually every major tax has been cut, resulting in nearly \$41 billion in cumulative tax cuts. Businesses have responded positively to these changes, creating more than 700,000 new jobs, while New Yorkers are keeping more of their hard-earned pay. Clearly, New York is in the midst of an exciting renaissance.

But I feel strongly that the best is yet to come, and the Department will do its part in making that a reality.

That's why we have focused much of our energy on providing the very best customer service possible. Our employees are better trained and equipped than ever before to provide taxpayers with any assistance they may need. Advances in technology are resulting in a "Department Without Walls," where taxpayers may conduct much of their business from the comfort of their homes or offices. For example, you can now check your estimated tax balance and reconcile your account by accessing our Web site at www.tax.state.ny.us and

clicking the *Online Services* tab. You can also *e-file* now and pay electronically later. By harnessing the power of the Internet and modern telecommunications, taxpayers may request and print forms and publications, calculate tax liabilities, file returns and extensions, and inquire about the status of a pending refund. The directory of our online services expands monthly.

We have found that our blueprint for change has received invaluable input from our customers and staff. Taxpayers and tax practitioners have provided crucial feedback regarding our efforts, while our staff, in turn, has devised innovative strategies to address any concerns. The results of this partnership have been nothing short of extraordinary and hold even greater potential for the future.

I encourage you to visit our Web site at www.tax.state.ny.us and avail yourself of the tremendous resources at your fingertips. In addition, the Tax Department's staff stands ready to help you in any way we can. If you need assistance, we can also be reached toll free at 1 800 CALL TAX. Thank you for helping us achieve our goal of being a world-class service provider.

Sincerely,

Arthur J. Roth
Commissioner

How to avoid mistakes that slow down the processing of your return and refund:

- Use your preprinted peel-off label.**
The peel-off label on the inside front cover of your income tax packet is designed to speed processing and prevent common errors that may delay refund checks. But do not attach the label until you have completed and checked your return. See [Step 5](#) on page 34 of these instructions.
- Make sure you enter your social security number(s) in the boxes to the right of your peel-off label on the front of the return.**
The peel-off label no longer displays your social security number(s). You (and if married, your spouse, whether filing a joint return or married filing separately) must enter your social security number(s) in the boxes in the top right corner of Form IT-201, even when using the preprinted peel-off label.
- Be sure to mark an "X" in either the Yes or No box at item C.**
Item C asks whether or not you can be claimed as a dependent on another taxpayer's federal return. Be sure to mark an "X" in either the *Yes* or *No* box, especially if you are single, since the answer determines the amount of standard deduction allowed.
- Public employee 414(h) retirement contributions must be entered on line 20.**
If you are a Tier 3 or Tier 4 member of the New York State and Local Retirement Systems (including the New York State Employees' Retirement System and the New York State Police and Fire Retirement System), New York State Teachers' Retirement System, or an employee of the State or City University of New York who belongs to the Optional Retirement Program or any tier member of the New York City
- Employees' Retirement System, the New York City Teachers' Retirement System, the New York City Police Pension Fund, the New York City Fire Department Pension Fund, or a member of the Manhattan and Bronx Surface Transit Operating Authority (MABSTOA) pension plan, you must enter the amount of public employee 414(h) retirement contributions you made in 2000 on line 20.
- New York City IRC 125 flexible benefits program must be entered on line 21.**
IRC section 125 amounts deducted or deferred from your salary under a flexible benefits program established by the city of New York and certain other New York City public employers must be entered on line 21 of Form IT-201.
- Check the New York standard deduction table on page 25 and make sure that you have claimed the correct standard deduction for your filing status on line 32.**
For example, do not claim a head of household filing status and then claim a standard deduction for a single or married filer.
- Complete the New York *Dependent exemption worksheet* on page 25 and enter the line c number on line 34.**
Some taxpayers make the mistake of entering the number of exemptions that they claimed on their federal return on line 34 of their Form IT-201. In general, federal exemptions include both personal and dependent exemptions. However, only dependent exemptions are allowed on your New York State return. The value of each New York dependent exemption is \$1,000. To ensure that you receive credit for the
- correct number of New York dependent exemptions, complete the worksheet on page 25 of these instructions before making an entry at line 34 of your return.
- Use the correct New York tax table.**
Be sure you are using the correct tax table to look up your tax; some taxpayers erroneously use the city tax table to determine their state tax, and vice versa. (The state tax table is on red pages 57 through 64)
- Enter your refund or amount you owe on the correct line of your return.**
Taxpayers sometimes enter the amount they owe on the **refund** line (line 67) instead of on the **amount you owe** line (line 69). The taxpayer then expects a refund, when in fact he or she owes tax. This will result in a bill for the tax owed plus interest and possible penalty. This situation can be avoided by making sure that if you owe tax, you enter the amount owed on the correct line and pay this amount when you file your return.
- Amount applied to 2001 estimated tax.**
If you elect to apply all or part of the amount overpaid to your 2001 estimated tax, that election generally **cannot** be changed after April 16, 2001 (April 17, 2001, if you file your federal return at the IRS Service Center in Andover, Massachusetts).
- Nonobligated spouses should attach Form IT-280 to their returns.**
If you are a nonobligated spouse who is filing Form IT-280 to disclaim your spouse's debt, use the original Form IT-280. Do not use a photocopy. To order Form IT-280, see *Need help?* on the back cover.

- If you do not need a tax packet:**

If you use a paid preparer, or if you use computer software to prepare your return, or if for any other reason you do not need a tax packet mailed to you for next year's taxes, please mark an "X" in the box at item D of your Form IT-201. By marking this box, you will help us reduce printing and mailing costs.

When you check the box, we will send you a preprinted peel-off label that you or whoever prepares your return should use on your 2001 return. Be sure to use your label; if you do not, it may cause a delay in processing your return and your refund, if you are entitled to one.

- Americans with Disabilities Act**

In compliance with the Americans with Disabilities Act, we will ensure that our lobbies, offices, meeting rooms and other facilities are accessible to persons with disabilities. If you have questions about special accommodations for persons with disabilities, please call the information numbers under *Need help?* on the back cover.

Commissioner’s message front cover
 How to avoid mistakes (inside front cover) 2
 Highlights for 2000 4

General information 5

Who must file 5

- Residents of NY State, NY City, and Yonkers 5
- Nonresidents of Yonkers 5
- Partnerships/limited liability companies 5
- Estates and trusts 5
- Homeowners and renters 5
- Farmers’ school tax credit 5
- Earned income credit 6
- Child and dependent care credit 6
- City of New York school tax credit 6
- Deceased taxpayers 6
- Innocent spouse relief 6
- Members of the armed forces 6
- Nonresidents and part-year residents 6
- Resident, nonresident and
part-year resident defined 7

Your rights under the Tax Law 7

Which form to file 8

- Can you file Form IT-200 instead of IT-201? 8
- Worksheet for figuring which deduction is larger 8

E-file 9

Other forms you may have to file 10

When to file 11

- Extension of time to file 11

Where to file 11

Private delivery services 11 and 35

Reminders 12

Interest and penalties 13

Voluntary gifts/contributions 13, 14, and 28

Steps 1, 2 and 3 for preparing your return 14

- Privacy notification 14

Line instructions for Form IT-201 15

- Filling in your tax return 15
- Items A, B, D, and E 15
- Joint and several tax liability 15
- Federal income and adjustments (lines 1-18) 16
- Simplified instructions with worksheet 16
- NY adjustments/NY adjusted gross income 17
- New York additions (lines 19-21) 18
- Public employee 414(h) retirement
contributions (line 20) 18
- NY City IRC 125 amounts; A-19 (line 21) 20
- New York subtractions (lines 24-28) 21
- Pensions of NYS, local & federal govts. 21
- Pension and annuity income exclusion 21
- Tax computation (lines 32-36)** 25
- Standard or itemized deduction 25

Line instructions for Form IT-201 (continued)

- Standard deduction table 25
- Dependent exemption worksheet 25
- NYS tax computation: worksheets 1 and 2 25
- Credits and other taxes (lines 37-52)** 26
- NYS household credit tables 26
- City of NY household credit tables 27
- Yonkers worksheet 28
- Voluntary gifts/contributions (line 54)** 29
- Payments and refundable credits (lines 56-64)** 29
- NYS child and dependent care credit (line 56) 29
- NYS earned income credit (line 57) 29
- Real property tax credit (line 58) 29
- City of NY school tax credit (line 59) 29
- Pay your taxes by credit card** (scheduled for 3/1/01) ... 31
- Refund or amount you owe (lines 66-70)** 32
- Collection of debts from your refund (line 67) 32
- Disclaiming of spouse’s debt (line 67) 32
- Direct deposit (lines 67a, b, and c) 32
- Estimated tax/estimated tax penalty 33

Steps 4 through 9 for preparing your return 34

- Peel-off label, social security numbers, death of
taxpayer, receive your refund, sign your return .. 34
- Return assembly, checklist,
preaddressed envelope 35

Instructions for Form IT-201-ATT 36

- NY State itemized deduction** (lines 1-14) 36
- Adjustment worksheets 1, 2, 3, and 4 ... 36 and 37
- Other NY State taxes** (lines 15-33) 38
- Other city of NY taxes** (lines 34-38) 39
- Other tax credits** (lines 39-72) 39
- Nonrefundable credits (lines 39-58) 39
- Refundable credits (lines 59-71) 41
- Claim of right credit (lines 69-71) 41

Line instructions for Form IT-200 42

Instructions for Form IT-214 48

Instructions for Form IT-215 51

Instructions for Form IT-216 53

New York State Tax Table (red) 57

City of New York Tax Table (white) 65

School districts and code numbers 73

Form IT-2104 and instructions

Index to instructions inside back cover

Need help? (phone and fax numbers,
internet access) back cover

Resolving tax problems back cover

4 Form IT-201 highlights for tax year 2000

• Social security number(s)

The peel-off label no longer displays your social security number(s). You (and if married, your spouse, whether filing a joint return or married filing separately) must enter your social security number(s) in the boxes in the top right corner of Form IT-201.

• Gift for *Alzheimer's Disease Assistance Fund*

There is a new entry on line 54 of Form IT-201 where you can contribute to the *Alzheimer's Disease Assistance Fund* (Alzheimer's Fund). The Alzheimer's Fund will enhance support services for people with Alzheimer's disease and their caregivers. If you want to contribute, see the instructions for line 54 on page 29.

• Credit card payment option

Scheduled for March 1, 2001, you can choose to pay the amount you owe on line 69 by credit card. For more information, see page 31.

• New York State earned income credit increased

The New York State earned income credit is increased from 20% of the federal earned income credit to 22½% of the federal credit.

• New York State child and dependent care credit

The New York State child and dependent care credit is increased as follows: taxpayers with New York adjusted gross income of \$25,000 or less will be allowed a New York State child and dependent care credit of 110% of the federal child and dependent care credit. The New York credit is gradually phased down from 110% to 20% of the federal credit for taxpayers with New York adjusted gross income between \$25,000 and \$65,000. The rate is 20% of the federal credit for taxpayers with New York adjusted gross income over \$65,000.

• Industrial or manufacturing business (IMB) credit

This credit is available for gross receipt taxes that were either paid by, or passed through to the IMB, but only in regard to gas, electricity, steam, water or refrigeration, or gas, electric, steam, water or refrigeration services, consumed or used by the IMB in New York State. This credit is refundable. For more information, see page 41 and new Form DTF-623, *Claim for Industrial or Manufacturing Business (IMB) Credit*.

• Two new qualified emerging technology company (QETC) credits available

- The QETC employment credit grants a credit of \$1,000 per full-time employee that a qualified emerging technology company employs in excess of 100% of the company's base year employment. The credit is available for up to three years. Except for new businesses, the credit is not refundable, but any unused credit may be carried over indefinitely. However, if your business qualifies as a new business, you can claim a refund for the amount of your current year's unused QETC employment credit instead of carrying it over to the next year. For more information, see new Form DTF-621, *Claim for QETC Employment Credit*.
- The QETC capital tax credit provides a credit of 10% of investments in qualified emerging technology companies held for four years from the close of the tax year, and 20% for investments held for nine years. The credit is claimed in the year the investment is initially made. The total credit allowable to a taxpayer for all years may not exceed \$150,000 for the four-year investments, and \$300,000 for the nine-year investments. For more information, see new Form DTF-622, *Claim for QETC Capital Tax Credit*.

• Estimated tax account balances on our Web site

You can now check your balance and reconcile your estimated tax account by accessing our Web site and clicking on the *Online Services* tab.

• Repeal of addition modification for mergers and acquisitions

The addition modification for mergers and acquisitions has been repealed for tax years beginning on or after January 1, 1997. However, amended returns based on this repeal may not be filed before April 1, 2001. If the statute of limitations for filing an amended return has expired by April 1, 2001, the statute of limitations is extended until March 31, 2002.

• New York City tax rate reduced

The city of New York highest effective tax rate is reduced to 3.7791%.

• New York City school tax credit

The city of New York school tax credit increases for city of New York residents under the age of 65. For taxpayers under 65 years of age as of January 1, 2001, who are married individuals filing joint returns and qualifying widow(er) with dependent child, the credit is \$85; for all others the credit is \$45.

• Yonkers resident income tax surcharge rate decreased

For tax year 2000, the city of Yonkers resident income tax surcharge rate has been decreased from 10% to 5% of your New York State tax, reduced by certain credits.

• Yonkers nonresident earnings tax reduced

The city of Yonkers nonresident earnings tax has been reduced to .25% on wages and net earnings from self employment.

• E-file direct debit payment option

You can *e-file* now and pay electronically later by authorizing the Tax Department to withdraw the payment from your bank account (direct debit). For more information, see page 9.

• College choice tuition savings program

As we went to print, there was pending legislation, that, if enacted, would change addition modification **A-22** on page 20, and subtraction modification **S-26** on page 24. For up-to-date information, visit our Web site at www.tax.state.ny.us or see *Need help?* on the back cover.

Advance notice of change for tax year 2001

• Residential fuel oil storage tank credit

A credit is available, effective for taxable years beginning in 2001 and 2002, for the removal, permanent closure, or installation of a below-ground or above-ground residential fuel oil storage tank used to provide heating fuel for single- to four-family residences located in New York. The amount of the credit is equal to the sum of: (a) the costs of removal of an existing unprotected below-ground or above-ground residential fuel oil tank, not to exceed \$250; (b) the costs of permanently closing an existing unprotected below-ground or above-ground residential fuel oil tank, not to exceed \$250; and (c) the purchase and installation costs of a new below-ground or above-ground residential fuel oil storage tank where the tank is used in place of a formerly used unprotected below-ground or above-ground residential fuel oil tank and provided that the unprotected tank was removed or permanently closed during the taxable year or the immediately preceding taxable year, not to exceed \$250. The costs of (a), (b), and (c) may be used only once with respect to a particular residence in computing the credit. The credit may be carried over.

Who must file

New York residents

You must file a New York State resident return if you meet any of the following conditions:

— You have to file a federal return.

— You did not have to file a federal return but:

your federal filing status would have been:

and you had federal adjusted gross income (plus New York additions)* of more than:

single, and you can be claimed as a dependent on another taxpayer's federal return \$3,000

single, and you cannot be claimed as a dependent on another taxpayer's federal return **or**

married filing joint return **or**

married filing separate return **or**

head of household **or**

qualifying widow(er) \$4,000

*(New York additions are explained on pages 18 through 20 of these instructions; see the federal instructions to find your filing status and figure your federal adjusted gross income.)

— You want to claim a refund of any New York State, city of New York, or city of Yonkers income taxes withheld from your pay.

— You want to claim a refund of any of the following New York State, city of New York, or city of Yonkers credits:

- New York State earned income credit;
- New York State child and dependent care credit;
- Farmers' school tax credit;
- Investment credit for new businesses;
- Empire zone (EZ) investment tax credit and EZ employment incentive credit for new businesses;
- Financial services industry (FSI) investment credit for new businesses;
- Financial services industry EZ investment tax credit and EZ employment incentive credit for new businesses;
- EZ wage tax credit for new businesses;
- ZEA wage tax credit for new businesses;
- Qualified emerging technology company (QETC) employment credit for new businesses;
- Industrial or manufacturing business (IMB) credit for energy taxes; **or**
- Claim of right credit (New York State, city of New York, and city of Yonkers).

— You are subject to the minimum income tax.

— You are subject to the separate tax on lump-sum distributions.

Did you use federal Form 8814 or federal Form 8615 to report your child's investment income?

If you elected to file federal Form 8814 with your federal return, the amount of your child's investment income over \$1,400 that was included in your federal gross income will be reported on your New York return and taxed at your rate. In this case, you will not file a New York return for your child. However, it will be to your advantage to file a New York return for your child since there will not be any New York tax on the first \$3,000 of your child's investment income. To qualify for filing a New York return for your child, you must first file a federal Form 8615 (instead of federal Form 8814) to report your child's investment income.

Residents of New York City and Yonkers

If you were a New York City or Yonkers resident for the tax year and you have to file a New York State return, report your New York City income tax or your Yonkers resident income tax surcharge on your state return.

Nonresidents of Yonkers

If you were not a Yonkers resident for 2000 but you earned wages or self-employment income from within the city of Yonkers, and you have to file a New York State income tax return, you must also file Form Y-203, *City of Yonkers Nonresident Earnings Tax Return*.

If you are married, you cannot file jointly on Form Y-203. If you each have taxable earnings, you must each file a separate Form Y-203. Form Y-203 is due at the same time as your state return and must be attached to it. For more information, see the instructions for Form Y-203.

Partnerships/limited liability partnerships or companies

Partnerships, limited liability partnerships (LLP) and limited liability companies (LLC), limited liability investment companies (LLIC) and limited liability trust companies (LLTC) that are treated as partnerships for federal purposes, are not subject to the New York State personal income tax but individual members of the partnerships are.

If your partnership has a partner who is a New York State resident, or if the partnership has any income from New York State sources, it must file Form IT-204, *Partnership Return*. If you were a partner, transfer your share of income or loss, deductions and adjustments from Form IT-204 to your Form IT-201. If your partnership carried on a business in New York City, it may also be required to file Form NYC-204, *City of New York Unincorporated Business Tax Partnership Return*.

Since New York State does not administer the New York City unincorporated business tax, do not file your NYC-204 with your state return.

How to get New York City forms

If you need to get tax forms and instructions from the NYC Department of Finance, you can access the NYC government Web site, *NYC Link*, at

<http://www.nyclink.org/finance>

You can also get forms by calling **New York City Tax Fax** at (718) 935-6114 from the telephone connected to your fax machine or modem (24 hours a day, 7 days a week); by calling **New York City Taxpayer Assistance** at (718) 935-6000 Monday through Friday between the hours of 9:00 a.m. and 4:30 p.m.; or by using the **Access Finance Kiosk** to print the forms you need (for hours and locations, call (718) 935-6736 and select message 143).

Estates and trusts

Estates and trusts are subject to the New York State personal income tax. The fiduciary for an estate or trust must file Form IT-205, *Fiduciary Income Tax Return*. Each beneficiary of an estate or trust must include his or her share of the estate or trust income on Form IT-201. For more information on responsibilities of beneficiaries, see *Beneficiaries (estates and trusts)* on page 17 of these instructions.

Homeowners and renters

If you are a New York State resident and if your household gross income was \$18,000 or less, you may be entitled to a state tax credit for part of the real property taxes or rent you paid during the year. Qualified persons 65 or older can claim a credit of up to \$375. For qualified persons under 65, the maximum credit is \$75. To claim the credit, complete Form IT-214, *Claim for Real Property Tax Credit for Homeowners and Renters*, and attach it to your return.

TIP

Even if you do not have to file an income tax return, you may still claim the real property tax credit by filing only Form IT-214. For more information, see *Instructions for Form IT-214* on page 48 and Publication 22, *General Information on New York State's Real Property Tax Credit for Homeowners and Renters*.

Farmers' school tax credit

TIP

If you are engaged in the business of farming, you may be entitled to an income tax credit for the school district property taxes you paid. To see if you qualify and for more information, see the instructions for Form IT-217, *Claim for Farmers' School Tax Credit*, and Publications 51, *Questions and Answers on New York State's Farmers' School Tax Credit*, and 51.1, *Update to Publication 51*.

Who must file *(continued)*

Residents of New York State claiming the earned income credit

TIP If you are a New York State resident and claimed a federal earned income credit, you may be entitled to a state earned income credit. To claim the credit, complete Form IT-215, *Claim for Earned Income Credit*, and attach it to your return. For more information, see page 51.

Residents of New York State claiming the child and dependent care credit

If you are a New York State resident and claimed the federal child and dependent care credit, you may be entitled to a state child and dependent care credit.

TIP You may still be entitled to claim the state credit even if you did not claim the credit on your federal return or did not have to file a federal return. To be eligible to claim the credit, complete Form IT-216, *Claim for Child and Dependent Care Credit*, and attach it to your return. For more information, see page 53.

New York City residents claiming the city of New York school tax credit

If you are a New York City resident or part-year resident and cannot be claimed as a dependent on another taxpayer's federal return, you are entitled to the **city of New York school tax credit**. The amount of the credit can be as much as \$125, depending on your filing status and age.

If you or your spouse (if married) are a part-year New York City resident and qualify to claim the city of New York school tax credit, you are allowed a portion of the above amounts.

See the instructions for line 59 on page 29.

TIP Even if you do not have to file an income tax return, you may still claim the city of New York school tax credit by filing only Form NYC-210, *Claim for City of New York School Tax Credit*. For more information, see Form NYC-210. If you are filing a tax return on Form IT-100, IT-200, IT-201, or IT-203, **do not** complete Form NYC-210; you claim the credit directly on your return (on Form IT-100, it is computed automatically for you).

Deceased taxpayers

If a taxpayer died before filing a return for 2000, the taxpayer's spouse or personal representative may have to file and sign a return for that taxpayer. A personal representative can be an executor, administrator or anyone who is in charge of the deceased taxpayer's property. If a taxpayer did not have to file a federal return but had New York State tax withheld, a New York return must be filed to get a refund. If a joint federal income tax return was filed for the deceased taxpayer and the surviving spouse, a joint New York State return can be filed on Form IT-200 or Form IT-201, depending on which federal form was filed. The filing due date is the same as if the taxpayer had lived. The person who files the return for the deceased taxpayer should write the taxpayer's first name and date of death in the area indicated at the top of the return.

If a fiduciary or court-appointed representative is filing a return claiming a refund for a deceased taxpayer, the fiduciary or representative must attach a copy of the certificate showing his or her appointment. If you are the surviving spouse, and the refund is not more than \$1,000, the refund will be issued to you. As the surviving spouse, if the refund is more than \$1,000, you must complete Form AU-281.17, *Survivor's Affidavit*. Others, such as a child, father or mother, brother or sister, or niece or nephew of the decedent, must attach Form AU-281.17 regardless of the refund amount. Call or write us for this form. See **Need help?** on the back cover of these instructions.

Innocent spouse relief

You may qualify for relief from liability for tax on a joint return if (1) there is an understatement of tax because your spouse omitted income or claimed false deductions or credits, (2) you are divorced, separated, or no longer living with your spouse, and (3) given all the facts and circumstances, it would be unfair to hold you liable for the tax. See Form IT-285, *Request for Innocent Spouse Relief (and Separation of Liability and Equitable Relief)*, for more information. Form IT-285 is used only for innocent spouse relief under the three circumstances stated above. Do **not** file Form IT-285 with your return.

If you want to disclaim your spouse's past-due support or a past-due legally enforceable debt to the Internal Revenue Service or a New York State agency because you do not want to apply your part of a joint refund or refundable credit to a debt owed solely by your spouse, use Form IT-280, *Nonobligated Spouse Allocation*. Form IT-280 must be completed and attached to the back of your original return when filed. (Also see *Disclaiming of spouse's debt* at line 67 on page 32.)

Members of the armed forces

If you are a member of the military and a New York State resident, the amount of your military pay that is subject to federal income tax is also subject to New York income tax.

If your permanent home (domicile) was in New York State when you entered the military but you were assigned to duty outside the state, you are still a New York State resident and must file a resident return even if you are presently serving outside New York State.

If your permanent home (domicile) was in New York State when you entered the military but you meet the conditions for nonresident status, your military pay is not subject to New York income tax.

If you are stationed in a foreign country when your return is due and you qualify for an automatic two-month extension of time to file your federal return, you are automatically granted a two-month extension of time to file your New York return. For more information, see Publication 361, *New York State Income Tax Information for Military Personnel and Veterans*.

City taxes — If you were a New York City or Yonkers resident when you entered the military and if your military pay is subject to New York State income tax, it is also subject to New York City or Yonkers taxes. However, if you meet the conditions for nonresident status, your military pay is not subject to the Yonkers nonresident earnings tax.

Nonresidents and part-year residents

If you were a nonresident of New York State and received income in 2000 from New York State sources, or if you moved into or out of New York State in 2000 (see *Resident, nonresident and part-year resident defined* on page 7), you must file Form IT-203, *Nonresident and Part-Year Resident Income Tax Return*. For more information, see the instructions for Form IT-203.

City taxes — If you changed your New York City or Yonkers resident status during the year, you must complete Form IT-360.1, *Change of City Resident Status*, and pay the New York City resident tax or a Yonkers resident income tax surcharge for the part of the year that you lived in New York City or Yonkers. For more information, see Form IT-360.1-I, *Instructions for Form IT-360.1*.

If you earned wages in the city of Yonkers or conducted a trade or business there (either as an individual or a member of a partnership) during the part of the year that you were not a Yonkers resident, you must complete Form Y-203, *City of Yonkers Nonresident Earnings Tax Return*, and pay any tax due. For more information, see Form Y-203-I, *Instructions for Form Y-203*.

Who must file *(continued)*

Resident, nonresident and part-year resident defined

You may have to pay income tax as a New York State resident even if you are not considered a resident for other purposes. For income tax purposes, your resident status depends on where you were domiciled and where you maintained a permanent place of abode during the taxable year.

In general, your *domicile* is the place you intend to have as your permanent home. Your domicile is, in effect, the **state** where your permanent home is located. It is the place you intend to return to whenever you may be away (as on vacation abroad, business assignment, educational leave, or military assignment).

You can have only one domicile. Your New York domicile is not changed until you can demonstrate that you have abandoned your New York domicile and established a new permanent domicile outside New York State.

A change of domicile must be *clear and convincing*. Easily controlled factors such as where you vote, where your driver's license and registration are issued, where your will is located or similar items are **not** the primary factors to be taken into consideration in determining where you are domiciled. To properly determine whether you have changed your domicile, you should first consider a comparison of your primary ties in both locations. For example, compare (1) the size, value, and nature of use of your first residence to the size, value, and nature of use of your newly acquired residence; (2) your employment and/or business connections in both locations; (3) the amount of time spent in both locations; (4) the physical location of items that have significant sentimental value to you in both locations; and (5) your close family ties in both locations. A change of domicile is *clear and convincing* only when your primary ties are clearly **greater** in the new location. When weighing your primary ties keep in mind that depending upon your overall lifestyle, some may weigh more heavily than others. It is the responsibility of the taxpayer to make available, if required by the Tax Department, documentation showing the necessary intention to effect a change of domicile.

If you move to a new location but intend to stay there only for a limited amount of time (no matter how long), your domicile does not change. For example, Mr. Green of ABC Electronics in Elmira, New York was temporarily assigned to the Atlanta, Georgia branch office for two years. After his stay in Atlanta, he returned to his job in New York. His domicile did not change during his stay in Georgia; it remained New York State.

If your domicile is New York State and you go to a foreign country because of a business assignment by your employer, or for study, research or any other purpose, your domicile does not change unless you show that you definitely do not intend to return to New York.

A *permanent place of abode* is a residence (a building or structure where a person can live) you permanently maintain, whether you own it or not, and usually includes a residence your husband or wife owns or leases. A place of abode is not permanent if you maintain it only during a temporary or limited period of time for a particular purpose.

Resident — You are a New York State resident if:

- a) Your domicile is not New York State but you maintain a permanent place of abode in New York and spend *184 days or more* in New York during the taxable year.

However, if you are a member of the armed forces, and your domicile is not New York State, you are not a resident under this definition; or

- b) Your domicile is New York State. However, even if your domicile is New York, you are not a resident if you meet **all three** of the conditions in either Group A or Group B as follows:

Group A

- 1) You did not maintain any permanent place of abode in New York State during the taxable year; and
- 2) You maintained a permanent place of abode outside New York State during the entire taxable year; and
- 3) You spent *30 days or less* in New York State during the taxable year.

Group B

- 1) You were in a foreign country for at least 450 days during any period of 548 consecutive days; and
- 2) You spent *90 days or less* in New York State during this 548-day period, and your spouse (unless legally separated) or minor children spent *90 days or less* in New York during this 548-day period in a permanent place of abode maintained by you; and
- 3) During the nonresident portion of the taxable year in which the 548-day period begins, and during the nonresident portion of the taxable year in which the 548-day period ends, you were present in New York State for no more than the number of days which bears the same ratio to 90 as the number of days in such portion of the taxable year bears to 548. This condition is illustrated by the following formula:

$$\frac{\text{Number of days in the nonresident portion}}{548} \times 90 =$$

Maximum number of days allowed in New York State

Nonresident — You are a New York State nonresident if you were not a resident of New York State for any part of the year.

Part-year resident — You are a New York State part-year resident if you meet the definition of resident or nonresident for only part of the year.

For more information on nonresidents and part-year residents, see the instructions for Form IT-203.

Your rights under the Tax Law

The Taxpayer Bill of Rights requires, in part, that the Tax Department advise you, in writing, of your rights and obligations during an audit, when appealing a Tax Department decision and when your appeal rights have been exhausted and you need to understand enforcement capabilities available to the Tax Department to obtain payment. For a complete copy of the information contained in all of these statements, you may request Publication 131, *Your Rights and Obligations Under the Tax Law*. For a copy of Publication 131, see *Need help?* on the back cover of these instructions.

For up-to-the-minute information on New York State tax matters, including matters that may affect your New York State personal income tax return, visit our Web site at www.tax.state.ny.us.

Which form to file

TIP You may be eligible for free e-file !!

E-file is faster and more accurate than paper filing, and now, if you qualify, it may be free. Several tax preparers and tax preparation software providers are offering free or discounted electronic tax filing. You may also be able to file your return over the Internet. For more details, visit our electronic filing Web site at:

www.tax.state.ny.us/elf

If the federal income tax return you filed was:

And you were a full-year resident of New York State, file your New York income tax return on:

Form 1040EZ or you used Telefile

Form IT-100 if you want us to figure your tax and, if applicable, the earned income credit, the New York State child and dependent care credit, or the city of New York school tax credit,

Form IT-200 if you want to figure your tax yourself or claim the real property tax credit (see *Homeowners and renters* on page 5) or you want to disclaim a spouse's debt (see *Collection of debts from your refund*, page 32) or you want to claim the New York State earned income credit (see page 29), or the city of New York school tax credit (see page 29).

Form 1040A

Form IT-100 if you want us to figure your tax and, if applicable, the earned income credit, the New York State child and dependent care credit, or the city of New York school tax credit, and you did not have IRA distributions, pension or annuity income, social security benefits, or capital gain distributions included in your federal adjusted gross income. (You must use **Form IT-200** if you are married and filing a separate federal return and you did not have IRA distributions, pension or annuity income, social security benefits, or capital gain distributions included in your federal adjusted gross income.)


Form IT-200 if you want to figure your tax yourself and you did not have IRA distributions, pension or annuity income, social security benefits, or capital gain distributions included in your federal adjusted gross income, or you want to claim the real property tax credit (see *Homeowners and renters* on page 5) or you want to disclaim a spouse's debt (see *Collection of debts from your refund*, page 32) or you want to claim the New York State earned income credit (see page 29), the New York State child and dependent care credit (see page 29), or the city of New York school tax credit (see page 29).

Form 1040 **Form IT-201** (but see *Can you file Form IT-200 instead of Form IT-201?* below).

TIP Can you file Form IT-200 instead of Form IT-201?

Even though you filed federal Form 1040, you should file New York's shorter return, Form IT-200, instead of Form IT-201 if:

- you itemized your deductions on federal Form 1040, but your New York standard deduction is larger than your New York itemized deduction (use the worksheet below); **and**

 **Worksheet for figuring which deduction is larger**

a. Total itemized deductions from federal Schedule A, line 28 a. _____

b. State, local, and foreign income taxes from federal Schedule A, lines 5 and 8 b. _____

c. Subtract line b from line a c. _____

d. Enter the standard deduction that applies to your filing status:

- Single and can be claimed as a dependent \$3,000
- Single and **cannot** be claimed as a dependent 7,500
- Married filing **joint** return 13,000
- Married filing **separate** return . 6,500
- Head of household 10,500
- Qualifying widow(er) 13,000 d.

If line d is larger than line c, you meet the first requirement in *Can you file Form IT-200 instead of Form IT-201?*, and you should file Form IT-200 if you meet the other requirements. If line c is larger than line d, your tax will be less if you file Form IT-201 and take the itemized deduction. If you itemize your deductions on federal Form 1040, fill in lines 1 through 14 of Form IT-201-ATT. If any of the other adjustments to federal itemized deductions apply to you (see pages 36 and 37 of these instructions), adjust line c appropriately.

- your income was only from wages, interest, dividends, taxable refunds, credits or offsets of state and local income taxes or unemployment compensation; **and**
- your adjustments to income are only for IRA deductions, public employee 414(h) retirement contributions, IRC 125 amounts deducted or deferred from your salary under a flexible benefits program established by the city of New York and certain other New York City public employers, interest income on U.S. government bonds or taxable refunds, credits or offsets of state and local income taxes; **and**
- your taxable income is less than \$65,000; **and**
- your only New York State tax credits are the child and dependent care, household, earned income, or real property tax credits; **and**

- your only city of New York credits are the city of New York household credit and the city of New York school tax credit; **and**
- your only other income taxes are full-year New York City or Yonkers income taxes; **and**
- you did not make estimated tax payments, you do not need to extend the time to file your return, and you are a calendar-year filer.

No matter which federal form you filed, you must use New York Form IT-201 if:

- You have IRA distributions, pension or annuity income, social security benefits, or capital gain distributions included in your federal adjusted gross income.
- You have any of the following New York adjustments to income: **subtractions** for taxable social security benefits, pension and annuity income exclusion, allowable contributions to a tuition savings account established under the New York State college choice tuition savings program, and any withdrawal from a New York State college choice tuition savings program account (the subtraction for interest income on U.S. government bonds can be made on **all** New York returns); **additions** to income for interest income on state and local bonds and obligations (but not those of New York State and local governments within the state), a nonqualified withdrawal from a New York State college choice tuition savings program account, and the accelerated cost recovery system (ACRS) deduction. For information on all New York adjustments to income, see *New York adjustments* on page 17.
- You can claim any of these New York State tax credits:
 - resident credit
 - accumulation distribution credit
 - investment credits
 - special additional mortgage recording tax credit carryover
 - solar and wind energy credit carryover
 - empire zone (EZ) credits (including zone equivalent areas)
 - historic barns credit
 - farmers' school tax credit
 - QETC employment credit and capital tax credit
 - IMB credit for energy taxes
 - claim of right credit
 - employment of persons with disabilities credit
 - alternative fuels credit
 - solar electric generating equipment credit.
- You can claim the credit for city of New York unincorporated business tax paid.

The New York State household credit, earned income credit, child and dependent care credit, city of New York household credit, and city of New York school tax credit can be claimed on all returns. The real property tax credit can be claimed only on Forms IT-200 and IT-201.

Which form to file *(continued)*

- You are subject to any of these taxes:
- minimum income tax
 - separate tax on lump-sum distributions
 - add-back of investment credit on early dispositions
 - part-year city of New York resident tax
 - part-year city of Yonkers resident income tax surcharge
 - add-back of EZ investment tax credit
 - add-back of financial services industry investment credit on early dispositions
 - add-back of financial services industry EZ investment tax credit and EZ employment incentive credit on early dispositions
 - add-back of EZ capital tax credit
 - add-back of resident credit for taxes paid to a province of Canada
 - add-back of farmers' school tax credit
 - add-back of alternative fuels credit
 - add-back of QETC capital tax credit on early dispositions.
- You are claiming a 2000 estimated tax payment or an overpayment credit from your 1999 return.
- You want to apply any part of your 2000 overpayment to your estimated tax for 2001.

- You were a New York State resident for all of 2000, but a New York City or Yonkers resident for only part of the year. For more information on change of city resident status, see IT-360.1-I, *Instructions for Form IT-360.1*.
- You are filing for a taxable period other than the calendar year January 1, 2000, through December 31, 2000.
- You need an extension of time to file your return.

If you did not have to file a federal return but you must file a New York return, use your federal instructions to choose the federal form you would have filed if one had been required. Then use these instructions to choose your New York form. You will also need your federal instructions to determine your filing status, your income, adjustments to income, and the number of exemptions you may claim. If you need help, see *Need help?* on the back cover of these instructions.

If you did not have to file a federal return but are required to file a New York State return, you may qualify for simplified filing. See page 16 of these instructions.

Separate returns are required for some married taxpayers who file a joint federal return. If one of you was a New York State resident and the other was a nonresident or part-year resident, you must each file a separate New York return. The New York State resident must use Form IT-200 or Form IT-201. The nonresident or part-year resident, if required to file a New York return, must use Form IT-203. However, if both of you choose to file as New York residents, you may file a joint New York State return; use Form IT-200 or Form IT-201. For the definition of resident, nonresident and part-year resident, see page 7. Some federal Form 1040 filers can use Form IT-200. See *Can you file Form IT-200 instead of Form IT-201?* on page 8.

Also, if you filed a joint federal return but are unable to file a joint New York return because the address or whereabouts of your spouse is unknown, you may be able to file a separate return. See *Line Instructions for Form IT-201*, Item A, on page 15.



TIP You can file your income tax return electronically, using your personal computer and one of the many commercially available software packages, or you can choose to have a tax professional electronically file your return for you.

Electronic filing is the fastest way to receive your refund, if you are entitled to one. The speed and accuracy of computers allow electronic returns to be processed faster than paper returns, and since all electronic returns are prepared using software programs that have been approved by the Tax Department, the possibility of errors and delays is greatly reduced. To receive your refund even faster, you can choose to have it deposited directly into your savings or checking account.

The following forms may be filed electronically:

- IT-200, *Resident Income Tax Return*
- IT-201, *Resident Income Tax Return*
- IT-201-ATT, *Itemized Deduction, and Other Taxes and Tax Credits*
- IT-203, *Nonresident and Part-Year Resident Income Tax Return*
- IT-203-ATT, *Income Allocation and Itemized Deduction*
- IT-203-B, *Other New York State and City of New York Taxes and Tax Credits*
- IT-203-C, *Nonresident or Part-Year Resident Spouse's Certification*
- IT-112-R, *New York State Resident Tax Credit*
- IT-112.1, *New York State Resident Credit Against Separate Tax on Lump-Sum Distributions*
- IT-212, *Investment Credit*

- IT-212-ATT, *Claim for Historic Barn Rehabilitation and Employment Incentive Credit*
- IT-214, *Claim for Real Property Tax Credit for Homeowners and Renters*
- IT-215, *Claim for Earned Income Credit*
- IT-216, *Claim for Child and Dependent Care Credit*
- IT-217, *Claim for Farmers' School Tax Credit*
- IT-219, *Credit for City of New York Unincorporated Business Tax*
- IT-220, *Minimum Income Tax*
- IT-230, *Separate Tax on Lump-Sum Distributions*
- IT-280, *Nonobligated Spouse Allocation*
- IT-360.1, *Change of City Resident Status*
- IT-370, *Request for Extension of Time to File*
- IT-2105.9, *Underpayment of Estimated Income Tax by Individuals and Fiduciaries*
- Y-203, *City of Yonkers Nonresident Earnings Tax Return.*

Note: Not all software packages and preparers may be able to file these forms electronically for 2000, so you should verify that the one you select can file the forms you need.

Electronically filed returns with a balance due may be paid by submitting a check or money order with Form IT-201-V, *Payment Voucher for Income Tax Returns Filed Electronically*, by credit card (see instructions on page 31), or by authorizing the Tax Department to withdraw

the payment from your bank account (direct debit). Authorization and account information for direct debit must be included with your electronic return and cannot be changed once it is transmitted. To avoid interest and penalties, your check or money order must be mailed, credit card payment authorized, or direct debit withdrawal made, by the filing deadline. The direct debit payment will be withdrawn on the date you indicated on your electronic return. If paying by check or money order, Form IT-201-V will be provided to you by your electronic tax professional or may be printed from your software.

For more information about New York State e-file, log on to www.tax.state.ny.us/elf

Other forms you may have to file

Form IT-2105, *Estimated Income Tax Payment Voucher*

The total amount you must pay for 2001 through withholding and estimated tax is the lesser of:

1. 90% of the tax shown on the 2001 return, or
2. 100% of the tax shown on the 2000 return (110% of that amount if you are not a farmer or fisherman and the New York adjusted gross income shown on that return is more than \$150,000 or, if married filing separately, more than \$75,000).

However, if you do not file a 2000 tax return, or your 2000 return did not cover all 12 months, item 2 above does not apply.

For more information, see the instructions for Form IT-2105.

You do not have to pay estimated tax if you expect to owe less than \$300 of New York State or New York City or Yonkers tax after deducting tax withheld and credits you are entitled to claim.

If you paid estimated tax for 2000 and filed a 1999 New York State income tax return, you will automatically receive a 2001 estimated tax packet in the mail. Included in your packet will be your account statement for tax year 2000. It will show the total amount recorded in your account as of the date shown on the statement. You can also check your account by accessing our Web site at www.tax.state.ny.us and clicking on the *Online Services* tab. Review this statement carefully. If you disagree with any of the information, complete Form IT-2105.1 and fax or mail it immediately. Fax: (518) 457-2249 or mail: **NYS Tax Department, Estimated Tax Unit, Building 8, Room 531, W A Harriman Campus, Albany NY 12227**. Do not use a pre-addressed peel-off label for this form.

If you do not receive your 2001 estimated tax packet by the date your first payment is due (generally April 15), call or write us for forms and instructions. See *Need help?* on the back cover.

Estimated income tax for estates and trusts — Estates and trusts are required to make estimated tax payments. However, estates (and certain grantor trusts that receive the residue of the decedent's estate under the decedent's will) are exempt from paying estimated tax for the first two years after the decedent's death. Generally, an estate or trust must pay estimated tax if the estate or trust is expected to owe, after subtracting its withholding and credits, at least \$300 in New York State income tax for 2001.

A fiduciary of an estate or trust who makes an election to allocate any portion of the estate's or trust's estimated tax payment among the beneficiaries must file Form IT-205-T. For more information, see the instructions for Form IT-205.

• Notice to estimated tax filers

The Tax Department plans to begin mailing estimated tax vouchers in mid-February. Estimated tax filers can expect to receive their IT-2105 payment vouchers in late February or early March. The first installment is due on or before April 16, 2001.

Form IT-201-ATT, *Itemized Deduction, and Other Taxes and Tax Credits*

Complete this form if you claimed itemized deductions on your federal return or are subject to any other New York State or New York City taxes. You must also use this form if you are claiming any New York State, New York City, or Yonkers credits other than the household credit(s), the child and dependent care credit, the earned income credit, the real property tax credit, or the city of New York school tax credit. For more information, see the *Instructions for Form IT-201-ATT* on page 36.

Form IT-220, *Minimum Income Tax*

Complete this form if you have New York State tax preference items totaling more than your specific deduction of \$5,000 (\$2,500 if you are married and filing separately). The tax preference items are depreciation (pre-1987), intangible drilling costs, section 1202 exclusion, and New York addition for restoration of net operating loss deduction. You may have to file Form IT-220 even if you are not required to file federal Form 6251, *Alternative Minimum Tax - Individuals*. For more information, see the instructions for Form IT-220.

Form IT-221, *Disability Income Exclusion*

Complete this form to figure the amount of your disability income that may be excluded from income on Form IT-201. To qualify, you must have retired due to permanent and total disability and you must not have reached age 65 when your tax year ended. If you claim this exclusion, the *Physician's statement* at the bottom of Form IT-221 may also have to be completed and signed by your doctor. For more information, see Form IT-221.

Form IT-230, *Separate Tax on Lump-Sum Distributions*

Complete Form IT-230 if you used federal Form 4972 to figure your federal tax on a lump-sum distribution from a qualified retirement plan. For more information, see the instructions for Form IT-230.

Form IT-399, *New York State Depreciation Schedule*

Complete this form if you are an individual, partnership, estate or trust to figure your New York depreciation deduction for property placed in service during taxable years beginning in 1981, 1982, 1983, and 1984. New York State does not allow ACRS depreciation for property placed in service (whether inside or outside New York State) during these years.

For property placed in service outside New York State for taxable years beginning after December 31, 1984, but before January 1, 1994, see addition A-13 on page 19.

Form IT-201-X, *Amended Resident Income Tax Return*

Generally, an amended return claiming credit for, or a refund of, an overpayment must be filed within three years of the date that the original return was filed, or within two years of the date the tax was paid, whichever is later. However, if you file an amended federal return showing a change in your taxable income, tax preference items, total taxable amount or capital gain or ordinary income portion of a lump-sum distribution, the amount of your earned income credit or credit for child and dependent care expenses, or the amount of your foreign tax credit affecting the computation of the resident credit for taxes paid to a province of Canada, you must also file an amended New York State return within 90 days from the date you amend your federal return.

You must also file an amended return to correct any error on your original state return and to report changes made by the Internal Revenue Service (IRS).

If the IRS changes the

- taxable income,
- tax preference items,
- total taxable amount or capital gain or ordinary income portion of a lump-sum distribution,
- amount of your earned income credit, or
- amount of any claim of right adjustment,

or if the IRS disallows

- your refund claim,
- your credit for child and dependent care expenses, or
- the amount of your foreign tax credit affecting the computation of the resident credit for taxes paid to a province of Canada that you reported on your federal return,

you must report these changes to the New York State Tax Department within 90 days from the date the IRS makes its final determination.

For more specific information regarding the timeliness of filing a refund claim, making changes to your original New York State return, or reporting changes made by the IRS, see Form IT-201-X-I, *Instructions for Form IT-201-X*.

To amend your 2000 return, you must use 2000 Form IT-201-X. Since we cannot process your amended return until we have completed the processing of all original returns, there may be some delay in completing the review of your amended return. If you need forms, see *Need help?* on the back cover.

When to file

File your return as soon as you can after January 1, 2001, but not later than the filing deadline, **April 16, 2001**. (If you are required to file your 2000 federal return at the IRS service center in Andover, Massachusetts, the deadline to file your New York State return is April 17, 2001.) If you file late, you may have to pay penalties and interest. See *Interest and penalties* on page 13.

TIP

Extension of time to file —

If you know that you cannot meet the filing deadline, ask for an extension of time by filing New York State Form IT-370, *Application for Automatic Extension of Time to File for Individuals*. The time to file will be automatically extended for four months if you file Form IT-370 on time and, if required, pay any tax you owe with it.

Extension requests may also be filed via the Internet; access the Tax Department's Web site for information or to submit an extension request. See *Need help?* on the back cover for the Web site address.

If you expect to receive a refund or anticipate having no amount of New York State, New York City or Yonkers income tax remaining unpaid as of the due date of the return, we will accept a copy of federal Form 4868, *Application for Automatic Extension of Time to File U.S. Individual Income Tax Return*. Send us a copy of federal Form 4868 on or before the due date of the return. Attach another copy to your return when you file it. Write **New York State Copy** at the top of the form.

If you are enclosing a payment with your extension request, mail Form IT-370 with your payment to:

**Extension Request
PO Box 15106
Albany NY 12212-5106.***

If the balance due with your extension request is "0," mail Form IT-370 (or the copy of your federal Form 4868) to:

**Extension Request - NR
PO Box 15105
Albany NY 12212-5105.***

When you file, you must use Form IT-201; you cannot file Form IT-100 or Form IT-200.

If you qualify for an automatic two-month extension of time to file your federal income tax return because (1) you are a U.S. citizen or resident and live outside the U.S. and your main place of business or post of duty is outside the U.S. and Puerto Rico or (2) you are in the military service outside the U.S. and Puerto Rico when your 2000 return is due, you are entitled to a similar two-month automatic extension to file your New York income tax return. The time to pay your New York State, New York City and city of Yonkers tax is similarly automatically extended. You must attach to your New York State return a statement showing that you qualify for the federal automatic two-month extension.

If you cannot file on or before the end of this automatic two-month extension, file Form IT-370 and pay any tax due with it to receive an additional two months to file. If you still need more time, you must file Form IT-372, *Application for Additional Extension of Time to File for Individuals*.

Where to file

Use the preaddressed envelope that came with your tax packet. If you do not have one, address your envelope as follows:

For refund returns —

STATE PROCESSING CENTER — REFUND '00
PO BOX 61000
ALBANY NY 12261-0001

For all other returns —

STATE PROCESSING CENTER
PO BOX 61000
ALBANY NY 12261-0001

Private delivery services

If you choose, you may use a private delivery service, instead of the U.S. Postal Service, to file your return. However, if, at a later date, you need to establish the date you filed your return, you cannot use the date recorded by a private delivery service **unless** you used a delivery service that has been designated by the U.S. Secretary of the Treasury or the Commissioner of Taxation and Finance. If you have used a designated private delivery service and need to establish the date of delivery, contact that private delivery service for instructions on how to obtain written proof of the date of delivery. If you use **any** private delivery service, whether it is a designated service or not, address your return to: **State Processing Center, 431C Broadway, Albany NY 12204-4836**.

The current designated private delivery services are:

1. Airborne Express (Airborne):
Overnight Air Express Service
Next Afternoon Service
Second Day Service
2. DHL Worldwide Express (DHL):
DHL Same Day Service
DHL USA Overnight
3. Federal Express (FedEx):
FedEx Priority Overnight
FedEx Standard Overnight
FedEx 2 Day
4. United Parcel Service (UPS):
UPS Next Day Air
UPS Next Day Air Saver
UPS 2nd Day Air
UPS 2nd Day Air A.M.

* If you use a delivery service other than the U.S. Postal Service, see *Private delivery services* under **Where to file** to the right.



Think e-file ... It's easy, fast, and safe.

E-file provides the fastest and most accurate processing of your return, an electronic acknowledgement that your return has been received, and the quickest way to get your refund, especially when

you use the direct deposit option. New this year, you can **e-file** now and pay electronically later by direct debit from your bank account or by credit card. You can **e-file** through a paid preparer, from your home computer using New York State approved tax preparation software, or through the Internet (**e-file** may be offered as a free Internet service to certain filers). See page 9 and log on to www.tax.state.ny.us/elf for more information.

Reminders

TIP Available New York tax credits

You may be eligible for one or more of the following New York State, New York City, or Yonkers tax credits.

Credits that reduce tax but cannot be carried over to future years:

- NY State household credit (see page 26)
- Resident tax credit (page 39)
- Resident credit against separate tax on lump-sum distributions (page 38)
- NY State accumulation distribution credit (page 39)
- City of New York household credit (page 27)
- City of New York UBT credit (page 41)
- City of New York accumulation distribution credit (page 41).

Credits that reduce tax, and any excess may be carried over to future years (see pages 39 and 40):

- Solar electric generating equipment credit
- Investment credit
- Financial services industry (FSI) investment credit
- Empire zone (EZ) investment tax credit and EZ employment incentive credit
- Financial services industry EZ investment tax credit and EZ employment incentive credit
- EZ wage tax credit
- ZEA wage tax credit
- EZ capital tax credit
- Qualified emerging technology company (QETC) employment credit
- QETC capital tax credit
- Special additional mortgage recording tax credit carryover
- Solar and wind energy credit carryover
- Employment of persons with disabilities credit
- Alternative fuels credit.

Credits that may be refunded to you:

- NY State child and dependent care credit (see page 29)
- NY State earned income credit (page 29)
- Real property tax credit (page 29)
- City of New York school tax credit (page 29)
- Farmers' school tax credit (page 41)
- Investment credit for new businesses (page 41)
- Financial services industry investment credit for new businesses (page 41)
- EZ investment tax credit and EZ employment incentive credit for new businesses (page 41)
- Financial services industry EZ investment tax credit and EZ employment incentive credit for new businesses (page 41)
- EZ wage tax credit for new businesses (page 41)
- ZEA wage tax credit for new businesses (page 41)

- QETC employment credit for new businesses (page 41)
- Industrial or manufacturing business (IMB) credit for energy taxes (page 41)
- NY State claim of right (page 41)
- City of New York claim of right (page 41)
- City of Yonkers claim of right (page 41).

TIP Refunds and refundable credits

Even if you do not have to file a return, you should file to get a refund if New York State, New York City or Yonkers income taxes were withheld from your pay, or you are eligible to claim a credit that may be refunded (see *Credits that may be refunded to you* above).

Name and social security number

You must enter your name and social security number on all forms you send to us. **If you are making a payment, write your social security number and 2000 Income Tax on your check or money order.**

New for 2000 — You (and if married, your spouse, whether filing a joint return or married filing separately) must enter your social security number(s) in the boxes in the top right corner of Form IT-201, even when using the preprinted peel-off label.

Whole dollar amounts

You may round all money items on your return to the nearest dollar. For example, round \$10.49 to \$10.00; round \$10.50 to \$11.00. If you round to the nearest dollar, round for all amounts.

Wage and tax statements

Your employer must give you a wage and tax statement — either federal Form W-2 or New York State Form IT-2102. This statement shows your total earnings and the amount of New York State, New York City and Yonkers taxes withheld from your pay during the year.

If you received periodic annuity, pension, retired pay or IRA payments and income tax was withheld, the payer must give you a statement, either federal Form 1099-R or New York State Form IT-2102-P. This statement shows the amount of your gross and taxable retirement plan payments, and the New York State, New York City and Yonkers tax withheld from your payments during the year.

If you received payments of lottery distributions and income tax was withheld from those payments, you will receive federal Form W-2G. This statement shows your total payments and the amount of New York State, New York City and Yonkers taxes withheld during the year.

You must staple your wage and tax statement(s), New York State Form IT-2102 (Copy 1) or federal Form W-2 (Copy 2), to the front of your return as shown in Step 7 on page 35 of these instructions. If you have not received your wage and tax statement(s) by February 15, 2001, or if the statement(s) you received is incorrect, contact your employer.

Estimated tax paid

Enter the amount of estimated tax payments made for New York State, city of New York and Yonkers. Before completing this section of your return, review the account statement that was included with your estimated tax packet. Report any discrepancies by completing Form IT-2105.1 provided in your packet and fax or mail it immediately. Fax: **(518) 457-2249** or mail: **NYS Tax Department, Estimated Tax Unit, Building 8, Room 531, W A Harriman Campus, Albany NY 12227.**

New for 2000 — You can now check your balance and reconcile your estimated tax account by accessing our Web site at www.tax.state.ny.us and clicking on the *Online Services* tab.

Paid preparers must sign your return

Anyone you pay to prepare your return must sign it and fill in the other blanks in the paid preparer's area of your return. The preparer required to sign your return must sign it by hand; signature stamps or labels are not acceptable. If someone prepares your return and does not charge you, that person should not sign it.

Paid preparers may be subject to a penalty for failure to comply with certain requirements. For more information, see *Interest and penalties* on page 13.

Computer filled-in returns

If you use a computer to fill in your return, be sure you meet these requirements:

- If you do not use the official income tax forms that we provide, any computer-generated form you use must comply with the guidelines in Publication 75, *Specifications for Reproduction of Non-scannable New York State Income Tax Forms*, for tax year 2000.
- Your software must conform to current federal and state income tax laws.

Check your withholding for 2001

If, after completing your 2000 tax return, you want to change the amount of tax withheld from your paycheck, complete Form IT-2104, *Employee's Withholding Allowance Certificate*, and give it to your employer. Form IT-2104 is included in this booklet.

Keep copies of your tax records

Please remember to keep a copy of your completed income tax return. Also keep copies of any books, records, schedules, statements or other related documents.

You may be asked by the Tax Department to provide copies of these records after you have filed your income tax returns.

Federal/state tax agreement

Under authority of federal and New York State laws, the New York State Department of Taxation and Finance and the Internal Revenue Service have entered into a federal/state agreement for the mutual exchange of tax information.

Interest and penalties

Interest — Interest will be charged on income tax that is not paid on or before the due date of your return, even if you received an extension of time to file your return. Interest is a charge for the use of money and in most cases may not be waived. Interest is compounded daily and the rate is adjusted quarterly.

If you are due a refund, you may also be entitled to receive interest on your overpayment. Interest is compounded daily and the rate is adjusted quarterly. If the refund is made within 45 days after the due date of your return, no interest will be paid. If you file your return after the due date (including extensions), no interest will be paid if the refund is made within 45 days after the date you filed. If the refund is not made within this 45-day period, interest will be paid from the due date of the return or from the date you filed, whichever is later. However, interest will not be paid to you:

- on the portion of your refund that is attributable to the real property tax credit, the earned income credit, the child and dependent care credit, the farmers' school tax credit, or the city of New York school tax credit; **or**
- if your return cannot be processed.

To be processed, your return must show your name, address, social security number, signature and the information needed to mathematically verify your tax liability.

Late filing penalty — If you file late, you will be charged a penalty of 5% of the tax due for each month, or part of a month, the return is late, up to a maximum of 25%, unless you extend the time to file or attach to your return an explanation showing reasonable cause for the delay. If your return is more than 60 days late, this penalty will not be less than the lesser of \$100 or 100% of the amount required to be shown as tax due on the return, reduced by any tax paid and by any credit that may be claimed. For information on getting an extension of time to file your return, see *When to file* on page 11 of these instructions.

Late payment penalty — If you do not pay your tax when due, you will be charged a penalty of ½ of 1% of the unpaid amount for each month or part of a month it is not paid, up to a maximum of 25%. This penalty is in addition to the interest charged for late payments.

This penalty may not be charged if you attach to your return an explanation showing reasonable cause for paying late.

If you figure your tax incorrectly — You may have to pay a penalty if the tax you report on your return is **less** than your correct tax. If you are off by more than 10% or \$2,000, whichever is more, you may have to pay this penalty. The penalty is 10% of the difference between the tax you reported and the tax you actually owe.

Underpayment of estimated tax penalty — If your 2000 withholding and estimated tax payments do not equal at least 90% of the tax shown on your return for the taxable year or 100% of the tax shown on your return for the preceding taxable year (110% of that amount if you are not a farmer or fisherman and the New York adjusted gross income shown on that return is more than \$150,000 or, if married filing separately, more than \$75,000) based on a return covering 12 months, you may be subject to a penalty for underpayment of estimated income tax.

You will **not** be subject to underpayment of estimated tax penalty if you owe less than \$300 of New York State, New York City, or Yonkers tax after deducting tax withheld, estimated tax payments, and credits you are entitled to claim.

For more information, see Form IT-2105.9, *Underpayment of Estimated Tax by Individuals and Fiduciaries*, and its instructions, to see if you owe the penalty, how to figure the penalty and which exceptions to the penalty apply.

Negligence penalty — If your return does not show all of the tax imposed under the Tax Law, its rules or regulations, due to negligence or intentional disregard but not with intent to defraud, you will be charged a penalty of 5% of any deficient amount. In general, a deficiency is the difference between the correct tax and the tax shown on your return. In addition, 50% of the interest due on any underpayment resulting from negligence will be added to your tax.

Fraudulent returns — If any part of a deficiency is due to fraud, you will be charged a penalty of 50% of the deficiency.

In general, a deficiency is the difference between the correct tax and the tax shown on your return. In addition, 50% of the interest due on any deficiency resulting from a fraudulent act will be added to your tax.

Frivolous returns — A penalty of up to \$500 will be imposed on any person who files a frivolous tax return. A return is considered frivolous when it does not contain information needed to judge the correctness of the tax return, or reports information that is obviously and substantially incorrect, and intended to delay or impede the administration of Article 22 of the Tax Law or the processing of the return.

This penalty is added to any other penalty provided by law.

Failure of paid preparers to conform to certain requirements - A penalty of \$50 per return or claim for refund will be assessed a paid preparer for failure to comply with any of the following requirements:

- failure to sign the tax return or claim for refund;
- failure to include the identifying number of the paid preparer (if an individual paid preparer is an employee of an employer or a partner in a partnership that is a paid preparer, the return or claim for refund must also include the identifying number of the employer or partnership);
- failure to furnish a completed copy of the tax return or claim for refund to the taxpayer not later than the time presented for the taxpayer's signature;
- failure to keep a completed copy of the return or claim for refund prepared for each taxpayer or to keep the name and identification number of each taxpayer for whom a return or claim for refund was prepared on a list and to make the copy or list available for inspection upon request.

The period for keeping a completed copy of the return or information on the list is three years after the due date of the return (without regard to extensions) or three years after the date the return was presented to the taxpayer for signature, whichever is later.

The period for keeping a completed copy of a claim for refund is three years from the time the claim for refund was presented to the taxpayer for signature.

For each of the requirements listed above, a paid preparer may be subject to a maximum penalty of \$25,000.

**Their
future is
on the line**



**Return
a Gift to
Wildlife**

**on your New
York State
Tax Return**



New York's fish and wildlife thank you for your contribution

Steps for preparing your return

TIP Prepare your federal return first; much of the information on your New York State return will be the same. In many cases when New York State and federal tax laws are similar, the New York instructions do not repeat all the requirements, but instead, explain the differences.

If you used federal Form 8814 or 8615 to report your child's investment income, see page 5 for more information.

Step 1

Get all forms and publications you need.

If you need any forms or publications, see *Need help?* on the back cover.

Step 2

Get your tax records together.

If you received a salary or wages, get all your 2000 wage and tax statements together. These can be either New York Form IT-2102 or federal Form W-2. Only your employer can issue or correct these forms. If you have not received your wage and tax statements by February 15, 2001, or if the form you received is incorrect, contact your employer.

If you had tax withheld from annuities, pensions, retired pay or IRA payments, get together all of your New York Form(s) IT-2102-P or federal Form(s) 1099-R.

If you had tax withheld from your lottery distributions, you will need your federal Form W-2G.

If you paid income taxes to another state, a local government within another state, the District of Columbia or province of Canada, get a copy of the income tax return you filed with that taxing authority.

If you made payments during the year for New York State, New York City or Yonkers estimated tax, compare your account statement (included in your estimated tax packet) with your records. You can also check your account by accessing our Web site at www.tax.state.ny.us and clicking on the *Online Services* tab.

If you plan to take any credits or deductions, get all the supporting information and records you will need.

Step 3

Fill in your return.

Fill in your return using the line instructions for Form IT-201 that begin on page 15. Then continue with **Step 4** on page 34.

Privacy notification

The right of the Commissioner of Taxation and Finance and the Department of Taxation and Finance to collect and maintain personal information, including mandatory disclosure of social security numbers in the manner required by tax regulations, instructions, and forms, is found in Articles 22, 26, 26-A, 26-B, 30, 30-A, and 30-B of the Tax Law; Article 2-E of the General City Law; and 42 USC 405(c)(2)(C)(i).

The Tax Department uses this information primarily to determine and administer tax liabilities due the state and city of New York and the city of Yonkers. We also use this information for certain tax offset and exchange of tax information programs authorized by law, and for any other purpose authorized by law.

Information concerning quarterly wages paid to employees and identified by unique random identifying code numbers to preserve the privacy of the employees' names and social security numbers is provided to certain state agencies, for research purposes to evaluate the effectiveness of certain employment and training programs.

Failure to provide the required information may subject you to civil or criminal penalties, or both, under the Tax Law.

This information is maintained by the Director of the Registration and Data Services Bureau, NYS Tax Department, Building 8 Room 338, W A Harriman Campus, Albany NY 12227; telephone 1 800 225-5829. From areas outside the U.S. and outside Canada, call (518) 485-6800.

NEW YORK STATE MISSING & EXPLOITED CHILDREN CLEARINGHOUSE



Your voluntary contribution helps the New York State Missing and Exploited Children Clearinghouse to provide direct assistance to parents, law enforcement officials and others when searching for missing and abducted children. Contributions also support statewide dissemination of informational and educational materials, and advanced training for law enforcement officers in the area of missing, abducted and exploited children. Additional information, including a listing of all available services, can be obtained by contacting the Clearinghouse at 1 800 FIND-KID or via the Internet

<http://criminaljustice.state.ny.us>

Make Breast Cancer a Disease of the Past

Your gifts to the Breast Cancer Research and Education Fund now support 28 ground-breaking research projects in New York State. More dollars will support more studies that bring us closer to the cures and the prevention of breast cancer. Look for the line on your state tax form and write in a tax-deductible donation that could help put an end to this dreaded disease.



Federal income and adjustments

Simplified instructions for resident taxpayers who do not have to file a federal return but may have to file a New York State return.

Even if you did not have to file a federal return, you do have to file a New York State return if:

your federal filing status would have been: and you had federal adjusted gross income (plus New York additions)* of more than:

- single, and you can be claimed as a dependent on another taxpayer's federal return **\$3,000**
- single, and you cannot be claimed as a dependent on another taxpayer's federal return **or**
- married filing joint return **or**
- married filing separate return **or**
- head of household **or**
- qualifying widow(er) **\$4,000**

If your income consists only of wages, salaries, tips, interest, dividends and unemployment compensation, you may qualify for simplified filing. To see if you qualify, answer the following questions:

	Yes	No
Are you required to file a federal return?	<input type="checkbox"/>	<input type="checkbox"/>
Did you have New York State, New York City, or Yonkers tax withheld from your wages?	<input type="checkbox"/>	<input type="checkbox"/>
Are you claiming the earned income tax credit?	<input type="checkbox"/>	<input type="checkbox"/>
Are you claiming the child and dependent care credit?	<input type="checkbox"/>	<input type="checkbox"/>
Does your income consist only of wages, salaries, tips, interest, dividends, alimony, pensions and annuities, and unemployment compensation?	<input type="checkbox"/>	<input type="checkbox"/>

If you checked a **shaded box, stop**; you do not qualify for this simplified filing method. You must file Form IT-100, Form IT-200, or Form IT-201 in its entirety. If you did **not** check any shaded box, continue with the worksheet below.



Worksheet

	Amount	Enter on Form IT-201, line #
Wages, salaries, tips, etc.	\$ _____	1
Taxable interest income	_____	2
Ordinary dividends	_____	3
Alimony	_____	5
Pensions and annuities	_____	10
Unemployment compensation	_____	13
Total. This is your federal adjusted gross income	_____	18
Enter from the table below the standard deduction amount that applies to your filing status	_____	

Filing status	Standard deduction amount
Single (and can be claimed as a dependent on another taxpayer's return)	\$ 3,000
Single (and cannot be claimed as a dependent on another taxpayer's return)	7,500
Married filing joint return	13,000
Married filing separate return	6,500
Head of household	10,500
Qualifying widow(er) with dependent child	13,000

If your federal adjusted gross income (plus New York additions*) is less than your standard deduction amount, all you have to do is enter the amounts from the above worksheet on the corresponding lines of your Form IT-201, sign the return, and mail it. You do not owe any New York State tax.

If you are a New York City resident and cannot be claimed as a dependent on another taxpayer's federal return, we will compute your city of New York school tax credit and send you a refund.

If your federal adjusted gross income (plus New York additions*) is more than your standard deduction amount, you must complete Form IT-100, IT-200, or Form IT-201 in its entirety.

* New York additions are explained on pages 18 through 20 of these instructions.

Lines 1 through 18

Note The amounts on lines 1 through 18 must be the same as the income, losses, total adjustments and adjusted gross income reported on your federal return. If you show a loss on lines 1 through 16 or on lines 18, 22, or 30, place a negative sign — in the box **immediately to the left** of the loss amount. Do not use brackets or parentheses.

Example:

...

6	,	-	1	,	0	2	4	.	8	1
---	---	---	---	---	---	---	---	---	---	---

If you did not have to file a federal return, report the same income you would have reported for federal income tax purposes.

If you filed your federal return by telephone, report the same information on Form IT-201 that you would have reported had you filed a federal paper return.

(Be sure to carefully enter your money amounts in the boxes on lines 1 through 70. See *Filing in your tax return* on page 15 for more information.)

Line 1

Wages, salaries, tips, etc.

Enter the total of all wages, salaries, fees, commissions, bonuses, tips, fringe benefits, etc., reported on your 2000 federal return. Include all of these items even if they were not reported by your employer on a wage and tax statement or other income statement.

Line 6

Business income or loss

Enter your business income or loss reported on your federal return and attach a copy of your federal Schedule C or C-EZ.

How to get New York City forms

If you are self-employed and carry on a trade, business or profession in New York City, you may also be required to file Form NYC-202, *City of New York Unincorporated Business Tax Return*. If you need to get tax forms and instructions from the NYC Department of Finance, you can access the NYC government Web site, *NYC Link*, at

<http://www.nymlink.org/finance>

You can also get forms by calling **New York City Tax Fax** at (718) 935-6114 from the telephone connected to your fax machine or modem (24 hours a day, 7 days a week); by calling **New York City Taxpayer Assistance** at (718) 935-6000 Monday through Friday between the hours of 9:00 a.m. and 4:30 p.m.; or by using the **Access Finance Kiosk** to print the forms you need (for hours and locations, call (718) 935-6736 and select message 143).

Since New York State does not administer the New York City unincorporated business tax, do not file your Form NYC-202 with your state return.

Line 7**Capital gain or loss**

Enter your capital gain or loss from the sale or exchange of property, including securities, as reported on your federal return, and attach a copy of federal Schedule D, if one was required to be completed for federal purposes, and any related schedules.

Line 8**Other gains or losses**

Enter the other gains or losses from the sale or exchange of assets used in a trade or business, as reported on your federal return, and attach a copy of federal Form 4797.

Line 14**Taxable amount of social security benefits**

Enter the amount of taxable social security benefits (and tier 1 railroad retirement benefits) reported on your federal return. Also enter this amount on line 25.

Line 15**Other income**

Enter the total other income reported on your federal return. Write each type of income and its amount in the white area on line 15. If you need more room, make a list showing each type of income and its amount and attach the list to your New York return.

Line 17**Total federal adjustments to income**

Enter the total adjustments to income reported on federal Form 1040, line 32, or Form 1040A, line 18. Write each adjustment and its amount in the white area on line 17. If you need more room, make a list showing each adjustment and its amount and attach the list to your New York return.

If you did not have to file a federal return, claim the same adjustments to income you would have claimed for federal income tax purposes.

Line 18**Federal adjusted gross income**

Subtract line 17 from line 16 and enter the result on line 18. This amount must be the same as the adjusted gross income from your federal return.

New York adjustments/ New York adjusted gross income

Lines 19 through 28

Certain items of income not taxed by the federal government are taxed by New York State. These *New York Additions* must be added to your federal adjusted gross income. Enter any of the listed additions on lines 19 through 21. There are also certain items of income taxed by the federal government but not taxed by New York State. These *New York Subtractions* must be deducted from your federal adjusted gross income. Enter any of the listed subtractions on lines 23 through 28. See the instructions for these lines to identify any additions and subtractions that apply to you.

Partners — If you have income from a partnership, include any New York additions and subtractions that apply to that income. Determine your share of partnership additions and subtractions from the partnership return, Form IT-204.

Beneficiaries (estates and trusts) — If you have income from an estate or trust, any New York additions and subtractions that apply to that income, as well as any additions to or subtractions from federal itemized deductions, will be shown in your share of a single fiduciary adjustment. If the adjustment is a net addition, enter this amount on line 21; if the adjustment is a net subtraction, enter this amount on line 28. Identify this item as a **fiduciary adjustment**.

If you filed federal Form 4970, *Tax on Accumulation Distribution of Trusts*, the income you reported on line 1 of Form 4970 is not included on Form IT-201, line 11. The Internal Revenue Code (IRC) considers the distribution part of federal gross income. **Therefore, you must include on line 21 the amount of income you reported on Form 4970, line 1, less any interest income on state and local bonds and obligations of New York State and its local governments (that was included on Form 4970, line 5).** Be sure to identify the source of this income as **Form 4970 income**.

S corporation shareholders — If you are a shareholder of a federal S corporation for which the election to be a New York S corporation was in effect for the taxable year, include any of the following additions and subtractions that apply to your pro rata share of S corporation items of income, loss or deduction. Additions A-16, A-17, and A-18, and subtraction S-20 do **not** apply to you since they apply only to nonelecting S corporations. If the election to treat the corporation as a New York S corporation terminated during the taxable year, you must allocate those items. Obtain your share of S corporation items of income, loss and deduction from the S corporation.

If you are a shareholder of an S corporation that was eligible to make the election to be a New York S corporation for the taxable year but did not make the election, include additions A-16, A-17, and A-18, and subtraction S-20 only.

If you were not eligible to make the election to treat your corporation as a New York S corporation because the corporation was not subject to Article 9-A, general business corporation franchise tax, or Article 32, banking corporation franchise tax, include any of the following additions and subtractions that apply to your pro rata share of S corporation items of income, loss or deduction. Additions A-15, A-16, A-17, and A-18, and subtractions S-19 and S-20 do not apply to you since they apply only to electing and nonelecting New York S corporations.

If gain or loss is recognized on your federal income tax return due to the disposition of stock or indebtedness of an S corporation that did not elect to be a New York S corporation for any taxable year after December 31, 1980, make addition A-18 or subtraction S-19, whichever applies to you.

You must make the adjustments for the taxable year of the S corporation that ends in your taxable year.

For up-to-the-minute information on New York State tax matters, including matters that may affect your New York State personal income tax return, visit our Web site at www.tax.state.ny.us.

New York additions

Line 19

Interest income on state and local bonds and obligations (but not those of New York State or its local governments)

Enter any interest income on obligations of other states or political subdivisions of those states that you received or that was credited to you during 2000 that was **not** included in your federal adjusted gross income. This includes interest income on state and local bonds (but not those of New York State and local governments within the state), interest and dividend income from tax-exempt bond mutual funds and tax-exempt money market funds that invest in obligations of states other than New York.

Line 20

Public employee 414(h) retirement contributions

Enter the amount of 414(h) retirement contributions shown on your wage and tax statement(s), New York State Form IT-2102 (Copy 1) or federal Form W-2 (Copy 2), made by:

- a Tier 3 or Tier 4 member of the New York State and Local Retirement Systems, which include the New York State Employees' Retirement System and the New York State Police and Fire Retirement System; **or**
- a Tier 3 or Tier 4 member of the New York State Teachers' Retirement System; **or**
- an employee of the State or City University of New York who belongs to the Optional Retirement Program; **or**
- any tier member of the New York City Employees' Retirement System, the New York City Teachers' Retirement System, the New York City Board of Education Retirement System, the New York City Police Pension Fund or the New York City Fire Department Pension Fund.
- members of the Manhattan and Bronx Surface Transit Operating Authority (MABSTOA) Pension Plan.

Do not enter on line 20 contributions to a section 401(k) deferred arrangement, section 403(b) annuity or section 457 deferred compensation plan.

Line 21

Other additions

Some additions that are not as common as those identified on Form IT-201 are reported on line 21 as *Other* additions. The requirement for these additions to federal adjusted gross income is provided for in New York State Tax Law sections 612(b)(1) through 612(b)(35).

Identify any of the following additions (below and on pages 19 and 20) that apply to you by writing the item number (A-1 through A-23) and the amount of each addition in the white area on line 21. Enter the total amount of these other additions on line 21 in the money column.

A-1 Investment income from certain obligations of U.S. government agencies or affiliations — Federal laws specifically exempt investment income from certain

obligations of U.S. government agencies or affiliations from federal taxation but not from state taxation.

If, during 2000, you received or were credited with any interest or dividend income from any United States authority, commission or instrumentality that federal laws exempt from federal income tax but do not exempt from state income tax, **then** include that income on line 21. If you are uncertain whether a particular federal bond or obligation is subject to state income tax, contact the New York State Tax Department (see *Need help?* on the back cover of these instructions).

A-2 Personal income taxes and unincorporated business taxes deducted in determining federal adjusted gross income — No personal income taxes or unincorporated business taxes can be deducted in the computation of New York taxable income.

If you included a deduction for state, local or foreign income taxes, including unincorporated business taxes, when figuring your federal adjusted gross income, **then** you must include the amount of that deduction on line 21. For example, if you operated a business and deducted New York City unincorporated business tax on your federal Form 1040, Schedule C, as an expense of doing business, include this tax on line 21.

Partners — Include on line 21 your distributive share of state, local or foreign income taxes, including unincorporated business taxes, deducted in figuring net income. **S corporation shareholders** — If you are a shareholder of a federal S corporation for which the election to be a New York S corporation was in effect, **and if** that corporation deducted taxes imposed by Article 9-A, general business corporation, or Article 32, banking corporation franchise tax, of the New York State Tax Law, **then** include your pro rata share of those taxes on line 21. (However, no state or local taxes of another state, political subdivision of another state, or the District of Columbia need be included.)

A-3 Interest expense on loans used to buy obligations exempt from New York State tax, amortized bond premium on bonds that are exempt from New York State tax and other expenses relating to the production of income exempt from New York State tax —

- (a)** If your federal adjusted gross income includes a deduction for interest expense used to buy bonds, obligations or securities whose interest income is taxable for federal purposes but exempt from New York State tax, **then** include that interest expense on line 21.
- (b)** If your federal adjusted gross income includes a deduction for the amortization of bond premiums on bonds whose interest income is taxable for federal purposes but exempt from New York State tax, **then** include that amortized premium on line 21.
- (c)** If your federal adjusted gross income includes a deduction for expenses relating to the production of income which is taxable for federal purposes but exempt

from New York State tax, **then** include that interest expense on line 21.

A-4 Special additional mortgage recording tax deduction — If you excluded or deducted special additional mortgage recording tax in figuring your federal adjusted gross income and you were previously allowed a New York State personal income tax credit for that tax, **then** include on line 21 the amount excluded or deducted.

A-5 Special additional mortgage recording tax basis adjustment — If property on which you paid a special additional mortgage recording tax is sold or disposed of, and you claimed the New York State credit in a prior year for the special additional mortgage recording tax paid on that property, and the federal basis of the property was not adjusted to reflect the amount of the credit allowed, **then** include on line 21 the amount of the basis that was not adjusted for the amount of the credit claimed.

A-6 Special depreciation — If you made an election for tax years beginning before 1987 for:

- special depreciation
- research and development expenditures,
- waste treatment facility expenditures,
- air pollution control equipment expenditures, **or**
- acid deposition control equipment,

then include on line 21 the amount of depreciation or expenditures relating to these items that was deducted in determining your federal adjusted gross income. Also see subtraction S-12 on page 22 of these instructions.

A-7 Percentage depletion — If you claimed a deduction on your federal return for percentage depletion on mines, oil and gas wells, and other natural deposits, **then** include on line 21 the amount deducted in figuring your federal adjusted gross income. Also see subtraction S-11 on page 22 of these instructions.

A-8 Sales or dispositions of assets acquired from decedents — In certain cases involving assets of decedents, the assets can acquire different bases for state and federal tax purposes. In those cases, adjustments in the gains or losses on the sales or disposition of those assets must eventually be made.

If, during the tax year, there was a sale or other disposition of any stocks, bonds, property or other assets that had been either inherited or sold or disposed of directly by the estate of a decedent, **and if** the estate of the decedent who left behind those assets was not large enough to require the filing of a federal estate tax return, **and if** the executor or administrator of that estate had valued those assets for New York State purposes at less than their value for federal purposes, **then** include on line 21 the **difference between** (a) the gain or loss on that sale or disposition that you figured into your federal adjusted gross income for the tax year and (b) the gain or loss that would have resulted if the executor or administrator had valued the assets for federal purposes at the same value that he or she valued them for New York State purposes.

This adjustment will no longer be required for property acquired from decedents who die on or after February 1, 2000.

New York additions *(continued)*

A-9 Disposition of solar and wind energy systems — In certain cases, because the federal government did not have a similar credit to adjust the basis of the system being acquired, New York State credits taken for the purchase and installation of a solar and wind energy system have to be added to federal adjusted gross income when the system is sold or disposed of.

If in any tax year beginning on or after January 1, 1981, you took a New York State solar and wind energy credit on property, **and** if that property was sold or otherwise disposed of in 2000, **and if** a reportable gain resulted for federal income tax purposes from that sale or disposition, **and if** you had included the cost of the energy system in the federal basis of the property but did not reduce the federal basis by the state credit, **then** include on line 21 the amount of the credit you had previously claimed.

A-10 New business investment; deferral recognition — If, in any tax year beginning on or after January 1, 1982, and before 1988, you chose to subtract all or a portion of a long term capital gain from your federal adjusted gross income because that amount had been reinvested in a new New York business, **and if** that reinvestment was sold in 2000, **then** include on line 21 the amount that you had previously subtracted.

A-11 Deductions attributable to safe harbor leases (Such a lease is a financial arrangement between either a corporation, partnership, or certain grantor trusts and a person, firm, estate, or trust to acquire and use an asset; the arrangement is allowed for federal tax purposes, but is not allowed for state tax purposes unless it involves mass transit vehicles.) —

If, in figuring your federal adjusted gross income, you took deductions attributable to a safe harbor lease (except for mass transit vehicles) made under an election provided for by section 168(f)(8) of the Internal Revenue Code as it was in effect for agreements entered into prior to January 1, 1984, **then** include those deductions on line 21, **and** see A-12, S-15, and S-16.

A-12 Safe harbor leases; election for qualified leased property (see A-11 above for a definition of safe harbor leases) —

If your financial matters in 2000 involved a safe harbor lease (except for mass transit vehicles) made under an election provided for by section 168(f)(8) of the Internal Revenue Code as it was in effect for agreements entered into prior to January 1, 1984, **then** you must include on line 21 the income that you would have included in your federal adjusted gross income if such an election had not been made. Also see A-11, S-15, and S-16.

A-13 Accelerated cost recovery system (ACRS) deduction — New York State does not allow ACRS depreciation for property placed in service inside or outside New York State during tax years 1981, 1982, 1983, and 1984. You must figure your New York depreciation by using one of the methods provided for in section 167 of the Internal Revenue Code as it was in effect on December 31, 1980 (e.g., straight line, declining balance, etc.).

For property (except for property classified as IRC section 280F property) placed in service outside New York State for tax years beginning after 1984 but before 1994, New York did not allow ACRS or MACRS depreciation under section 168 of the IRC. Instead, New York allowed the depreciation deduction that would have been allowed under IRC section 167 as it was in effect on December 31, 1980.

However, as a result of a recent court decision, **if** you claimed ACRS depreciation on your federal return for property not classified as IRC section 280F property and that property was placed in service **outside** New York State in tax years beginning after December 31, 1984, but before January 1, 1994 (including property on which ACRS depreciation was figured in accordance with the Federal Tax Reform Act on 1986), **then** you may:

- continue using the pre-1981 IRC section 167 depreciation on that property, making the applicable depreciation addition and subtraction; **or**
- choose to switch to the IRC section 168 depreciation deduction.

If you choose to switch to the IRC section 168 depreciation deduction, you are no longer responsible for making the New York depreciation addition and subtraction adjustments since you will now be allowed to claim the same depreciation as was claimed on the federal tax return for property placed in service outside New York State during tax years 1985 through 1993. If you switch to IRC section 168 depreciation, you must use IRC section 168 depreciation from this taxable year forward, and you must use it for all subject property owned by the taxpayer. For more information concerning this property, see TSB-M-99(1)I. This TSB-M is available on the Department Web site (see *Need help?* on the back cover of these instructions).

If you claimed ACRS depreciation on your federal return for:

- property placed in service during tax years 1981 through 1984 (other than 280F property); **or**
- property placed in service outside New York State for 1985 through 1993 (other than 280F property) **and you elect to continue using IRC 167 depreciation;**

then include on line 21 the amount that was deducted in figuring your federal adjusted gross income. You must complete and attach Form IT-399, *New York State Depreciation Schedule*.

A-14 Accelerated cost recovery property; year of disposition adjustment — If you disposed of property which was depreciated for federal purposes using ACRS, **and if**

ACRS depreciation was not allowed for state purposes, **then** you must complete Part II of Form IT-399, *New York State Depreciation Schedule*, to figure the amount to include on line 21.

Additions A-15, A-16, A-17, and A-18 apply to S corporation shareholders only. For additional information, see New York State Publication 35, *New York Tax Treatment of S Corporations and Their Shareholders*.

A-15 S corporation shareholders; reduction for taxes — If you are a shareholder of an S corporation for which the election to be a New York S corporation is in effect for the taxable year, **then** include on line 21 your pro rata share of the S corporation's reductions for taxes imposed on built-in gains and reductions for taxes imposed on excess net passive income as described in sections 1366(f)(2) and (3) of the Internal Revenue Code.

A-16 S corporation shareholders; pass-through loss or deduction items — If you are a shareholder of an S corporation for which the election to be a New York S corporation was **not** in effect for the taxable year, **then** include on line 21 any S corporation pass-through items of loss or deduction taken into account in figuring your federal adjusted gross income, pursuant to section 1366 of the Internal Revenue Code.

A-17 S corporation shareholders; distributions relating to stock, cash distributions during post termination transition period, and distributions of undistributed taxable income — If you had S corporation distributions that were not included in federal adjusted gross income due to the application of Internal Revenue Code sections 1368, 1371(e) or 1379(c), **and if** these distributions were not previously subject to New York personal income tax because the election to be a New York S corporation was **not** in effect, **then** include these distributions on line 21.

A-18 S corporation shareholders; disposition of stock or indebtedness with increased basis — If you had a gain or loss reported on your federal income tax return because of the disposition of stock or indebtedness of an S corporation, **and if** that S corporation did **not** have an election to treat the corporation as a New York S corporation in effect for any taxable year beginning, in the case of a corporation taxable under Article 9-A, general business corporation, after December 31, 1980, and, in the case of a corporation taxable under Article 32, banking corporation franchise tax, beginning after December 31, 1996, **then** include on line 21 the increase in basis of stock or indebtedness that is due to the application of Internal Revenue Code sections 1376(a) (as it was in effect for taxable years beginning before January 1, 1983) and 1367(a)(1)(A) and (B) for each taxable year that the New York election was **not** in effect.

Note: The Internal Revenue Code sections referenced above pertain to S corporation undistributed taxable income that was required to be included in the shareholder's federal adjusted gross income.

New York additions *(cont'd.)*

A-19 New York City flexible benefits program (IRC 125) — If your wage and tax statement(s), New York State Form IT-2102 (Copy 1, Box 6) or federal Form W-2 (Copy 2, Box 14), show(s) that an amount was deducted or deferred from your salary under a flexible benefits program established by the city of New York or certain other New York City public employers on your behalf, **then** include this amount on line 21.

Note: For purposes of this addition, certain other New York City public employers include:

- City University of New York;
- New York City Health and Hospitals Corporation;
- New York City Transit Authority;
- New York City Housing Authority;
- New York City Off-Track Betting Corporation;
- New York City Board of Education;
- New York City School Construction Authority;
- New York City Rehabilitation Mortgage Insurance Corporation;
- Manhattan and Bronx Surface Transit Operating Authority; and
- Staten Island Rapid Transit Authority.

For up-to-the-minute information on New York State tax matters, including matters that may affect your New York State personal income tax return, visit our Web site at www.tax.state.ny.us.

A-20 Health insurance and the welfare benefit fund surcharge — If you were a career pension plan member of the New York City Employees' Retirement System or the New York City Board of Education Retirement System, **and if** you have an amount shown on your wage and tax statement(s), New York State Form IT-2102 (Copy 1) or federal Form W-2 (Copy 2) that was deducted from your salary for health insurance and the welfare benefit fund surcharge, **then** include this amount on line 21.

A-21 Farmers' school tax credit — If you claimed the farmers' school tax credit on your 1999 New York State tax return, and **if** you deducted your school taxes in figuring your federal adjusted gross income on your 1999 federal return, **then** you must include the amount of the credit claimed for 1999 on line 21 of this year's return. However, do not make this modification if you were required to report the amount of the credit as income on your 2000 federal return.

A-22 College tuition savings distributions — If you made a nonqualified withdrawal from a New York State college choice tuition program account, **then** include that amount on line 21.

A withdrawal is nonqualified if the funds are used for purposes other than the higher education of the designated beneficiary.

A-23 Qualified emerging technology investments (QETI) — If you elected to defer the gain from the sale of QETI, **then** you must add to federal adjusted gross income the amount previously deferred when the reinvestment in the New York qualified emerging technology company which qualified you for that deferral is sold. See subtraction S-30 on page 24.

New York subtractions

Line 24

Pensions of New York State and local governments and the federal government

Any pension you received, or distributions made to you from a pension plan which represents a return of contributions in a year prior to retirement, as an officer, employee, or beneficiary of an officer or employee of:

- New York State which includes:
 - State and City University of New York and New York State Education Department employees who belong to the Optional Retirement Program; and
 - Manhattan and Bronx Surface Transit Operating Authority (MABSTOA); and
 - Long Island Railroad Company.
- Local governments within the state;
- the United States, its territories or possessions, political subdivisions of these territories or possessions, the District of Columbia or any agency or instrumentality of any of the above (including the military) that was included in your federal adjusted gross income (section 612(c)(3) of the Tax Law).

Caution — In the case of the Optional Retirement Program, only that portion of the pension payments or return of contributions that is attributable to your employment with the State or City University of New York or New York Education Department would qualify for the above subtraction.

The portion of pension payments or return of contributions that was attributable to your employment by an employer other than a New York public employer, such as a private university, and any portion attributable to contributions you made to a supplemental annuity plan which was funded through a salary reduction program do not qualify for the subtraction. However, if these payments are periodic and the individual is 59½ or older, those payments, up to a maximum amount of \$20,000, would qualify for the pension and annuity income exclusion under section 612(c)(3-a) of the Tax Law. For more information, see the instructions for line 27 below.

Line 26

Interest income on U.S. government bonds

Enter the amount of interest income from U.S. government bonds or other U.S. government obligations that is included in the amount you reported on line 2. (This may be all or part of the line 2 amount, or it may be zero. Check your interest income records to determine the correct amount to enter on line 26.) Interest income on bonds or other obligations of the U.S. government is **not** taxed by New York State.

Dividends you received from a regulated investment company (mutual fund) that invests in obligations of the U.S. government and meets the 50% asset requirement each quarter qualify for the subtraction at line 26. Once this requirement is met, the portion of the dividends you receive that may be subtracted is based upon the portion of taxable income received by the mutual fund that is derived from federal obligations (section 612(c)(1) of the Tax Law).

Further information relating to meeting the 50% asset requirement and figuring your allowable subtraction (if any), can be obtained from the mutual fund.

If you include an amount on line 26 from more than one line on Form IT-201, attach a schedule showing the breakdown from each line.

Do not list the same interest more than once on lines 26 and 28; see the instructions for line 28, subtraction S-1 below, and subtraction S-3 on page 22.

Line 27

Pension and annuity income exclusion

If you were age 59½ before January 1, 2000, enter the qualifying pension and annuity income included in your 2000 federal adjusted gross income, **but not more than \$20,000**. If you became 59½ during 2000, enter only the amount received after you became 59½, **but not more than \$20,000**.

Do **not** enter any pension income you received from New York State, local governments within the state, and the United States here; see the instructions for line 24 on this page.

Special rule for conversions of conventional IRAs to Roth IRAs

- If you converted your traditional IRA to a Roth IRA during 1998, and you qualified to report the IRA income over a four-year period for federal tax purposes, you may exclude up to \$20,000 of that IRA income for each of the four years in which you are age 59½ or older for the entire year. If you reach age 59½ during the tax year, you must prorate the IRA income for that year based on the number of days that you were age 59½ or older.

Example: you converted your \$40,000 traditional IRA to a Roth IRA during 1998, and will report \$10,000 of the income in each of the tax years 1998 through 2001. You reach age 59½ on November 1, 2000, and therefore were age 59½ for 61 days during 2000. The portion of your 2000 IRA income that qualifies for the exclusion is \$1,667 (\$10,000 x 61/366).

If you convert your traditional IRA to a Roth IRA and do not qualify to include the income over a four-year period, you may take the exclusion only if you were age 59½ at the time the conversion took place.

Qualifying pension and annuity income includes:

- periodic payments for services you performed as an employee before you retired;
- periodic and lump-sum payments from an IRA, but **not** payments derived from contributions made after you retired;
- periodic payments from an HR-10 (Keogh) plan, but **not** payments derived from contributions made after you retired;
- lump-sum payments from an HR-10 (Keogh) plan, but only if federal Form 4972 is not used. Do **not** include that part of your payment that was derived from contributions made after you retired;

- distributions of benefits from a cafeteria plan (IRC section 125) or a qualified cash or deferred profit-sharing or stock bonus plan (IRC section 401(k)), but not distributions derived from contributions made after you retired.

If you and your spouse both qualify, each of you can subtract up to \$20,000 of your own pension and annuity income. However, you cannot claim any unused part of your spouse's exclusion.

If you received the pension and annuity income of a decedent, you may make this subtraction if the decedent would have been entitled to it, had the decedent continued to live, regardless of the age of the beneficiary. If the decedent would have become 59½ during 2000, enter only the amount received after the decedent would have become 59½, but not more than \$20,000.

If you are also claiming the disability income exclusion, the total of your pension and annuity income exclusion and disability income exclusion cannot exceed \$20,000.

For more information, see Publication 36, *General Information for Senior Citizens and Retired Persons*.

Line 28

Other subtractions

Some subtractions that are not as common as those identified individually on Form IT-201 are reported on line 28 as *Other* subtractions. The requirement for these subtractions from federal adjusted gross income is provided for in New York Tax Law sections 612(c)(1) through 612(c)(36).

Identify any of the following subtractions (below and on pages 22, 23, and 24) that apply to you by writing the item number (S-1 through S-30) and the amount of each subtraction in the white area on line 28. Enter the total amount of these other subtractions on line 28 in the money column.

S-1 Certain investment income from U.S. government agencies

— If you included in your federal adjusted gross income any interest or dividend income on bonds or securities of any United States authority, commission or instrumentality that is exempt from state income taxes under federal laws, **then** include that income on line 28. If you are uncertain whether a particular federal bond or security is exempt from state income tax, contact the New York State Tax Department (see *Need help?* on the back cover of these instructions).

S-2 Certain railroad retirement income and railroad unemployment insurance benefits

— If you included in your 2000 federal adjusted gross income **either**:

- supplemental annuity or Tier 2 benefits received under the Railroad Retirement Act of 1974; **or**
- benefits received under the Railroad Unemployment Insurance Act;

and if those benefits are exempt from state income taxes under Title 45 of the United States Code, **then** include that income on line 28.

New York subtractions *(continued)*

S-3 Certain investment income exempted by other New York State laws — If you included in your federal adjusted gross income any interest or dividend income from any obligations or securities authorized to be issued by the laws of New York State, **and if** that income is exempt from state taxation by those laws (such as income received from bonds, mortgages, and income debenture certificates of limited dividend housing corporations organized under the Private Housing Finance Law), **then** include that income on line 28. If you are uncertain whether a particular obligation or security is exempt from state income tax, contact the New York State Tax Department at the number on the back cover of these instructions.

S-4 Trade or business interest expense on loans used to buy federally tax exempt obligations that are taxable to New York State — If investment income from an obligation is taxable to a trade or business, then interest expense incurred to buy that obligation is deductible when determining New York adjusted gross income.

If you are including, on either line 19 or line 21, interest income from bonds or other obligations that are federally tax exempt but taxable to New York State, **and if** that interest expense is attributable to a trade or business carried on by you (as opposed to personal investments), **then** include that interest expense on line 28.

S-5 Trade or business expenses (other than interest expense) connected with federally tax-exempt income that is taxable to New York State — If income from an obligation is taxable to a trade or business, then expenses incurred to acquire or maintain that income is deductible when determining New York adjusted gross income.

If you are including, on either line 19 or line 21, income that is federally tax exempt but taxable to New York State, **and if** you incurred expenses to either produce or collect that income or manage, conserve or protect the assets that produce that income that were not deducted for federal purposes, **and if** those expenses are attributable to a trade or business carried on by you (as opposed to personal investments), **then** include that expense on line 28.

S-6 Amortizable bond premiums on bonds that are owned by a trade or business and the interest on which is federally tax-exempt income but taxable to New York State — If investment income from an obligation is taxable to a trade or business, then expenses incurred to buy that obligation are deductible when determining New York adjusted gross income.

If you are including, on either line 19 or line 21, interest income that is federally tax exempt but taxable to New York State, **and if** those bonds were bought for more than their face value (i.e., at a premium), **and if** you did not reduce your federal adjusted gross income by deducting the amortization of that premium attributable to 2000, **and if** those bonds were owned by a trade or business carried on by you in 2000 (as opposed to personal investments), **then** include that amortization on line 28.

S-7 Professional service corporation shareholders — Between 1969 and 1988, New York State did not allow certain expenses of professional service corporations that were deductible on federal returns. When income attributable to those expenses is eventually received, it is not taxable to New York State.

If you received or were credited with pension or annuity income or other income or gain from a plan acquired through a professional service corporation (PSC) **that was both**

- based on membership in that PSC, **and**
- included in your federal adjusted gross income for 2000,

and if, in a taxable year ending after 1969 and beginning before 1988, you included deductions made by that PSC for contributions to plans that produced that pension, annuity or other income, **then** include on line 28 the portion of those previously added deductions that can be allocated to the income you included in your 2000 federal adjusted gross income.

S-8 Wage and salary expenses allowed as federal credits but not as federal expenses — The federal government allows certain wage and salary payments to others to be taken as credits against taxes instead of as expenses against income. New York State does not have comparable credits, but does allow the expenses.

If you are entitled to take either a federal Indian employment credit, a work opportunity credit, or an empowerment zone employment credit for wages and salaries paid in 2000 to one or more people in certain groups, **then** include the amount of wages not deducted on line 28.

S-9 Sales or dispositions of assets acquired before 1960 with greater state than federal bases — When federally taxable gains are realized from the sale of certain assets that have higher adjusted bases for state tax purposes, subtraction adjustments must be made to reduce the gain for state tax purposes. State income tax laws prior to 1960 and currently existing state income tax laws about depletion can cause these differences in adjusted bases.

If your federal adjusted gross income included gain that was from **either**:

- property that had a higher adjusted basis for New York State income tax purposes than for federal tax purposes on December 31, 1959 (or on the last day of a fiscal year ending during 1960); **or**
- property that was held in connection with mines, oil or gas wells, and other natural deposits and that had a higher adjusted basis for New York State income tax purposes than for federal tax purposes when sold;

then include on line 28 of your return the **lesser of** :

- the gain itself; **or**
- the difference in the adjusted bases.

Note: If you divide the gain on the sale or other disposition of jointly owned property between you and your spouse, then you must also divide any subtraction for different adjusted bases between you and your spouse as well.

S-10 Income earned before 1960 and previously reported to New York State — Due to a different set of state income tax laws for any tax year ending before 1960 (and any fiscal tax year ending during 1960), income that is reportable for federal purposes for 2000 that was reported for New York State tax purposes then, is not subject to New York State tax again.

If you included any income (including annuity income) or gain in your 2000 federal adjusted gross income that was properly reported as income to New York State prior to 1960 (or during a fiscal year ending in 1960) by **either**:

- yourself; **or**
- the decedent or estate or trust from whom you acquired that income or gain;

then include that income or gain on line 28.

S-11 Cost depletion — New York State does not allow percentage depletion of natural resource holdings (see A-7 on page 18) but does allow cost depletion.

If you are making addition number A-7, for any percentage depletion deducted for property in determining your federal adjusted gross income, **then**:

- compute the cost depletion that would be allowed on that property by section 611 of the Internal Revenue Code without any reference to either section 613 or 613-a of that code; **and**
- include that amount on line 28 of your return.

S-12 Special depreciation expenditures — The excess expenditures incurred in taxable years beginning before 1987 in connection with depreciable, tangible business property located in New York State may be carried over to the following taxable year or years and subtracted from federal adjusted gross income for that year(s) if those expenses exceeded your New York adjusted gross income before the allowance of those expenditures.

If you incurred such expenditures, **then** complete Form IT-211, *Special Depreciation Schedule*, to figure the amount to include on line 28.

S-13 Loss from the sale or disposition of property that would have been realized if a federal estate tax return had been required — If you acquired property from a decedent and the property was valued by the executor of the estate in such a manner where the estate was insufficient to require the filing of a federal estate tax return, **and** a loss on the sale would have been realized if a federal estate tax return had been required, **then** include on line 28 the amount of the loss that would have been realized.

This adjustment will no longer be required for property acquired from decedents who die on or after February 1, 2000.

S-14 Gain to be subtracted from the sale of a new business investment reported on your federal income tax return — If you reported a capital gain on your federal income tax return from the sale of a new business investment that was issued before 1988 and was held at least six years, **then** include on line 28 one-hundred percent (100%) of that federal gain.

New York subtractions *(continued)*

S-15 Amount that was included in federal adjusted gross income because the IRC 168(f)(8) election was made (see A-11 for a definition of safe harbor leases) — If an amount was included in federal adjusted gross income (except for mass transit vehicles) solely because you made the safe harbor election on your federal return for agreements entered into before January 1, 1984, **then** you must include that amount on line 28.

S-16 Amount that could have been excluded from federal adjusted gross income had the IRC 168(f)(8) election not been made (see A-11 for a definition of safe harbor leases) — If an amount could have been excluded from federal adjusted gross income (except for mass transit vehicles) had the safe harbor election not been made on your federal return for agreements entered into before January 1, 1984, **then** you must include that amount on line 28.

S-17 New York depreciation allowed — New York does not allow ACRS depreciation for property placed in service inside or outside New York State during tax years 1981, 1982, 1983, and 1984. You must figure your New York State depreciation by using one of the methods provided for in section 167 of the Internal Revenue Code as it was in effect on December 31, 1980 (e.g., straight line, declining balance, etc.).

For property (except for property classified as IRC section 280F property) placed in service outside New York State for tax years beginning after 1984 but before 1994, New York did not allow ACRS or MACRS depreciation under section 168 of the IRC. Instead, New York allowed the depreciation deduction that would have been allowed under IRC section 167 as it was in effect on December 31, 1980.

However, as a result of a recent court decision, **if** you claimed ACRS depreciation on your federal return for property not classified as IRC section 280F property and that property was placed in service **outside** New York State in tax years beginning after December 31, 1984, but before January 1, 1994 (including property on which ACRS depreciation was figured in accordance with the Federal Tax Reform Act of 1986), **then** you may:

- continue using the pre-1981 IRC section 167 depreciation on that property, making the applicable depreciation addition and subtraction; **or**
- choose to switch to the IRC section 168 depreciation deduction.

If you choose to switch to the IRC section 168 depreciation deduction, you are no longer responsible for making the New York depreciation addition and subtraction adjustments since you will now be allowed to claim the same depreciation as was claimed on the federal tax return for property placed in service outside New York State during tax years 1985 through 1993. If you switch to IRC section 168 depreciation, you must use IRC section 168 depreciation from this taxable year

forward, and you must use it for all subject property owned by the taxpayer. For more information concerning this property, see TSB-M-99(1)I. This TSB-M is available on the Department Web site (see *Need help?* on the back cover of these instructions).

If you claimed ACRS depreciation on your federal return for:

- property placed in service during tax years 1981 through 1984 (other than 280F property); **or**
- property placed in service outside New York State for 1985 through 1993 (other than 280F property) **and you elect to continue using IRC 167 depreciation;**

then include on line 28 the amount that was deducted in figuring your federal adjusted gross income. You must complete and attach Form IT-399, *New York State Depreciation Schedule*.

S-18 Amount of ACRS deduction which is greater than depreciation claimed for New York State (year of disposition adjustment) — If you dispose of property that was placed in service inside or outside New York State after December 31, 1980, but before January 1, 1985, or property that was placed in service outside New York State after December 31, 1984, but before January 1, 1994 (except for section 280F property), **and** your total federal ACRS deduction is more than your New York depreciation deduction for that property, **then** complete Part II of Form IT-399, *New York State Depreciation Schedule*, to figure the amount of the adjustment to enter on line 28. See addition A-14 on page 19.

Subtractions S-19 and S-20 apply to S corporation shareholders only. For additional information see New York State Publication 35, *New York Tax Treatment of S Corporations and Their Shareholders*.

S-19 S corporation shareholders; disposition of stock or indebtedness with a reduced basis/New York additions previously made for distributions relating to stock, cash distributions during post termination transition period, and distributions of undistributed taxable income — If you had a gain or loss reported on your federal income tax return because of the disposition of stock or indebtedness of an S corporation, **and if** that S corporation did **not** have an election to treat the corporation as a New York S corporation in effect for any taxable year beginning, in the case of a corporation taxable under Article 9-A, general business corporation, after December 31, 1980, and, in the case of a corporation taxable under Article 32, banking corporation franchise tax, beginning after December 31, 1996, **then** include on line 28 the reduction in basis of stock or indebtedness that is due to the application of Internal Revenue Code sections 1376(b) (as it was in effect for taxable years beginning before January 1, 1983) and 1367(a)(2)(B) and (C) for each taxable year that the New York election was **not** in effect.

If you previously made any New York additions to federal adjusted gross income required under addition A-17 on page 19 (section 612(b)(20) of the New York Tax Law) that were made with respect to the stock described above, **then** include the total of those additions on line 28.

Note: The Internal Revenue Code sections referenced above pertain to the shareholder's pro rata share of S corporation loss and deduction that was required to be taken into account in figuring the shareholder's federal adjusted gross income.

S-20 S corporation shareholders - pass-through income — If you are a shareholder of an S corporation for which the election to be a New York S corporation was **not** in effect for the taxable year, **then** include on line 28 any S corporation pass-through income that was included in your federal adjusted gross income pursuant to section 1366 of the Internal Revenue Code.

S-21 Certain disability income that could have been deducted under former IRC section 105(d) — Disability income included in your federal adjusted gross income may be subtracted when figuring your New York adjusted gross income.

If you were not yet 65 when your tax year ended **and** you retired on disability and were permanently and totally disabled when you retired, **then** complete Form IT-221, *Disability Income Exclusion*, to compute your disability income exclusion to enter on line 28.

S-22 Accelerated death benefits received that were includable in federal gross income — If you included in your federal adjusted gross income an amount received by any person as an accelerated payment or payments of part or all of the death benefit or special surrender value under a life insurance policy or a payment received as a viatical settlement, as a result of terminal illness defined as life expectancy of 12 months or less, or of a medical condition requiring extraordinary medical care of treatment, regardless of life expectancy, **then** include that amount on line 28.

S-23 Contributions for Executive Mansion, natural & historical resources, not deducted elsewhere — If you made contributions for the purpose of the preservation, improvement, and promotion of the Executive Mansion as a historical and cultural resource of the state of New York, **or if** you made contributions to the Natural Heritage Trust for the purpose of the preservation and improvement of the natural and historical resources constituting the natural heritage of the people of the state of New York in furtherance of their welfare and prosperity, **and** you did not deduct the amounts in determining federal adjusted gross income or New York itemized deductions, **then** include that amount on line 28 (sections 54.15 and 55.15 of the Arts and Cultural Affairs Law).

(continued)

New York subtractions *(continued)*

S-24 Qualified long-term care insurance — Qualifying long-term care insurance means a policy that is both approved by the New York State superintendent of insurance (pursuant to section 1117(g) of the Insurance Law) and is a qualified long-term care insurance contract under section 7702B of the Internal Revenue Code which entitles you to claim the premiums paid as a federal itemized deduction.

If you paid premiums for qualifying long-term care insurance, **then** include on line 28 the amount of premiums paid, up to the limitation shown below.

If you are married and both you and your spouse have qualifying long-term care premiums, both of you may claim the subtraction up to the qualifying amounts. However, you may not claim any unused part of your spouse's subtraction.

Limitation

If your age at the end of 2000 was:	You cannot claim more than:
40 or younger	\$ 220
at least 41 but not older than 50	410
at least 51 but not older than 60	820
at least 61 but not older than 70	2,200
71 or older	2,750

If you are figuring your New York itemized deduction on Form IT-201-ATT, see the instructions for Form IT-201-ATT, line 9, on page 36.

S-25 Long-term residential care deduction — If you were a resident in a continuing care retirement community that was issued a certificate of authority by the New York State Department of Health to operate as a continuing care retirement community, **then** include in line 28 the portion of the fees you paid during the year that are attributable to the cost of providing long-term benefits to you under a continuing care contract. However, do not enter more than the premium limitation shown for your age in the table for S-24 above. If you and your spouse both qualify, you may each take the subtraction. However, you cannot claim any unused part of your spouse's subtraction.

S-26 College tuition savings deduction — If you made contributions as the account owner to one or more tuition savings account(s) established under the New York State college choice tuition savings program, and the contributions were not deductible or eligible for a credit for federal income tax purposes, **then** include that amount, up to \$5,000, on line 28.

For a husband and wife who are each account owners, each may enter on line 28 up to \$5,000 of contributions to a family tuition account. However, one spouse may not claim the unused part of the other spouse's subtraction.

S-27 College tuition savings distributions — If you made a withdrawal from a New York State college choice tuition savings program account and part of the withdrawal was included in your federal adjusted gross income, **then** include on line 28 the amount included in federal adjusted gross income.

S-28 Distributions made to a victim of Nazi persecution — If you included in your federal adjusted gross income amounts received from an eligible settlement fund or grantor trust as defined by section 13 of the Tax Law (because you were an individual who was persecuted or targeted for persecution by the Nazi regime because of race, religion, ethnicity, sexual orientation, national origin or physical or mental disability or handicap), or distributions received because of your status as a victim of Nazi persecution, or as a spouse or heir of the victim (successors or assignees, if payment is from an eligible settlement fund or grantor trust), **then** include that amount on line 28.

S-29 Items of income related to assets stolen from, hidden from, or otherwise lost to a victim of Nazi persecution — If you received items of income attributable to, derived from, or in any way related to assets stolen from, hidden from, or otherwise lost to a victim of Nazi persecution immediately prior to, during, and immediately after World War II, including but not limited to interest on the proceeds receivable as insurance under policies issued to a victim of Nazi persecution by European insurance companies immediately prior to and during World War II, or as a spouse or heir of such victim, and that income was included in your federal adjusted gross income, **then** include on line 28 the amount of that income included in federal adjusted gross income.

However, do not include on line 28 income attributable to assets acquired with assets as described above or with the proceeds from the sale of any asset described above. Also, do not enter on line 28 any income if you were not the first recipient of the asset, or if you are not a victim of Nazi persecution, or a spouse or descendent of a victim.

S-30 Qualified emerging technology investments (QETI) — You may defer the gain on the sale of qualified emerging technology investments (QETI) that are:

- (1) held for more than 36 months; and
- (2) rolled over into the purchase of a QETI within 365 days.

Replacement QETI must be purchased within the 365-day period beginning on the date of sale. The gain is not deferred and must be recognized to the extent that the amount realized on the sale of the original QETI exceeds the cost of replacement QETI. The gain deferral applies to any QETI sold on or after March 12, 1998, that meets the holding-period criteria. The gain deferred must be added back in the year the replacement QETI is sold.

If you elect to defer the gain from the sale of QETI, **then** include on line 28 the amount of the gain deferral to the extent the gain was included in federal adjusted gross income. If purchase of the replacement QETI within the

365-day period occurs in the same taxable year as the sale of the original QETI, or in the following taxable year and before the date your personal income tax return is filed, **then**, take the deduction on that return. If purchase of the replacement QETI within the 365-day period occurs in the following taxable year and on or after the date your personal income tax return is filed, **then** you must file an amended return to claim the deduction (see Form IT-201-X, Amended Resident Income Tax Return, on page 10).

A QETI is an investment in the stock of a corporation or an ownership interest in a partnership or limited liability company (LLC) that is a qualified emerging technology company. A QETI is also an investment in a partnership or an LLC to the extent that such partnership or LLC invests in qualified emerging technology companies. The investment must be acquired by the taxpayer as provided in Internal Revenue Code (IRC) section 1202(c)(1)(B), or from a person who acquired it pursuant to this section. IRC section 1202(c)(1)(B) requires the acquisition to be original issue from the company, either directly or through an underwriter, and in exchange for cash, services, or property (but not in stock).

A *qualified emerging technology company* (QETC) is a company that is located in New York State, that has total annual product sales of 10 million dollars or less, and meets either of the following criteria:

- its primary products or services are classified as emerging technologies; **or**
- it has research and development activities in New York State and its ratio of research and development funds to net sales equals or exceeds the average ratio for all surveyed companies classified (as determined by the National Science Foundation in the most recently published results from its Survey of Industry Research and Development, or any comparable successor survey, as determined by the Tax Department).

For up-to-the-minute information on New York State tax matters, including matters that may affect your New York State personal income tax return, visit our Web site at www.tax.state.ny.us

Credits and other taxes

Line 37

New York State household credit

Enter your New York State household credit. You qualify to claim this credit if you marked the **No** box for item C on the front page of your Form IT-201 and if you marked

- filing status ① **only (Single)** and the amount on Form IT-201, line 18, is **not** over \$28,000; **or**
- filing status ②, ③, ④, or ⑤ and the amount on Form IT-201, line 18, is **not** over \$32,000.

Filing status ① only (Single) - Use *Household credit table I* below to find the amount of your New York State household credit.

Filing status ②, ④ and ⑤ - Use *Household credit table II* below to find the amount of your New York State household credit. Married 1040EZ filers use column 2.

Filing status ③ only (Married filing separate return) - Use *Household credit table III* below to find the amount of your New York State household credit.

New York State Household credit table I

Filing status ① only (Single)

If Form IT-201, line 18 is:	but not over	enter on Form IT-201, line 37:
\$	\$ 5,000*	\$ 75
5,000	6,000	60
6,000	7,000	50
7,000	20,000	45
20,000	25,000	40
25,000	28,000	20
28,000		No credit is allowed; do not make an entry on Form IT-201, line 37.

* This may be any amount up to \$5,000, including "0" or a negative amount.

New York State Household credit table II

Filing status ②, ④ and ⑤

If Form IT-201, line 18 is:		And the number of exemptions from your federal return, line 6d, (married 1040EZ filers use column 2), is:							
Over	but not over	1	2	3	4	5	6	7	over 7**
		Enter on Form IT-201, line 37:							
\$	\$ 5,000*	\$ 90	105	120	135	150	165	180	15
5,000	6,000	75	90	105	120	135	150	165	15
6,000	7,000	65	80	95	110	125	140	155	15
7,000	20,000	60	75	90	105	120	135	150	15
20,000	22,000	60	70	80	90	100	110	120	10
22,000	25,000	50	60	70	80	90	100	110	10
25,000	28,000	40	45	50	55	60	65	70	5
28,000	32,000	20	25	30	35	40	45	50	5
32,000		No credit is allowed; do not make an entry on Form IT-201, line 37.							

* This may be any amount up to \$5,000, including "0" or a negative amount.

** For each exemption over 7, add amount in this column to column 7 amount.

New York State Household credit table III

Filing status ③ only (Married filing separate return)

If Form IT-201, line 18 *** total from both returns is:		And the number of exemptions from both federal returns, line 6d, is:							
Over	but not over	1	2	3	4	5	6	7	over 7**
		Enter on Form IT-201, line 37:							
\$	\$ 5,000*	\$ 45	52.50	60	67.50	75	82.50	90	7.50
5,000	6,000	37.50	45	52.50	60	67.50	75	82.50	7.50
6,000	7,000	32.50	40	47.50	55	62.50	70	77.50	7.50
7,000	20,000	30	37.50	45	52.50	60	67.50	75	7.50
20,000	22,000	30	35	40	45	50	55	60	5
22,000	25,000	25	30	35	40	45	50	55	5
25,000	28,000	20	22.50	25	27.50	30	32.50	35	2.50
28,000	32,000	10	12.50	15	17.50	20	22.50	25	2.50
32,000		No credit is allowed; do not make an entry on Form IT-201, line 37.							

* This may be any amount up to \$5,000, including "0" or a negative amount.

** For each exemption over 7, add amount in this column to column 7 amount.

*** If spouse is filing Form IT-203, use the amount from the **Federal amount column**, line 18.

Line 39

New York State nonrefundable credits

Enter the total amount of New York State nonrefundable credits from **Form IT-201-ATT, Part IV, Section B, line 55**. These are: resident credit, accumulation distribution credit, solar electric generating equipment credit, investment credit, financial services industry investment credit, EZ investment tax credit, EZ employment incentive credit, financial services industry EZ investment tax credit, financial services industry EZ employment incentive credit, EZ wage tax credit, ZEA wage tax credit, EZ capital tax credit, QETC employment credit, QETC capital tax credit, special additional mortgage recording tax credit carryover, solar and wind energy credit carryover, employment of persons with disabilities credit, and alternative fuels credit. For more information, see *Instructions for Form IT-201-ATT, Part IV, Other tax credits*, on page 39.

Line 41

Net other New York State taxes

Enter the total amount of other New York State taxes from **Form IT-201-ATT, Part II, line 33**. These are: New York State tax on capital gain portion of lump-sum distributions, add-back of investment credit on early dispositions, add-back of financial services industry investment credit on early dispositions, add-back of financial services industry EZ investment tax credit and EZ employment incentive credit on early dispositions, add-back of EZ capital tax credit, EZ investment tax credit and EZ employment incentive credit on early dispositions, add-back of resident credit for taxes paid to a province of Canada, add-back of farmers' school tax credit on converted property, add-back of alternative fuels credit, add-back of QETC capital tax credit, New York State separate tax on lump-sum distributions, and New York State minimum income tax. For more information, see *Instructions for IT-201-ATT, Part II, Other New York taxes*, on page 38.

Lines 43 through 49 apply only to New York City taxes. If you are not subject to New York City taxes, do not fill in these lines.

Line 43

City of New York resident tax

Find your New York City resident tax on the amount on line 35 by using the *City of New York Tax Table* on white pages 65 through 72 of these instructions. Be sure you use the correct column. After you have found the correct tax, enter that amount on line 43. There is an example at the beginning of the table to help you find the correct tax.

Do not complete line 43 if you were a New York City resident for only part of 2000. Use Form IT-360.1, *Change of City Resident Status*, to figure your part-year New York City resident tax, and transfer it to Form IT-201-ATT, *Part III, Other city of New York taxes*, line 34. For more information, see Form IT-360.1-I, *Instructions for Form IT-360.1*.

If you are married and filing a joint New York State return and only one of you was a resident of New York City for all of 2000, do not enter an amount here. See the instructions for line 46 on page 27.

Credits and other taxes *(continued)*

Line 44

City of New York household credit

Enter your New York City household credit. You qualify to claim this credit if you marked the **No** box for item C on the front page of your Form IT-201 and if you marked.....

- filing status ① **only (Single)** and the amount on Form IT-201, line 18, is **not** over \$12,500; **or**
- filing status ②, ③, ④, or ⑤ and the amount on Form IT-201, line 18, is **not** over \$22,500.

Caution: If you are married and filing a joint New York State return and only one of you was a resident of New York City for all of 2000, do not enter an amount here. See the instructions for line 46 below.

Filing status ① only (Single) - Use *Household credit table IV* below to find the amount of your New York City household credit.

Filing status ②, ④ and ⑤ - Use *Household credit table V* below to find the amount of your New York City household credit. Married 1040EZ filers use column 2.

Filing status ③ only (Married filing separate return) - Use *Household credit table VI* below to find the amount of your New York City household credit.

Line 46

Other city of New York taxes

Enter on this line the total amount of other New York City taxes from Form IT-201-ATT, line 38. These are: part-year city of New York resident tax, city of New York minimum income tax, full-year city of New York resident separate tax on lump-sum distributions, and full-year city of New York tax on capital gain portion of lump-sum distributions. For more information, see *Instructions for Form IT-201-ATT, Part III, Other city of New York taxes*, on page 39.

If you are self-employed and carry on a trade, business or profession in New York City, you may also be required to file Form NYC-202, *City of New York Unincorporated Business Tax Return*.

Since New York State does not administer the New York City unincorporated business tax, do not file your Form NYC-202 with your state return.

If you are married and filing a joint New York State return and only one of you was a resident of New York City for all of 2000, figure the New York City resident tax on the New York State taxable income of the city resident as would be required if separate federal returns were filed, reduced by the city of New York household credit (if applicable). Attach a separate piece of paper showing the computations. The spouse that was a part-year city of New York resident in 2000 should figure his or her part-year city of New York resident tax on Form IT-360.1. Transfer the combined tax amounts of both spouses from your separate piece of paper to line 46. Be sure to write the name and social security number of the New York City resident and **Taxable income of New York City resident** on the piece of paper.

City of New York Household credit table **IV** Filing status ① only (Single)

If Form IT-201, line 18 is:

Over	but not over	enter on Form IT-201, line 44:
\$ \$10,000	\$10,000*	\$ 15
12,500	12,500	10
		No credit is allowed; do not make an entry on Form IT-201, line 44

* This may be any amount up to \$10,000, including "0" or a negative amount.

City of New York Household credit table **V** Filing status ②, ④ and ⑤

If Form IT-201, line 18 is:

And the number of exemptions from your federal return, line 6d, (married 1040EZ filers use column 2), is:

Over	but not over	Enter on Form IT-201, line 44:							over
		1	2	3	4	5	6	7	7**
\$ \$15,000*	\$15,000*	\$ 30	60	90	120	150	180	210	30
15,000	17,500	25	50	75	100	125	150	175	25
17,500	20,000	15	30	45	60	75	90	105	15
20,000	22,500	10	20	30	40	50	60	70	10
22,500		No credit is allowed; do not make an entry on Form IT-201, line 44.							

* This may be any amount up to \$15,000, including "0" or a negative amount.

** For each exemption over 7, add amount in this column to column 7 amount.

City of New York Household credit table **VI** Filing status ③ only (Married filing separate return)

If Form IT-201, line 18 *** total from both returns is:

And the number of exemptions from both federal returns, line 6d, is:

Over	but not over	Enter on Form IT-201, line 44:							over
		1	2	3	4	5	6	7	7**
\$ \$15,000*	\$15,000*	\$ 15	30	45	60	75	90	105	15
15,000	17,500	12.50	25	37.50	50	62.50	75	87.50	12.50
17,500	20,000	7.50	15	22.50	30	37.50	45	52.50	7.50
20,000	22,500	5	10	15	20	25	30	35	5
22,500		No credit is allowed; do not make an entry on Form IT-201, line 44.							

* This may be any amount up to \$15,000, including "0" or a negative amount.

** For each exemption over 7, add amount in this column to column 7 amount.

*** If spouse is filing Form IT-203, use the amount from the **Federal amount column**, line 18.

How to get New York City forms

If you need to get tax forms and instructions from the NYC Department of Finance, you can access the NYC government Web site, *NYC Link*, at

<http://www.nyclink.org/finance>

You can also get forms by calling **New York City Tax Fax** at (718) 935-6114 from the telephone connected to your fax machine or modem (24 hours a day, 7 days a week); by calling **New York City Taxpayer Assistance** at (718) 935-6000 Monday through Friday between the hours of 9:00 a.m. and 4:30 p.m.; or by using the **Access Finance Kiosk** to print the forms you need (for hours and locations, call (718) 935-6736 and select message 143).

Line 48

City of New York nonrefundable credits

Enter the total amount of city of New York nonrefundable credits from *Form IT-201-ATT, Part IV, Section C*, line 58. These are: full-year city of New York resident UBT credit, and the city of New York accumulation distribution credit.

Credits and other taxes (continued)

Lines 50, 51, and 52 apply only to Yonkers taxes. If you are not subject to Yonkers taxes, do not fill in these lines.

Line 50

City of Yonkers resident income tax surcharge

Enter on line 50 your Yonkers resident income tax surcharge from the *Yonkers worksheet*, line i, below. However, if you did not make an entry on line 42, leave line 50 blank also.



Yonkers worksheet

- a. Amount from line 42 a. _____
- b. Amount from Form IT-214, *Claim for Real Property Tax Credit*, line 17, if any b. _____
- c. Amount from Form IT-216, *Claim for Child and Dependent Care Credit*, line 14 (New York filing status ☉ taxpayers, see instructions for Form IT-216) c. _____
- d. Amount from Form IT-215, *Claim for Earned Income Credit*, line 17 (New York filing status ☉ taxpayers transfer the amount from Form IT-215, line 18), if any d. _____
- e. Amount from Form IT-201-ATT, *Itemized Deduction, and Other Taxes, and Tax Credits*, line 68, if any e. _____
- f. Add lines b, c, d, and e f. _____
- g. Subtract line f from line a g. _____
- h. Yonkers resident tax rate (5 percent) h. .05
- i. Multiply line g by line h. Enter this amount on Form IT-201, line 50 i.

Do not complete line 50 if you were a Yonkers resident for only part of 2000. Use Form IT-360.1, *Change of City Resident Status*, to figure your part-year Yonkers resident income tax surcharge, and transfer it to Form IT-201, line 52. For more information, see Form IT-360.1-I, *Instructions for Form IT-360.1*.

If you are married and filing a joint New York State return and only one of you was a resident of Yonkers for all of 2000, figure the Yonkers resident income tax surcharge on the New York State tax of the city resident as would be required if separate federal returns were filed. Attach a separate schedule showing your computations and enter the amount computed on line 50. Be sure to write the name and social security number of the Yonkers resident, and **Yonkers resident income tax surcharge** on the schedule.

Line 51

City of Yonkers nonresident earnings tax

Complete line 51 only if you are subject to the Yonkers nonresident earnings tax.

If you were not a Yonkers resident but earned wages or conducted a trade or business there (either as an individual or a member of a partnership), you are subject to the Yonkers nonresident earnings tax. Fill in Form Y-203, *City of Yonkers Nonresident Earnings Tax Return*, and enter the tax on line 51. Attach Form Y-203 to the back of your Form IT-201. For more information, see the instructions for Form Y-203.

Line 52

Part-year city of Yonkers resident income tax surcharge

Enter your part-year Yonkers resident income tax surcharge. If you were a Yonkers resident for only part of 2000, fill in Form IT-360.1 and attach it to your return. If you were subject to the Yonkers nonresident earnings tax for the remainder of the year, see the instructions for Form Y-203. For more information, see Form IT-360.1-I, *Instructions for Form IT-360.1*.

For up-to-the-minute information on New York State tax matters, including matters that may affect your New York State personal income tax return, visit our Web site at www.tax.state.ny.us.

Lake Placid Olympic Training Center Fund

New York State is home to one of just three U.S. Olympic Training Centers.



The \$16 million Lake Placid complex, constructed by the New York State Olympic Regional Development Authority, features 96 hotel-style rooms, a gymnasium, sports medicine, weight training and dining facilities.

Your voluntary contribution on your tax return to the Olympic Training Center fund will help provide the necessary facilities for America's Olympic hopefuls. The Lake Placid training center is used principally by the Olympic winter sports of bobsled, biathlon, luge, speed skating, figure skating, ice hockey and skiing as well as certain summer Olympic sports. In addition to these winter sports, some summer sports include: mountain biking, volleyball, handball, and canoe/kayak.



Someone to Stand by You

Let's help the families

Until preventions and a cure are found, we must commit ourselves to helping the nearly 400,000 families affected by Alzheimer's Disease in New York State. Family members provide more than 75% of the caregiving required by persons with Alzheimer's. Your Alzheimer's Association chapters, located in communities across the state, serve as the nation's leaders in education, support, and advocacy on behalf of these important, and hard-pressed, long-term care providers. Look for the Alzheimer's check-off line on your state income tax form...and help us to help these families meet their significant challenges. For more information about the Alzheimer's Association in NYS, call (toll free) 1-877-489-1339 or find us on the web at www.alzheimersnewyorkstate.org.

Voluntary gifts/contributions

Line 54

You may elect to make a voluntary gift or contribution to any of the five funds listed below. Enter your gift/contribution in the amount boxes to the right of the fund you wish to contribute to. Enter on line 54 the total amount of gifts/contributions made to one or more of the funds. For more information and a brief description of each fund, also see pages 13, 14, and 28.

Your contributions/gifts will reduce your refund or increase your tax payment. You cannot change the amount(s) you give after you file your return.

Return a Gift to Wildlife

If you want to return a gift to wildlife, enter the amount of your gift in the designated boxes at the left of line 54. The amount you give must be in whole dollars: \$5, \$10, \$20, or any other amount. Include this amount in the total gifts/contributions on line 54.

Missing and Exploited Children Clearinghouse (MECC) Fund (Missing/Exploited Children Fund)

If you want to contribute to the Missing and Exploited Children Clearinghouse (MECC) Fund, enter any whole dollar amount in the designated boxes at the left of line 54. Include this amount in the total gifts/contributions on line 54.

Breast Cancer Research and Education Fund (Breast Cancer Research Fund)

If you want to contribute to the Breast Cancer Research and Education Fund, enter any whole dollar amount in the designated boxes at the left of line 54. Include this amount in the total gifts/contributions on line 54.

United States Olympic Committee/ Lake Placid Olympic Training Center (Olympic Fund)

If you want to contribute to the U.S. Olympic Committee/Lake Placid Olympic Training Center Fund, enter \$2 in the designated box at the left of line 54. (If you are filing jointly, filing status ②, and your spouse also wants to contribute, enter \$4.) Include this amount in the total gifts/contributions on line 54.

New for 2000

Gift for Alzheimer's Disease Assistance Fund (Alzheimer's Fund)

If you want to contribute to the Alzheimer's Disease Assistance Fund, enter any whole dollar amount in the designated boxes at the left of line 54. Include this amount in the total gifts/contributions on line 54.

Payments and refundable credits

Line 56

New York State child and dependent care credit

Enter the amount of New York State child and dependent care credit from Form IT-216, line 14. Attach Form IT-216 to your return. You can claim this credit if you were allowed a credit on your federal income tax return.

You may be eligible to claim a New York State child and dependent care credit even if you did not claim the credit on your federal return or did not have to file a federal return. For married taxpayers, if you did not have to file a federal return, you must file a joint New York State return to be eligible to claim the credit. For more information, see the instructions for Form IT-216 on page 53.

Line 57

New York State earned income credit

Enter the amount of New York State earned income credit. **You can claim this credit if you were allowed an earned income credit on your federal income tax return.**

To claim this credit, fill in Form IT-215, *Claim for Earned Income Credit*, and transfer the amount from Form IT-215 to Form IT-201, line 57. Attach Form IT-215 to your return. For more information, see *Instructions for Form IT-215* on page 51 of these instructions.

If you are having the IRS compute your federal earned income credit, complete lines 1 through 10, of Form IT-215, and write **EIC** in the white area (not in the boxes) to the left of line 57 of Form IT-201. Be sure to fill in the rest of the payment section of your Form IT-201 (lines 58 through 64). Do **not** complete lines 65 through 69. The Tax Department will figure your New York State earned income credit for you.

If you are due a refund, we will send you the refund along with a statement that shows how the refund was computed. If you owe tax, you will receive a bill that must be paid within 21 days, or by April 16, 2001 (April 17, 2001, if you file your federal return at the IRS Service Center in Andover, Massachusetts), whichever is later.

Line 58

Real property tax credit

If you qualify, enter on this line your real property tax credit.

To claim this credit, fill in Form IT-214, *Claim for Real Property Tax Credit for Homeowners and Renters*, and transfer the amount from Form IT-214, line 17, to Form IT-201, line 58. Attach Form IT-214 to your return. For more information, see *Instructions for Form IT-214* on page 48 of these instructions.

Line 59

City of New York school tax credit

Please note: If you qualify for the city of New York school tax credit, answer question 1 and, if applicable, question 2 at Item (E) on the front of your Form IT-201.

Enter on line 59 your city of New York school tax credit. You qualify to claim this credit if you or your spouse, if filing a joint return, were city of New York residents or part-year residents, and you marked an X in the No box for Item (C) on the front of your Form IT-201.

If you are claiming filing status ①, ③, ④, or ⑤, figure your credit using *Table 1* on page 30 if you were a full-year city resident, or *Table 2* on page 30 if you were a part-year city resident. If you were at least age 65 by January 1, 2001, use the category for *65 or over* in either *Table 1* or *Table 2* on page 30 to determine your city of New York school tax credit to enter on Form IT-201, line 59.

If you are claiming filing status ②, figure your credit using *Table 1* if both spouses were full-year city residents. Generally, if either you or your spouse were at least age 65 by January 1, 2001, use the category for *65 or over* in *Table 1*. If both spouses were not full-year city residents, see the special rule below.

Married taxpayers (filing status ② and ③) –

If your spouse died in 2000 and was 65 or older at the date of death, your spouse is deemed to be 65 for purposes of figuring the city of New York school tax credit.

If you are figuring your city of New York tax separately, you must determine your city of New York school tax credit from the applicable table on page 30 using filing status ③. In addition, each spouse must use **his or her own** age in determining whether each is eligible for the higher credit for ages 65 or over.

Special rule for filing status ② - If both spouses were part-year residents, find your part year city of New York school tax credit using filing status ② and *Table 2*. If both spouses do not have the same resident period, figure the credit using the spouse with the longer city resident period. If only one spouse is 65, you are both deemed to be 65.

Example 1: *You were a 5-month city of New York resident and your spouse was an 8-month city of New York resident, and you marked filing status ②, married filing joint return. You are entitled to a credit of \$83.33 (using the 8-month period and 65 or over from Table 2).*

If one spouse is a city resident and the other is a city nonresident for the entire year, and you are figuring your city of New York tax as married filing separately, then determine the city of New York school tax credit for the city resident spouse using *Table 1* and filing status ③. The nonresident spouse is not entitled to a credit.

If one spouse is a resident and the other is a nonresident but you **elect** to figure your city of New York tax as if both were residents for the entire year, determine your credit using *Table 1* and filing status ②.

If one spouse is a resident and the other is a part-year resident, and you are figuring your city of New York tax as married filing separately, then determine your credit using the *City of New York school tax credit worksheet* and *Table 1*, filing status ③, for the resident spouse; use the worksheet and *Table 2*, filing status ③, for the part-year resident spouse.

If one spouse was a city of New York part-year resident and the other spouse was a city nonresident for the entire year, determine your credit using *Table 2* and filing status ③. The nonresident spouse is not entitled to the credit.

(continued)

Payments and refundable credits *(continued)*

Line 59 *(continued)*

**Table 1 - Full-year city of New York residents:
city of New York school tax credit table**

Filing Status:	Age as of 1/1/2001:	Your credit is:
– Single, filing status ① – Married filing separate return, filing status ③; or – Head of household, filing status ④	Under 65	\$ 45
– Married filing joint return, filing status ②; – Qualifying widow(er) with dependent child, filing status ⑤	Under 65	\$ 85
– Single, filing status ① – Married filing separate return, filing status ③; or – Head of household, filing status ④	65 or over	\$ 62.50
– Married filing joint return, filing status ②*; – Qualifying widow(er) with dependent child, filing status ⑤	65 or over	\$ 125

* If using filing status ② to compute your credit, only one spouse needs to be 65 or over in order to be eligible to claim the \$125 credit.

**Table 2 - Part-year city of New York residents:
city of New York school tax credit proration chart**

Resident period (# of months)	Under 65 (as of 1/1/2001)		65 or over (as of 1/1/2001)	
	Filing status ①, ③ and ④ only	Filing status ②, and ⑤ only	Filing status ①, ③ and ④ only	Filing status ②, * and ⑤ only
1	\$ 3.75	\$ 7.08	\$ 5.21	\$ 10.42
2	7.50	14.17	10.42	20.83
3	11.25	21.25	15.63	31.25
4	15.00	28.33	20.83	41.67
5	18.75	35.42	26.04	52.08
6	22.50	42.50	31.25	62.50
7	26.25	49.58	36.46	72.92
8	30.00	56.67	41.67	83.33
9	33.75	63.75	46.88	93.75
10	37.50	70.83	52.08	104.17
11	41.25	77.92	57.29	114.58
12	45.00	85.00	62.50	125.00

* If using filing status ② to compute your credit, only one spouse needs to be 65 or over in order to be eligible to claim the \$125 credit.

City of New York school tax credit worksheet — filing status ② only

1	Full-year resident spouse's credit from Table 1	1	_____
2	Part-year resident spouse's allowable credit from Table 2	2	_____
3	Add lines 1 and 2. This is your city of New York school tax credit. Enter here and on Form IT-201, line 59	3	_____

Example 2 — Full-year resident and a part-year resident spouse:

You and your spouse are filing a joint New York State income tax return (filing status ②) on Form IT-201. You were a resident of New York City for the **entire 2000 tax year**. However, your spouse was a New York City resident for **only 3 months** during the year. On January 1, 2001, you each were under 65 years of age.

If one spouse is a full-year city resident and one spouse is a part-year city resident, you must

figure your credit separately. To figure your combined school tax credit, you will have to get your amount from the full-year resident table above using filing status ③, and your spouse's from the proration chart using filing status ③. You are allowed a credit of \$45, and your spouse is allowed a credit of \$11.25. Therefore your total combined city of New York school tax credit to be entered on line 59 for tax year 2000 is **\$56.25**.

Line 60

Other refundable credits

Enter the total amount of other refundable credits from **Form IT-201-ATT, Part IV, Section D, line 72**. These are: farmers' school tax credit, investment credit for new businesses, financial services industry investment credit for new businesses, EZ investment tax credit for new businesses, EZ employment incentive credit for new businesses, financial services industry EZ investment tax credit for new businesses, financial services industry EZ employment incentive credit for new businesses, EZ wage tax credit for new businesses, ZEA wage tax credit for new businesses, QETC employment credit for new businesses, IMB credit for energy taxes, New York State claim of right credit, city of New York claim of right credit, and city of Yonkers claim of right credit. For more information, see *Instructions for Form IT-201-ATT, Part IV, Section D, Refundable New York State, city of New York, and Yonkers credits*, on page 41.

Line 61

Total New York State tax withheld

Enter your total **New York State** tax withheld as shown on your wage and tax statement(s), New York State Form IT-2102 or federal Form W-2.

If you marked filing status ②, enter the total New York State tax withheld for you and your spouse.

Staple your wage and tax statement(s), New York State Form IT-2102 (Copy 1) or federal Form W-2 (Copy 2), to the front bottom of your return as shown in Step 7 on page 35 of these instructions. The amount on line 61 should be the same as the total **New York State** tax withheld on your statement(s).

If New York State tax was withheld from annuities, pensions, retirement pay or IRA payments, staple Copy 1 of New York State Form IT-2102-P or Copy 2 of federal Form 1099-R to your return.

If New York State tax was withheld from New York State lottery distributions, staple Copy 2 of federal Form W-2G to the front bottom your return.

If you did not have New York City tax withheld skip line 62.

Line 62

Total city of New York tax withheld

Enter your total **New York City** tax withheld as shown on your wage and tax statement(s).

If you marked filing status ②, enter the total New York City tax withheld for you and your spouse.

Staple your wage and tax statement(s), New York State Form IT-2102 (Copy 1) or federal Form W-2 (Copy 2), to the front bottom of your return as shown in Step 7 on page 35 of these instructions. The amount on line 62 should be the same as the total **city of New York** tax withheld on your statement(s).

Payments and refundable credits *(continued)*

If New York City tax was withheld from annuities, pensions, retirement pay or IRA payments, staple Copy 1 of New York State Form IT-2102-P or Copy 2 of federal Form 1099-R to your return.

If New York City tax was withheld from New York State lottery distributions, staple Copy 2 of federal Form W-2G to the front bottom of your return.

If you did not have Yonkers tax withheld skip line 63.

Line 63

Total city of Yonkers tax withheld

Enter your total **Yonkers** tax withheld as shown on your wage and tax statement(s).

If you marked filing status ②, enter the total Yonkers tax withheld for you and your spouse.

Staple your wage and tax statement(s), New York State Form IT-2102 (Copy 1) or federal Form W-2 (Copy 2), to the front bottom of your return as shown in Step 7 on page 35 of these instructions. The amount on line 63 should be the same as the total **city of Yonkers** tax withheld on your statement(s).

If Yonkers tax was withheld from annuities, pensions, retirement pay or IRA payments, staple Copy 1 of New York State Form IT-2102-P or Copy 2 of federal Form 1099-R to the front bottom of your return.

If Yonkers tax was withheld from New York State lottery distributions, staple Copy 2 of federal Form W-2G to the front bottom of your return.

Line 64

Total of estimated tax payments, and amount paid with Form IT-370

Enter on this line the total of your estimated tax payments for New York State, New York City and Yonkers. Also enter the amount you paid with Form IT-370, *Application for Automatic Extension of Time to File for Individuals*.

Estimated tax paid

Include on line 64 the total of your 2000 estimated tax payments (include your last installment, even if paid in 2001) and any overpayment that you asked us to apply from your 1999 return to your 2000 estimated tax. If this amount was adjusted by the Tax Department after you filed your 1999 return, please enter the adjusted amount.

If you marked filing status ② but made **separate** 2000 estimated tax payments (Form IT-2105), enter your combined total estimated tax paid. If you have separate estimated tax accounts, you will receive separate account statements. If the amount does not agree with the account statement(s) included in your estimated tax packet(s), complete Form IT-2105.1 for each account in error and fax or mail the Form(s) IT-2105.1 immediately.

Fax: **(518) 457-2249** or mail: **NYS Tax Department, Estimated Tax Unit, Building 8, Room 539, W A Harriman Campus, Albany NY 12227**. Do not use a preaddressed peel-off label for this form.

New for 2000 You can now check your balance and reconcile your estimated tax account by accessing our Web site at www.tax.state.ny.us and clicking on the *Online Services* tab.

If you are a beneficiary of an estate or trust and are claiming your portion of any payment of estimated taxes allocated to you by the estate or trust, include your amount on line 64 and attach a copy of the notification issued by the estate or trust to the front of your return. This notification must include the name and identifying number of the estate or trust and the amount allocated to you.

- Do not include any amounts you paid for the **New York City** unincorporated business tax. File the New York City unincorporated business tax return directly with the New York City Department of Finance.

Amount paid with Form IT-370

If you filed Form IT-370 to get an extension of time to file Form IT-201, include on line 64 the amount you paid with Form IT-370. If you marked filing status ② but filed **separate** Forms IT-370, enter the total amount you and your spouse paid with your separate Forms IT-370.

New - Scheduled for March 1, 2001, pay your taxes by credit card

Scheduled for March 1, 2001, you will be able to use your American Express Cards®, Discover®/Novus®, or MasterCard® to pay the amount you owe on your 2000 New York State income tax return. You can pay your taxes by credit card using a touch-tone phone or through the Internet. The credit card service provider **will charge** you a convenience fee to cover the cost of this service, and you will be told the amount before you confirm the credit card payment. **Please note** that the convenience fee, terms, and conditions may vary between the credit card service providers. These are the same credit card service providers that have agreements with the IRS to process income tax payments.

You can make your payment by credit card regardless of how you file your income tax return. While credit card payments may be made at any time after you file the return, payments made after the due date of the income tax return may result in interest and penalty charges (see *Interest and penalties* on page 13).

You can pay your income taxes using **either** of the two credit card service providers listed below.

Official Payments Corp.sm
Call toll free **1 800 2PAYTAXsm**
(1 800 272-9829), or

Visit their Web site at
www.officialpayments.com

OR

PhoneCharge, Inc.
Call toll free **1 877 521 8NYS**
(1 877 521-8697), or

Visit their Web site at
www.paynystatetax.com

You can also connect to either of these Web sites by going to the Tax Department's Web site at www.tax.state.ny.us and clicking on *Pay By Credit Card*.

Whether paying by telephone or through the Internet, follow the simple instructions to enter personal identifying information, the credit card number and expiration date, and the amount of the payment (**line 69 of Form IT-201**). Have a copy of your completed New York State income tax return available. You will be told the amount of the convenience fee that the credit card service provider will charge you to cover the cost of this service. At this point you may elect to accept or cancel the credit card transaction.

If you accept the credit card transaction you will be given a confirmation number. **Please keep this confirmation number as proof of payment.**

For additional information on the credit card program, log on to the Tax Department's Web site at www.tax.state.ny.us and click on *Pay By Credit Card*.

Refund or amount you owe

Line 66

Overpayment

If line 65 is more than line 55, subtract line 55 from line 65. This is your overpayment.

If you have to pay an estimated tax penalty (see line 70 instructions on page 33), subtract the penalty amount from the overpayment and enter the net overpayment on line 66.

Your net overpayment can be:

- 1) refunded to you (enter refund amount on line 67); or
- 2) deposited directly into your bank account (enter refund amount on line 67 and fill in lines 67a, b, and c; see instructions for line 67 below); or
- 3) applied to your 2001 estimated tax (enter on line 68); or
- 4) apportioned between 1) and 3), or 2) and 3).

You cannot request an overpayment credited toward your 2001 estimated tax to be refunded after April 16, 2001 (April 17, 2001, if you file your federal return at the IRS Service Center in Andover, Massachusetts).

If your estimated tax penalty on line 70 is greater than your overpayment on line 66, enter the difference on line 69.

Line 67 Refund

Your refund

Enter the amount of your overpayment from line 66 that you want refunded to you. You must file a return to get a refund. The Tax Department will not refund an amount of one dollar or less unless you attach to your return a signed statement asking for it.

If you want us to deposit your refund directly into your bank account, see *Direct deposit* below.

Collection of debts from your refund — We will keep all or part of your refund if you owe past-due support or a past-due legally enforceable debt to the Internal Revenue Service or a New York State agency. This includes any state department, board, bureau, division, commission, committee, public authority, public benefit corporation, council, office, or other entity performing a governmental or proprietary function for the state or a social services district. Any amount over your debt will be refunded.

Disclaiming of spouse's debt — If you checked filing status and you do not want to apply your part of the refund to your spouse's debt because you are not liable for it, complete Form IT-280, *Nonobligated Spouse Allocation* and attach it (not a photocopy) to your original return. We need the information on it to process your refund as quickly as possible. Once you have filed your return, you cannot file an amended return to disclaim your spouse's defaulted student loan or past-due support liability or past-due legally enforceable debt owed to a state agency. (However, you will be notified if your refund is applied against your spouse's defaulted student loan or

past-due support or past-due legally enforceable debt owed to a state agency and you did not attach Form IT-280 to your return. You will then have ten days from the date of notification to file Form IT-280. However, this will result in a delay in your refund and extra work for you.) For more information, see Form IT-280.

If you have any questions about whether you

owe a past-due legally enforceable debt to the Internal Revenue Service or a state agency, contact the IRS or that particular state agency.

For New York State, New York City or Yonkers tax liabilities **only**, call 1 800 835-3554 (outside the U.S. and outside Canada call (518) 485-6800) or write to: NYS Tax Department, Tax Compliance Division, W A Harriman Campus, Albany NY 12227.



Complete lines 67a through 67c if you want us to deposit your refund directly into your bank account instead of sending you a check.

You can contact your financial institution to make sure that your deposit will be accepted and to get your correct routing and account numbers.

On line 67a, enter your 9-digit routing number. If the first two digits are not 01 through 12, or 21 through 32, the direct deposit will be rejected and a check sent instead. On the sample check below, the routing number is 090090099.

Your check may state that it is payable through a bank different from the one where you have your checking account. If so, do not use the routing number on that check. Instead, contact your bank for the correct routing number to enter on this line.

On line 67b, check the box for the type of account, checking or savings.

On line 67c, enter the account number where you want your refund deposited. If you selected *Checking* on line 67b, enter the account number shown on your checks. (On the sample check below, the account number is 1357902468. Be sure not to include the check number.)

If you chose *Savings* on line 67b, you can get your savings account number from a preprinted savings account deposit slip, your passbook or other bank records, or from your financial institution.

The account number can be up to 17 characters (both numbers and letters). Include hyphens but omit spaces and special symbols. Enter the number from left to right and leave any unused boxes blank. On the sample check below, the account number is 1357902468.

The Tax Department will not notify you that your refund has been deposited. However, if the amount we deposit is different from the amount of refund you claimed on your return, we will send you a written explanation of the adjustment within two weeks from the date your refund is deposited.

We will make every effort to comply with your request for direct deposit. However, we cannot be responsible when a bank refuses a direct deposit. Some financial institutions, for example, do not allow a joint refund to be deposited into an individual account. If your bank refuses the direct deposit or the deposit cannot be made for any other reason, we will send a check to the mailing address shown on your return.

If you encounter any problem with the direct deposit of your refund to your account, call toll free 1 800 321-3213. The processing time for an income tax return is approximately six to eight weeks.

**JOHN SMITH
MARY SMITH**
999 Maple Street
Somplace NY 10000

1234
15-0000 1000

PAY TO THE ORDER OF _____ 20 _____

DOLLARS

SOME BANK
Somplace, NY 10000

For _____

Routing number (line 67a)
Account number (line 67c)

Do not include the check number.

⑆090090099⑆ 1357902468⑆ 1234

Note: The routing and account numbers may appear in different places on your check.

Step 4

Check the figures on your return and any attachments.

Step 5

Complete the top of the front page of your return.

Peel-off label —

- Remove the peel-off label from under the flap on the inside front cover of your packet (or from your postcard if you received one instead of a packet) and place it in the name and address box at the top of your return.
- Check the label to make sure the information on it is complete and correct. The label is designed to include two bar codes which represent the numeric information on the label. It will allow us to take advantage of the latest technology available to process your return.

School district code	County	
Your name		
Spouse's name		
Number and street		
City	State	ZIP code

Also, on the label is a single letter that indicates the form you filed last year.

- If your name or your spouse's name or your address is wrong, cross it out and make the corrections directly on the label. Space for each name on the label is limited to 36 characters. Do not correct the label if it is correct except for some missing final characters.
- If any other information is incorrect or missing - or if you do not have a peel-off label - enter the correct information in the white spaces and boxes.

Please keep your name and address entries within the spaces provided. For example, your first name and middle initial should not go past the vertical line separating them from your last name, and your last name should start to the right of the vertical line. Similarly, your mailing address, ZIP code, etc., should be kept within the boxes provided.

Do not enter information in the white spaces of the address, the county of residence, the school district name or school district code number boxes if all the information on the peel-off label is correct.

Social security numbers — New for 2000

You must enter your social security number(s) in the boxes to the right of the peel-off label. Be sure your social security numbers are in the same order as your names.

School district name and code number —

If your public school district code number is missing or incorrect:

- Enter the correct code number in the three boxes at the top of your return. Also enter in the white space above the code number the name of your public school district. This is the district where you were a resident on December 31, 2000. School districts and code numbers are on pages 73 through 76 of these instructions. If you do not know the name of your school district, contact your nearest public school.

- You must enter your school district name and code number even if you were absent from the school district temporarily, if the school your children attended was not in your school district, or if you had no children attending school. **School aid may be affected if the school district name or code number is not correct.**

Permanent home address —

You must provide your permanent home address if you use your post office box number on your return.

Enter your permanent home address within New York State on December 31, 2000, if it is not the same as the address on your peel-off label.

We ask for your permanent home address to verify your school district name and code number, which are used in figuring state aid to local school districts.

Your permanent home address is the address of the dwelling place in New York State where you actually live, whether you or your spouse own or rent it. A summer or vacation home is not your permanent home.

Your permanent home address is not always the same as the mailing address that is entered on your income tax return. For example, you may use a post office box number for your mailing address; this is not your permanent home address.

- If you use a paid preparer and you use the preparer's address as your mailing address, enter the address of your permanent home in the space provided.
- If you are a permanent resident of a nursing home, enter the nursing home address as your permanent home address.
- If you are in the armed forces and your permanent home was in New York State when you entered the military, enter your New York permanent home address regardless of where you are stationed.
- If you are married and maintain separate New York State residences and are filing separate New York State returns, enter as your permanent home address the address of your own residence.
- If you moved after December 31, 2000, enter your permanent home address as of December 31, 2000, **not** your current home address.

Death of taxpayer —

If a taxpayer is deceased, enter the decedent's first name and also enter the date of death in the boxes provided.

If you do not have a peel-off label —

Enter all of the following information in the white spaces and boxes at the top of the front page of your return.

- name (first name first, middle initial, and last name last) and address (both names if filing a joint return).
- social security number(s).
- New York State county of residence on December 31, 2000.

If you live in New York City, use the following county names:

Borough you live in	use county
Manhattan	New York
Brooklyn	Kings
Bronx	Bronx
Queens	Queens
Staten Island	Richmond

- school district name and code number.
- permanent home address (if different from your mailing addresses, or if you are using a PO box).
- the decedent's first name and date of death.

Make sure you receive your refund —

Every year about 40,000 refund checks are returned to the Tax Department, largely because of mailing address problems. Many of these checks eventually reach their owners after this delay, but many others never do, despite our best efforts.

You can receive your refund check without delay. Please remember these important points:

- We mail the refund to the address shown on the return.
- Don't assume that we already have your correct address. Check it.
- Use the label supplied with the return whenever possible. Make any corrections directly on the label; see *Peel-off label* above for details.
- Make sure the address is **complete** — include *c/o* if necessary, and P.O. Box and apartment numbers, if any.
- If you're moving, notify the U.S. Postal Service of the new address.
- If you use a computer, make sure your software is printing your address properly.
- Make sure everything is legible.
- If someone else is preparing your return, make sure they have your correct address.

Step 6

Sign and date your return at the bottom on the back page.

You must sign and date your original return. If you are married and filing a joint return, you must both sign it. **Your return cannot be processed if you do not sign it.**

Enter your daytime telephone number including the area code. This voluntary entry will enable the Tax Department to correct minor errors or omissions by calling you rather than writing or sending back your return. **You are not required to give your telephone number.**

If the return is for someone who died and there is no surviving spouse to sign it, the name and address of the person signing it must be printed or typed below the signature.

You should keep a copy of your original return and attachments in a safe place in case you need to refer to them at a later date. If someone prepares your return for you, be sure to get a copy for your records.

A paid preparer must also sign your return.

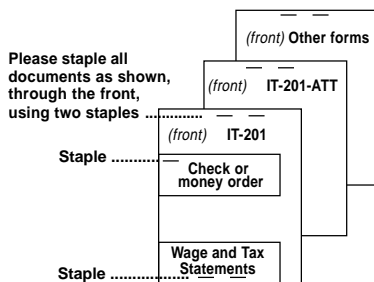
If you pay someone to prepare your return, the paid preparer must also sign it and fill in the other blanks in the paid preparer's area of your return. A person who prepares your return and does not charge you should not fill in the paid preparer's area.

Note to paid preparers – When signing a taxpayer's New York State income tax return, you must enter the same identification number that you used on the taxpayer's federal income tax return, either your social security number or your federal preparer tax identification number (PTIN). If you did not prepare a federal income tax return for the taxpayer, you must use your PTIN if you have one; otherwise, use your social security number.

Step 7**Return assembly**

Illustrated below is the correct way to assemble your return and the various attachments for the most efficient handling. You can help ensure that your return (and your refund, if you are entitled to one) is processed as quickly as possible by taking a few moments to assemble your forms as shown.

- **Staple** wage and tax statements to the front bottom of your return.
- **Staple** payments, if any, to the front of your return where indicated.
- **Staple** any other forms and correspondence behind your Form IT-201, face up.

**Step 8****Checklist**

Before you mail your return, a quick check will help you avoid common errors that may delay your return. **Did you:**

- attach your peel-off label?** If you do not have a label, did you enter your name(s), address and social security number(s), county of residence, school district name and school district code number in the white spaces and boxes at the top of your return?
- enter your social security number(s) in the boxes to the right of your peel-off label?**
- enter your permanent home address** (if different from your mailing address)?
- mark an "X" in your filing status box?**
- mark an "X" in the Yes or No box at items B and C of Form IT-201?**
- mark an "X" in the box at item (D) on the front of Form IT-201 if you do not need a tax packet mailed to you for next year?**
- mark an "X" in the Yes or No box(es) at item (E) if you entered an amount on line 59?**
- mark an "X" in the Standard or Itemized deduction box on line 32 of Form IT-201?**
- attach Form IT-201-ATT if you elected to claim the New York itemized deduction on line 32 of Form IT-201, or if you are claiming other New York State, New York City or Yonkers credits, or if you are subject to other New York State or New York City taxes?**
- enter your dependent exemption amount on line 34 of Form IT-201?**
- use the correct tax table(s) and column(s)?**
- claim any credit(s) that you may qualify for and attach a copy of the credit form?**
- mark an "X" in the Yes or No box on line 71 of Form IT-201 if you used a paid preparer to complete your return?**
- sign your return** (both husband and wife must sign a joint return)?
- staple your wage and tax statement(s), Form IT-2102 (Copy 1) or federal Form W-2 (Copy 2), to the front bottom of your return?**
- make your check or money order payable to New York State Income Tax for the full amount you owe?**
- write your social security number and 2000 Income Tax on your check or money order?**

Step 9**Use the preaddressed mailing envelope**

To speed your refund, use the preaddressed envelope that came with your tax packet. If you are claiming a refund, mark an "X" in the box on the front of the envelope. If you do not have a preaddressed envelope, address your envelope —

For refund returns:

STATE PROCESSING CENTER — REFUND '00
PO BOX 61000
ALBANY NY 12261-0001

For all other returns:

STATE PROCESSING CENTER
PO BOX 61000
ALBANY NY 12261-0001

Private delivery services

If you choose, you may use a private delivery service, instead of the U.S. Postal Service, to file your return. However, if, at a later date, you need to establish the date you filed your return, you cannot use the date recorded by a private delivery service **unless** you used a delivery service that has been designated by the U.S. Secretary of the Treasury or the Commissioner of Taxation and Finance. If you have used a designated private delivery service and need to establish the date of delivery, contact that private delivery service for instructions on how to obtain written proof of the date of delivery. If you use **any** private delivery service, whether it is a designated service or not, address your return to: **State Processing Center, 431C Broadway, Albany NY 12204-4836.**

The current designated private delivery services are:

1. Airborne Express (Airborne):
Overnight Air Express Service
Next Afternoon Service
Second Day Service
2. DHL Worldwide Express (DHL):
DHL Same Day Service
DHL USA Overnight
3. Federal Express (FedEx):
FedEx Priority Overnight
FedEx Standard Overnight
FedEx 2 Day
4. United Parcel Service (UPS):
UPS Next Day Air
UPS Next Day Air Saver
UPS 2nd Day Air
UPS 2nd Day Air A.M.

Instructions for Form IT-201-ATT, Itemized Deduction, and Other Taxes and Tax Credits

Purpose of Form IT-201-ATT — If you elect to claim the New York itemized deduction, or if you are subject to other New York State or New York City taxes, or if you are claiming other New York State, New York City, or Yonkers credits, fill in Form IT-201-ATT and attach it to your return. If you need more forms or schedules, see *Need help?* on the back cover.

Be sure to carefully enter your money amounts in the boxes on lines 1 through 72. See *Filing in your tax return* on page 15 for more information.

Part I — New York State itemized deduction

If you itemized your deductions on federal Form 1040, fill in lines 1 through 14. Compare the line 14 amount to your allowable standard deduction amount from the *Standard deduction table* on page 25 of these instructions and enter the larger amount on line 32 of your Form IT-201.

If you completed the *Worksheet for figuring which deduction is larger* on page 8 of these instructions and you take the New York standard deduction, skip lines 1 through 14 of Form IT-201-ATT.

Lines 1 through 8

Enter on each line the total of each group of itemized deductions (medical and dental, taxes you paid, job expenses, etc.) and total itemized deductions exactly as you reported them on your federal *Schedule A — Itemized Deductions* (Form 1040).

If your federal adjusted gross income is more than \$128,950 (more than \$64,475 if married filing separately), you may not have been able to deduct all your federal itemized deductions. **For those taxpayers with income above this amount, the total of Form IT-201-ATT, lines 1 through 7, in most instances will not equal the amount on line 8.** The difference represents itemized deductions disallowed for federal purposes.

Line 9

State, local, and foreign income taxes and other subtraction adjustments

If your Form IT-201, line 18 amount is:

- \$128,950 or less** (\$64,475 or less if you are married filing separately), and you itemized your deductions on your federal return, enter the amount of state, local and foreign income taxes included on line 2 of Form IT-201-ATT and any other subtraction adjustments (from itemized deductions), A through E, listed below.
- more than \$128,950** (more than \$64,475 if you are married filing separately), and you itemized your deductions on your federal return, complete **Worksheet 1** and **Worksheet 2** below.



Worksheet 1 Long-term care adjustment

1. Amount of long-term care premiums included on federal Schedule A, line 1	1.	_____
2. Amount from federal Schedule A, line 1	2.	_____
3. Divide line 1 by line 2 and carry the result to four decimal places	3.	_____
4. Amount from federal Schedule A, line 4	4.	_____
5. Multiply line 4 by line 3	5.	<input type="text"/>

If Form IT-201, line 18 is:

- \$128,950 or less** (\$64,475 or less if you are married filing separately), also include the line 5 amount in the total for Form IT-201-ATT, line 9; or
- more than \$128,950** (more than \$64,475 if you are married filing separately), also enter the line 5 amount on **Worksheet 2**, line 10, below.



Worksheet 2 Subtraction adjustment limitation

1. Enter amount from federal itemized deduction worksheet, line 9, in the federal Form 1040 instructions for Schedule A, line 28	1.	_____
2. Enter amount from federal itemized deduction worksheet, line 3	2.	_____
3. Divide line 1 by line 2 and carry the result to four decimal places	3.	<input type="text"/>
4. Amount of state, local and foreign income taxes from federal Schedule A, lines 5 and 8	4.	_____
5. Amount of subtraction adjustments (from itemized deductions) A and B listed on this page that are included in total federal itemized deductions from federal Schedule A, line 28, before any federal disallowance. Also include that portion of the deductions under subtraction adjustment D that is included in lines 18, 26, and 27 of federal Schedule A (e.g., contributions)	5.	_____
6. Add line 4 and line 5	6.	<input type="text"/>
7. Multiply line 6 by line 3	7.	_____
8. Subtract line 7 from line 6	8.	_____
9. Enter other subtraction adjustments to itemized deductions C and D listed on this page, excluding that portion of D included in line 5 above	9.	_____
10. Enter the amount from Worksheet 1 , line 5, above ...	10.	_____
11. Add lines 8, 9, and 10. Enter the total on Form IT-201-ATT, line 9	11.	<input type="text"/>

Other subtraction adjustments from itemized deductions

On a separate sheet marked **Form IT-201-ATT, line 9 — other subtraction adjustments**, identify by item letter (from the list of subtractions below) other subtraction adjustments that apply to you. Show the amount of each and attach this sheet to your return. Total all your subtractions and include that amount in the total for line 9.

- A** Ordinary and necessary expenses paid or incurred in connection with income, or property held for the production of income, which is exempt from New York income tax but only to the extent deducted in figuring your federal taxable income.
- B** Amortization of bond premium attributable to 2000 on any bond whose interest income is exempt from New York income tax, but only to the extent deducted in figuring your federal taxable income.
- C** Interest expense on money borrowed to purchase or carry bonds or securities whose interest is exempt from New York income tax.
- D** If you are a shareholder of a federal S corporation that could elect but did not elect to be a New York S corporation, any S corporation deductions included in your federal itemized deductions. If an S corporation short year is involved, you must allocate those deductions.
- E** Premiums paid for long-term care insurance to the extent deducted in determining federal taxable income. See subtraction S-24 on page 24 and then complete **Worksheet 1** on this page.

Partners — Include on line 9 the subtractions described above that apply to your share of partnership deduction items (if not included in your New York subtractions on the front page of Form IT-201). Determine your share of partnership items from Form IT-204, *Partnership Return*.

S corporation shareholders — If you are a shareholder of a federal S corporation for which the election to treat the corporation as a New York S corporation was in effect for the tax year, or if you were not eligible to make the election to treat your corporation as a New York S corporation because the corporation is not subject to Article 9-A, general business corporation franchise tax, or Article 32, banking corporation franchise tax, include on line 9 subtractions A, B, C, and E described above that apply to your pro rata share of S corporation items of income, loss or deduction. If the election to be a New York S corporation terminated during the tax year, you must allocate those items. Obtain your share of S corporation items from the S corporation.

If you are a shareholder of a federal S corporation that could elect but did not elect to be a New York S corporation, include subtraction D only.

Line 10

Subtract line 9 from line 8 and enter the result.

If you made no entry on line 9, enter the amount from line 8 on line 10.

Line 11

Addition adjustments for itemized deductions

On a separate sheet marked **Form IT-201-ATT, Line 11 - Addition Adjustments to Itemized Deductions**, identify by item letter (from the list of additions below) addition adjustments that apply to you. Show the amount of each and attach this sheet to your return. Total all your additions and include that amount in the total for line 11.

F Interest expense on money borrowed to purchase or carry bonds or securities whose interest is subject to New York income tax, but exempt from federal income tax, if this interest expense was not deducted on your federal return or shown as a New York subtraction on the front page of your state return.

G Ordinary and necessary expenses paid or incurred during 2000 in connection with income, or property held for the production of income, which is subject to New York income tax but exempt from federal income tax, if these expenses were not deducted on your federal return or shown as a New York subtraction on the front page of your state return.

H Amortization of bond premium attributable to 2000 on any bond whose interest income is subject to New York income tax, but exempt from federal income tax, if this amortization was not deducted on your federal return or shown as a New York subtraction on the front page of your state return.

Partners — Include on line 11 the additions described above that apply to your share of partnership deduction items (if not included in your New York additions on the front page of Form IT-201). Determine your share of partnership items from Form IT-204, *Partnership Return*.

S corporation shareholders — If you are a shareholder of a federal S corporation for which the election to treat the corporation as a New York S corporation was in effect for the tax year, or if you were not eligible to make the election to treat your corporation as a New York S corporation because the corporation is not subject to Article 9-A, general business corporation franchise tax, or Article 32, banking corporation franchise tax, include on line 11 additions F through H, described above, that apply to your pro rata share of S corporation items of income, loss or deduction. If the election to be a New York S corporation terminated during the tax year, you must allocate those items. Obtain your share of S corporation items from the S corporation.

Line 12

Add lines 10 and 11 and enter the total on line 12.

If you made no entry on line 11, enter the amount from line 10 on line 12.

Line 13

Itemized deduction adjustment

Enter the amount of your itemized deduction adjustment. If Form IT-201, line 31 is:

- \$100,000 or less, leave line 13 blank.
- more than \$100,000 but not more than \$475,000, fill in **Worksheet 3** below.
- more than \$475,000 but not more than \$525,000, fill in **Worksheet 4** below.
- more than \$525,000, enter 50% (.50) of line 12 on line 13.



Worksheet 3

1. New York adjusted gross income from Form IT-201, line 31 1. _____
2. Filing status ① or ③ enter \$100,000 or filing status ④ enter \$150,000, or filing status ② or ⑤ enter \$200,000 2. _____
3. Subtract line 2 from line 1. (If line 2 is more than line 1, leave line 13 on Form IT-201-ATT blank. **Do not continue with this worksheet.**) .. 3. _____
4. Enter the lesser of line 3 or \$50,000 4. _____
5. Divide line 4 by \$50,000 and carry the result to four decimal places 5. _____
6. Enter 25% (.25) of Form IT-201-ATT, line 12 6. _____
7. Multiply line 5 by line 6... 7. _____

Transfer this amount to Form IT-201-ATT, line 13.



Worksheet 4

1. Enter the excess of New York adjusted gross income over \$475,000 (cannot exceed \$50,000) 1. _____
2. Divide line 1 by \$50,000 and carry the result to four decimal places 2. _____
3. Enter 25% (.25) of Form IT-201-ATT, line 12 .. 3. _____
4. Multiply line 2 by line 3 4. _____
5. Add lines 3 and 4 5. _____

Transfer this amount to Form IT-201-ATT, line 13.

Line 14

Subtract line 13 from line 12.

Enter the result on line 14 **and** on line 32 of your Form IT-201.

If you elect to claim the itemized deduction on your New York return, **you must attach your completed Form IT-201-ATT to your Form IT-201.**

For up-to-the-minute information on New York State tax matters, including matters that may affect your New York State personal income tax return, visit our Web site at www.tax.state.ny.us

Part II — Other New York State taxes

If you are subject to other New York State taxes as listed below, complete Part II.

Line 15

New York State tax on capital gain portion of lump-sum distributions

Enter the amount of New York State tax on the capital gain portion of your lump-sum distributions from Form IT-230. If you used federal Form 4972, Part II, to figure your federal tax on the capital gain portion of a lump-sum distribution, figure your New York State tax on Form IT-230, *Separate Tax on Lump-Sum Distributions*, Part II, and attach it to your return. For more information, see Form IT-230-I, *Instructions for Form IT-230*.

Line 16

Add-back of investment credit on early dispositions

Enter the amount of add-back of investment credit on early dispositions of investment credit property. If you dispose of property on which an investment credit has been taken, or if prior to January 1, 1987, a research and development credit was taken, or if the property ceases to be in qualified use before the end of its useful life or specified holding period ends, you must add back in the year of disposition the difference between the investment credit or research and development credit taken and the investment credit or research and development credit allowed. Fill in Form IT-212, *Investment Credit*, and attach it to your return.

Line 17

Add-back of financial services industry (FSI) investment credit on early dispositions

Enter the amount of add-back of financial services industry investment credit on early dispositions of financial services industry investment credit property. If you dispose of property on which a financial services industry investment credit had previously been taken, or if the property ceases to be in qualified use before the end of its useful life or specified holding period ends, you must add back in the year of disposition, the difference between the financial services industry investment credit taken and the financial services credit allowed. Fill in Form IT-252, *Investment Tax Credit for the Financial Services Industry*, and attach it to your return.

Line 18

Add-back of financial services industry empire zone (EZ) investment tax credit on early dispositions and add-back of financial services industry EZ employment incentive credit on early dispositions

Enter the amount of add-back of financial services industry EZ investment tax credit and financial services industry EZ employment incentive credit on early dispositions of financial services industry EZ employment incentive credit property. If you dispose of property on which a financial services industry EZ investment tax credit or financial services industry EZ employment incentive credit had previously been taken, or if the property ceases to be in qualified use before the end of its useful life or specified holding period ends, you must add back in the year of disposition

the difference between the financial services industry EZ investment tax credit and financial services industry EZ employment incentive credit taken and the credits allowed. Fill in Form DTF-605, *Claim for EZ Investment Tax Credit and EZ Employment Incentive Credit for the Financial Services Industry*, and attach it to your return.

Line 19

Add-back of EZ capital tax credit and EZ investment tax credit and EZ employment incentive credit on early dispositions

Enter the amount of add-back of empire zone capital tax credit on early dispositions of stock, a partnership interest or other ownership interest arising from the making of a qualified investment. If you sell, transfer or otherwise dispose of corporate stock, a partnership interest or other ownership interest that was the basis for the allowance of the EZ capital tax credit or where a contribution or investment is in any manner recovered by you, you must add back in the year of disposition the difference between the EZ capital tax credit taken and the EZ capital tax credit allowed. Fill in Form DTF-602 and attach it to your return.

Enter the amount of add-back of EZ investment tax credit on early dispositions of qualified property located within the empire zone. If you dispose of property on which an EZ investment tax credit has been taken or if the property ceases to be in qualified use before the end of its useful life or specified holding period ends, you must add back in the year of disposition the difference between EZ investment tax credit taken and the EZ investment tax credit allowed. Fill in Form DTF-603 and attach it to your return.

Enter the amount of add-back of EZ employment incentive credit on early dispositions of EZ employment incentive credit property. If you dispose of property in which an EZ employment incentive credit has been taken or if the property ceases to be in qualified use before the end of its useful life or specified holding period ends, you must add back in the year of disposition the difference between EZ employment incentive credit taken and the EZ employment incentive credit allowed. Fill in Form DTF-603 and attach it to your return.

Line 20

Add-back of resident credit for taxes paid to a province of Canada

Enter the amount of add-back of resident credit for taxes paid to a province of Canada from Form IT-112-R. If any part of the provincial tax that entitled you to a resident credit in a previous year is claimed as a foreign tax credit on your federal return in a succeeding year, you must add back the amount that exceeded your provincial resident tax credit in that succeeding tax year. Attach Form IT-112-R to your return.

Line 21

Add-back of farmers' school tax credit on converted property

Enter the amount of add-back of farmers' school tax credit on converted property. If your qualified agricultural property, on which a farmers' school tax credit has been taken, is converted to nonqualified use, you may be required to add back in the year of conversion the farmers' school tax credit taken on the converted property in the prior year. Fill in Form IT-217 and attach it to your return. For

more information, see Form IT-217-I, *Instructions for Form IT-217*.

Line 22

Add-back of alternative fuels credit on early dispositions

Enter the amount of add-back of alternative fuels credit on early dispositions of electric vehicles, clean-fuel vehicle property, and clean-fuel vehicle refueling property. If you dispose of property for which an alternative fuels credit has been taken, you may have to add back in the year of disposition the difference between the alternative fuels credit taken and the alternative fuels credit allowed. Fill in Form IT-253, *Alternative Fuels Credit*, and attach it to your return.

Line 23

Add-back of qualified emerging technology company (QETC) capital tax credit on early dispositions

Enter the amount of add-back of QETC capital tax credit on early dispositions of QETC capital tax credit property. If you dispose of property on which a QETC capital tax credit has been taken, or if the property ceases to be in qualified use before the end of its useful life or specified holding period, you must add back in the year of disposition the difference between the QETC capital tax credit taken and the credit allowed. Fill in Form DTF-622, *Claim for QETC Capital Tax Credit*, and attach it to your return.

Line 29

New York State separate tax on lump-sum distributions

Enter your New York State separate tax on lump-sum distributions. If you used federal Form 4972 to figure your federal tax on lump-sum distributions, figure your New York State separate tax on Form IT-230 and attach it to your return. For more information, see Form IT-230-I, *Instructions for Form IT-230*.

Line 30

Resident credit against separate tax on lump-sum distributions

Enter the amount of resident credit you are claiming against the separate tax on lump-sum distributions. If you received a distribution that is considered a lump-sum distribution for federal income tax purposes, you may qualify for a credit against the state separate tax on lump-sum distributions reported on line 29. This distribution must be from sources outside New York State and must be subject to income tax or to a separate tax by another state, by a local government of another state, by the District of Columbia, or by a province of Canada.

To claim this credit, fill in Form IT-112.1, *Resident Credit Against Separate Tax on Lump-Sum Distributions*. Attach Form IT-112.1 and a copy of the tax return filed with the other state or province of Canada to your New York State return.

Line 32

New York State minimum income tax

Enter your New York State minimum income tax. If you had New York State tax preference items totaling more than your specific deduction of \$5,000 (\$2,500 if married and filing separately), you may be subject to the state minimum income tax. The tax preference items are: depreciation (pre-1987), intangible drilling costs, section 1202 exclusion, and

New York addition for restoration of net operating loss deduction. Fill in Form IT-220 and attach it to your return. For more information, see Form IT-220-I, *Instructions for Form IT-220*.

Part III — Other city of New York taxes

If you are subject to other New York City taxes as listed below, complete Part III.

Line 34

Part-year city of New York resident tax

Enter your part-year New York City resident tax. If you were a New York City resident for only part of 2000, fill in Form IT-360.1 and attach it to your return. For more information, see Form IT-360.1-I, *Instructions for Form IT-360.1*.

Line 35

City of New York minimum income tax

Enter your New York City minimum income tax. If you are a New York City resident and you are subject to the New York State minimum income tax, you must also figure your **New York City** minimum income tax on Form IT-220 and attach it to your return. For more information, see Form IT-220-I, *Instructions for Form IT-220*.

Line 36

Full-year city of New York resident separate tax on lump-sum distributions

Enter your New York City separate tax on lump-sum distributions on line 36. If you used federal Form 4972 to figure your federal tax on lump-sum distributions, figure your New York City separate tax on Form IT-230, *Separate Tax on Lump-Sum Distributions*, and attach it to your return. For more information, see Form IT-230-I, *Instructions for Form IT-230*.

Part-year city of New York residents:

Do not make an entry on line 36. You must claim your separate tax on lump-sum distributions on Form IT-360.1, *Change of Resident Status*. For more information, see Form IT-360.1-I, *Instructions for Form IT-360.1*.

Line 37

Full-year city of New York tax on capital gain portion of lump-sum distributions

Enter the amount of city of New York tax on the capital gain portion of your lump-sum distributions from Form IT-230, *Separate Tax on Lump-Sum Distributions*. If you are a New York City resident and if you used federal Form 4972, Part II, to figure your federal tax on the capital gain portion of a lump-sum distributions, figure your city of New York tax on Form IT-230, Part II, and attach it to your return. For more information, see Form IT-230-I, *Instructions for Form IT-230*.

Part IV — Other tax credits

Section A — New York State nonrefundable/non-carryover credits

Line 39

Resident credit

Enter the amount of resident credit from Form IT-112-R, *Resident Tax Credit*, line 28 and/or 49. If your income was from sources outside New York State and you paid income taxes to another state, to a local government of another state, to the District of Columbia or to a province of Canada, you may qualify for a tax credit against your New York State tax (section 620 of the Tax Law). Attach Form IT-112-R and a copy of the tax return filed with the other state, or province of Canada, to your New York State return. For more information, see Form IT-112-R.

Line 40

Accumulation distribution credit

Enter the amount of New York State accumulation distribution credit. If you are a beneficiary of a trust who received an accumulation distribution, you may be allowed a credit for New York State income taxes paid by the trust (section 621 of the Tax Law). Attach a schedule showing how you figured your credit.

Section B — New York State nonrefundable/carryover credits

Note: The credits reported in this section are credits which reduce your tax and, if the amount of the credit exceeds your tax, the excess may be carried over to a future year (or years). If you are claiming an original credit or a carryover of a credit listed in this section, be sure to complete the appropriate credit form and attach it to your return.

If the amount of the credits reported on lines 41 through 54 of Section B exceeds the sum of the taxes shown on line 38 of Form IT-201 and line 24 of Form IT-201-ATT, reduced by the credits reported in Section A of Form IT-201-ATT, you may have a credit carryover to 2001. If you have an excess credit and you are claiming more than one credit in Section B, you may apply the credits against the amount determined above in any manner you wish in order to determine the excess. However, it will be to your advantage to apply carryover credits with limited carryover periods first. For information on credits and carryovers, see Publication 99, *General Information on New York State and New York City Income Tax Credits*.

Line 41

Solar electric generating equipment credit

Enter the amount of solar electric generating equipment expenditures credit from Form IT-255, *Solar Electric Generating Equipment Credit*, line 13. You can claim the solar electric generating equipment expenditures credit based on the cost of purchasing and installing a system that generates solar electric energy for residential use. The equipment must be located and used at the taxpayer's principal residence in New York State. Attach a copy of Form IT-255 to your return. For more information see the instructions for Form IT-255.

Line 42

Investment credit

Enter the amount of investment credit from Form IT-212, *Investment Credit*, and (if applicable) Form IT-212-ATT, *Historic Barn Rehabilitation Credit and Employment Incentive Credit*. You can claim an investment credit if you have tangible property located in New York State which you use 1) to produce goods by manufacturing, processing, mining, agriculture or similar activities; 2) for research and development purposes, pollution control purposes, waste treatment purposes; 3) in your business that is a retail enterprise and you have qualified rehabilitation expenditures on property located in New York State; or 4) to claim the historic barn credit on Form IT-212-ATT because you have qualifying rehabilitation expenditures paid or incurred to restore a historic barn located in New York State (section 606(a) of the Tax Law). In addition, if you placed property in service after January 1, 1997, that qualified for the investment tax credit, you may qualify for the employment incentive credit. The employment incentive credit may be claimed for up to three years following the year the original investment credit was claimed. Attach Form IT-212 and, if applicable, Form IT-212-ATT to your return. For more information, see Form IT-212-I, *Instructions for Form IT-212*, and Form IT-212-ATT-I, *Instructions for Form IT-212-ATT*.

Line 43

Financial services industry investment credit

Enter the amount of financial services industry investment credit from Form IT-252, *Investment Tax Credit for the Financial Services Industry*. You can claim a financial services industry investment credit if you have tangible property located in New York State which you use 1) in connection with the purchase or sale of stocks, bonds or other securities as a broker or dealer, or 2) in your trade or business to provide investment advisory services for a regulated investment company, or lending loan arrangement or loan origination services to customers relating to the purchase or sale of securities. Attach Form IT-252 to your return. For more information, see Form IT-252-I, *Instructions for Form IT-252*.

Lines 44 through 48 identify credits available for empire zones (EZ) and zone equivalent areas (ZEA). In order to claim one of these credits, a taxpayer must be certified under Article 18-B of the General Municipal Law during the year the property was placed in service.

Line 44

EZ investment tax credit and EZ employment incentive credit

Enter the amount of EZ investment tax credit and/or EZ employment incentive credit from Form DTF-603, *Claim for EZ Investment Tax Credit and EZ Employment Incentive Credit*. The EZ investment tax credit is 8% of the cost (or other federal basis) of qualified property which was acquired, constructed, reconstructed or erected in an empire zone after its date of designation and prior to its date of expiration as an empire zone. If you acquired, constructed, reconstructed or erected property for which an EZ regular investment tax credit is allowed, an EZ employment incentive credit may be allowed for each of the three years following the year for which the original EZ regular investment tax credit was allowed. However, the credit is allowed only for those years during which the taxpayer's average number of employees (except general executive officers) in the EZ is at least 101% of the average number of employees in the EZ during the taxable year immediately preceding the tax year for which the original EZ investment tax credit was allowed. Attach Form DTF-603 to your return. For more information see Form DTF-603-I, *Instructions for Form DTF-603*.

Line 45

Financial services industry (FSI) EZ investment tax credit and EZ employment incentive credit

Enter the amount of financial services industry EZ investment tax credit and financial services EZ employment incentive credit from Form DTF-605, *EZ Investment Credit for the Financial Services Industry*. You can claim a financial services industry EZ investment tax credit if you acquired, constructed, reconstructed or erected property in an empire zone which you use 1) in connection with the purchase or sales of stocks, bonds or other securities as a broker or dealer or 2) in your trade or business to provide investment advisory services for a regulated investment company, or lending loan arrangement or loan origination services to customers relating to the purchase or sale of securities. You may be eligible to claim a financial services industry EZ employment incentive credit if you acquired, constructed, reconstructed or erected property for which a financial services industry EZ regular investment tax credit is allowed. The financial services industry EZ employment incentive credit may be allowed for each of the three years following the year for which the original financial services industry EZ regular investment tax credit was allowed. Attach Form DTF-605 to your return. For more information, see Form DTF-605-I, *Instructions for Form DTF-605*.

Line 46

EZ wage tax credit

Enter the amount of EZ wage tax credit from Form DTF-601. The computation of the wage tax credit in an empire zone is limited to ten consecutive taxable years beginning with the first year that empire zone wages are paid. The credit may only be claimed up to four years following the taxable year in which the designation of the empire zone expired (section 606(k) of the Tax Law). Attach Form DTF-601 to your return. For more information see Form DTF-601-I, *Instructions for Form DTF-601*.

Line 47

ZEA wage tax credit

Enter the amount of ZEA wage tax credit from Form DTF-601.1. The computation of the wage tax credit in a zone equivalent area is limited to two consecutive taxable years beginning with the first year that empire zone wages are paid. The credit must be claimed during the five-year period immediately following the date of designation as a zone equivalent area (section 606(k) of the Tax Law). Attach Form DTF-601.1 to your return. For more information see Form DTF-601.1-I, *Instructions for Form DTF-601.1*.

Line 48

EZ capital tax credit

Enter the amount of EZ capital tax credit from Form DTF-602. The EZ capital tax credit is allowed for qualified investments or contributions to an empire zone capital corporation, qualified investments in certified zone businesses and contributions of money to certain community development projects from one or more empire zone capital corporations established pursuant to section 964 of the General Municipal Law (section 606(l) of the Tax Law). Attach Form DTF-602 to your return. For more information see Form DTF-602-I, *Instructions for Form DTF-602*.

Line 49

QETC employment credit

Enter the amount of QETC employment credit from Form DTF-621. The QETC employment credit is \$1,000 per full-time employee that a qualified emerging technology company employs in excess of 100% of the company's base-year employment. Generally, base-year employment means the average number of individuals employed full time by the taxpayer in this state during the three taxable years immediately preceding the first taxable year in which the credit is claimed. For more information see Form DTF-621-I, *Instructions for Form DTF-621*.

Line 50

QETC capital tax credit

Enter the amount of QETC capital tax credit from Form DTF-622. The QETC capital tax credit is 10% of investments in QETC companies held for four years from the close of the tax year, and 20% for investments held for nine years. The credit is claimed in the year the investment is initially made. The total credit allowable for all years may not exceed \$150,000 for the four-year investments, and \$300,000 for the nine-year investments. For more information see Form DTF-621-I, *Instructions for Form DTF-621*.

Line 51

Special additional mortgage recording tax credit carryover

This credit is no longer allowed. However, any unused credit from a prior year in which the credit was allowed can be carried over. Include on line 51 your special additional mortgage recording tax credit carryover for 2000. Attach a schedule showing how you figured your credit carryover.

See additions A-4 and A-5 on page 18 of these instructions.

Line 52

Solar and wind energy credit carryover

Enter the amount of solar and wind energy credit carryover. 1985 was the last year that this credit could be claimed. Section 606(g)(6) provides that any unused credit can be carried over to the following year or years. Taxpayers carrying over any unused credit from 1999 to 2000 must attach a schedule showing how the carryover was figured.

Line 53

Employment of persons with disabilities credit

Enter the amount of employment of persons with disabilities credit, from Form IT-251, *Credit for Employment of Persons with Disabilities*, line 16. This credit is available to employers who employ persons with disabilities. The credit amount per employee can be up to \$2,100. The credit is also available to partners of partnerships, shareholders of New York S corporations, and beneficiaries of estates and trusts. Attach a copy of Form IT-251 to your return. For more information, see Form IT-251-I, *Instructions for Form IT-251*.

Line 54

Alternative fuels credit

Enter the amount of alternative fuels credit from Form IT-253, *Alternative Fuels Credit*. You can claim the alternative fuels credit for electric vehicles, clean-fuel vehicle property, and clean-fuel vehicle refueling property placed in service during the tax year. The alternative fuels credit is applicable to property placed in service in a tax year beginning after 1997 and before 2003. Attach a copy of Form IT-253 to your return. For more information, see Form IT-253-I, *Instructions for Form IT-253*.

Section C — City of New York nonrefundable/non-carryover credits

Line 56

Full-year city of New York resident UBT (unincorporated business tax) credit

Enter on line 56 your credit for city of New York unincorporated business tax paid. To claim this credit, fill in Form IT-219, *Credit for City of New York Unincorporated Business Tax*. You can claim this credit if:

- You were the owner of a business located in the city of New York that filed Form NYC-202 and paid unincorporated business tax; **or**

- You were a partner in a partnership that operated a business located in the city of New York that filed Form NYC-204 and paid unincorporated business tax.

Attach Form IT-219 to your return. For more information, see IT-219-I, *Instructions for Form IT-219*.

Part-year city of New York residents:
Do not make an entry on line 56. You must claim your credit on Form IT-360.1, *Change of City Resident Status*. For more information, see the instructions for Form IT-360.1, and for Form IT-219, *Credit for City of New York Unincorporated Business Tax*.

Line 57

City of New York accumulation distribution credit

Enter your full-year city of New York accumulation distribution credit using Worksheet A, *Accumulation Distribution Credit*, below. If you are a beneficiary of a trust and received an accumulation distribution from the trust, you may be allowed a credit for the city of New York income taxes paid by the trust (section 1310 of the Tax Law). Attach a schedule showing how you figured your full-year city of New York accumulation distribution credit.

Worksheet A	
Accumulation distribution credit	
1. Enter amount from Form IT-201, line 45	1. _____
2. Enter amount from Form IT-201-ATT, line 37	2. _____
3. Add line 1 and 2	3. _____
4. Enter city of New York accumulation credit	4. _____
5. Enter the smaller of line 3 or line 4 here and on Form IT-201-ATT, line 57. This is your allowable accumulation distribution credit	5. <input style="width: 50px; height: 20px;" type="text"/>

Section D — Refundable New York State, city of New York, and Yonkers credits

Line 59

Farmers' school tax credit

Enter the amount of farmers' school tax credit from Form IT-217, *Claim for Farmers' School Tax Credit*, line 19. The credit is allowed only for school taxes you paid on land, structures, and buildings owned by you that are located in New York State and used or occupied for agricultural production. An eligible farmer may be an individual or a married couple. Also, you may be entitled to the credit if you are a partner in a partnership, a shareholder of a New York S corporation, or a beneficiary of an estate or trust that owns property used in agricultural production. Attach Form IT-217 to your return. For more information, see Form IT-217-I, *Instructions for Form IT-217*.

Line 60

Investment credit for new businesses

Enter the amount of investment credit for new businesses. If your new business qualifies,

you can claim a refund for the amount of your current year's unused investment credit instead of carrying it over to next year. Attach Form IT-212 to your return. For more information, see Form IT-212-I, *Instructions for Form IT-212*.

Line 61

Financial services industry investment credit for new businesses

Enter the amount of financial services industry investment credit for new businesses. If your new business qualifies, you can claim a refund for the amount of your current year's unused financial services industry investment credit instead of carrying it over to next year. Attach Form IT-252, *Investment Tax Credit for the Financial Services Industry*, to your return. For more information, see Form IT-252-I, *Instructions for Form IT-252*.

Line 62

EZ investment tax credit and EZ employment incentive credit for new businesses

Enter the amount of EZ investment tax credit and EZ employment incentive credit for new businesses. If your new business qualifies, you can claim a refund for the amount of your current year's unused EZ investment tax credit and EZ employment incentive credit instead of carrying it over to next year. Attach Form DTF-603 to your return. For more information, see Form DTF-603-I, *Instructions for Form DTF-603*.

Line 63

Financial services industry EZ investment tax credit and EZ employment incentive credit for new businesses

Enter the amount of financial services industry EZ investment tax credit and EZ employment incentive credit for new businesses. If your new business qualifies, you can claim a refund for the amount of your current year's unused financial services industry EZ investment tax credit and EZ employment incentive credit instead of carrying it over to next year. Attach Form DTF-605 to your return. For more information, see Form DTF-605-I, *Instructions for Form DTF-605*.

Line 64

EZ wage tax credit for new businesses

Enter the amount of EZ wage tax credit for new businesses. If your new business qualifies, you can claim a refund for the amount of your current year's unused EZ wage tax credit instead of carrying it over to the next year. Attach Form DTF-601 to your return. For more information, see Form DTF-601-I, *Instructions for Form DTF-601*.

Line 65

ZEA wage tax credit for new businesses

Enter the amount of ZEA wage tax credit for new businesses. If your new business qualifies, you can claim a refund for the amount of your current year's unused ZEA

wage tax credit instead of carrying it over to next year. Attach Form DTF-601.1 to your return. For more information, see Form DTF-601.1-I, *Instructions for Form DTF-601.1*.

Line 66

QETC employment credit for new businesses

Enter the amount of QETC employment credit for new businesses. If your new business qualifies, you can claim a refund for the amount of your current year's unused QETC employment credit instead of carrying it over to the next year. Attach Form DTF-621 to your return. For more information, see Form DTF-621-I, *Instructions for Form DTF-621*.

Line 67

Industrial or manufacturing business (IMB) credit for energy taxes

Enter the amount of IMB credit for energy taxes. This credit is available for taxes that were either paid by, or passed through to, the IMB, only in regard to gas, electricity, steam, water or refrigeration, or gas, electric, steam, water or refrigeration services, consumed or used by the IMB in New York State. An IMB is a business that is (1) principally engaged in manufacturing, processing, assembling, mining, extracting, farming, agriculture, horticulture, floriculture, viticulture, commercial fishing or research and development; or (2) is an industrial waste treatment facility, or an air pollution control facility; or (3) is engaged in any combination of the above activities. Attach DTF-623 to your return. For more information, see Form DTF-623-I, *Instructions for Form DTF-623*.

Claim of right credit

Line 69

New York State claim of right credit

Enter the amount of the New York State claim of right credit from Form IT-257, *Claim of Right Credit*, line 6. The credit is allowed for prior year taxes paid under a claim of right because it appeared that you had an unrestricted right to receive it, the receipt of which is subsequently determined to be erroneous and therefore has to be repaid. Attach Form IT-257 to your return. For more information, see the instructions for Form IT-257.

Line 70

City of New York claim of right credit

Enter the amount of city of New York claim of right credit from Form IT-257, *Claim of Right Credit*, line 9 or 12, or the total of both lines. Attach Form IT-257 to your return. For more information, see the instructions for Form IT-257.

Line 71

City of Yonkers claim of right credit

Enter the amount of the city of Yonkers claim of right credit from Form IT-257, *Claim of Right Credit*, line 15 or 18, or the total of both lines. Attach Form IT-257 to your return. For more information, see the instructions for Form IT-257.

Line Instructions for Form IT-200

Steps for preparing your return

TIP Prepare your federal return first; much of the information on your New York State return will be the same. If you filed using Telefile, report the information on Form IT-200 that you would have reported if you had filed your federal return on paper. In many cases when New York State and federal tax laws are similar, the New York instructions do not repeat all the requirements but, instead, explain the differences.

Step 1 — Get all forms and publications you need.

If you need any forms or publications, see *Need help?* on the back cover.

Step 2 — Get your tax records together.

If you received a salary or wages, get all your 2000 wage and tax statements together.

These can be either New York Form IT-2102 or federal Form W-2. Only your employer can issue or correct these forms. If you have not received your wage and tax statements by February 15, or if the form you received is incorrect, contact your employer.

If you plan to take the real property tax credit, get all the supporting information and records you will need.

Step 3 — Fill in your return.

Fill in your return using the line instructions for Form IT-200 that begin on this page. Then continue with Step 4 on page 34.

All information on your return, except for your present address, must be for the calendar year January 1 through December 31, 2000.

Make your entries in the white areas of Form IT-200.

Be sure to carefully enter your money amounts in the boxes on lines 1 through 43. See *Filling in your tax return* on page 15 for more information.

Name and address box, and social security numbers

Do not attach your label or write in the name and address box, or enter your social security number(s), until you have completed and checked your return.

New for 2000 — You (and, if married, your spouse, whether filing a joint return or married filing separately) must enter your social security number in the boxes in the top right corner on the front of your Form IT-200.

Step 5 on page 34 of these instructions will tell you how to complete this section of your return.

After you have completed and checked your return be sure to use your preprinted mailing label; if you do not, it may cause a delay in processing your return and your refund, if you are entitled to one.

Deceased taxpayers

Enter the name of the deceased taxpayer and, in the boxes provided, list the date of death in month, day, and last 2 digits of year order.

Item A

Filing status (see page 15)

Item B

Did you itemize your deductions on your 2000 federal return?

If you itemized your deductions on your 2000 federal income tax return, check the *Yes* box. If you claimed the standard deduction on your federal return, check the *No* box.

Item C

City of New York residents only

(1) Were you 65 or older on Jan. 1, 2001? — If you were 65 or older, check the *Yes* box. If not, check the *No* box.

(2) Was your spouse 65 or older on Jan. 1, 2001? — If you were married and marked an **X**

in box 2 of **Item A** (Married filing joint return) and your spouse was 65 or older, check the *Yes* box. If your spouse was not 65 or older, check the *No* box.

We need this information to help verify your New York City school tax credit.

Tax computation

Simplified instructions for resident taxpayers who do not have to file a federal return but may have to file a New York State return.

Even if you did not have to file a federal return, you do have to file a New York State return if:

your federal filing status would have been:

and you had federal adjusted gross income (plus New York additions)* of more than:

single, and you can be claimed as a dependent on another taxpayer's federal return **\$3,000**

single, and you cannot be claimed as a dependent on another taxpayer's federal return **or**
 married filing joint return **or**
 married filing separate return **or**
 head of household **or**
 qualifying widow(er) **\$4,000**

*(New York additions are explained on pages 17 through 20 of these instructions.)

If your income consists only of wages, salaries, tips, interest, dividends and unemployment compensation, you may qualify for simplified filing. To see if you qualify, answer the following questions:

	Yes	No
Are you required to file a federal return?	<input type="checkbox"/>	<input type="checkbox"/>
Did you have New York State, New York City, or Yonkers tax withheld from your wages?	<input type="checkbox"/>	<input type="checkbox"/>
Are you claiming the earned income tax credit?	<input type="checkbox"/>	<input type="checkbox"/>
Are you claiming the child and dependent care credit?	<input type="checkbox"/>	<input type="checkbox"/>
Does your income consist only of wages, salaries, tips, interest, dividends and unemployment compensation?	<input type="checkbox"/>	<input type="checkbox"/>

If you checked a **shaded box, stop**; you do not qualify for this simplified filing method. You must file Form IT-100, Form IT-200, or Form IT-201 in its entirety. If you did **not** check any shaded box, continue with the worksheet below.

Worksheet

	Amount	Enter on Form IT-200, line #
Wages, salaries, tips, etc.	\$ _____	1
Taxable interest income	_____	2
Ordinary dividends	_____	3
Unemployment compensation	_____	5
Total. This is your federal adjusted gross income	_____	8
Enter from the table below the standard deduction amount that applies to your filing status	_____	

Filing status	Standard deduction amount
Single (and can be claimed as a dependent on another taxpayer's return)	\$ 3,000
Single (and cannot be claimed as a dependent on another taxpayer's return)	7,500
Married filing joint return	13,000
Married filing separate return	6,500
Head of household	10,500
Qualifying widow(er) with dependent child	13,000

If your federal adjusted gross income (plus New York additions*) is less than your standard deduction amount, all you have to do is enter the amounts from the above worksheet on the corresponding lines of your Form IT-200, sign the return, and mail it. You do not owe any New York State tax.

If you are a city of New York resident and cannot be claimed as a dependent on another taxpayer's federal return, we will compute your city of New York school tax credit and send you a refund.

If your federal adjusted gross income (plus New York additions*) is more than your standard deduction amount, you must complete Form IT-100, IT-200, or Form IT-201 in its entirety.

*(New York additions are explained on pages 18 through 20 of these instructions.)

If you filed your federal return by telephone, report the same information on Form IT-200 that you would have reported if you had filed your federal return on paper.

If you are a full-year New York State resident and your income consists of wages, salaries, tips, interest income, dividends, taxable refunds, credits, or offsets of state and local income taxes or unemployment compensation, you may be able to file Form IT-200. If you have any items of income that are not listed above, you must file Form IT-201.

Nonresidents or part-year residents who are required to file a return must use Form IT-203, *Nonresident and Part-Year Resident Income Tax Return*.

Line 1 — Wages, salaries, tips, etc.

Enter the total of all wages, salaries, fringe benefits and tips you reported on your 2000 federal return, including any that were not reported by your employer on a wage and tax statement.

If you did not have to file a federal return, report the same income you would have reported for federal income tax purposes.

Line 2 — Taxable interest income

Enter the taxable interest income reported on your federal return.

If you did not have to file a federal return, report the same interest income you would have reported for federal income tax purposes.

Line 3 — Ordinary dividends

Enter the dividends reported on your federal return.

If you did not have to file a federal return, report the same dividend income you would have reported for federal income tax purposes.

Line 4 — Taxable refunds, credits or offsets of state and local income taxes

Enter the amount of taxable state and local income tax refunds, credits or offsets included as income on your federal return. Also enter this amount on line 12.

If you did not have to file a federal return, report the same amount of taxable state and local income tax refunds, credits or offsets you would have reported for federal income tax purposes.

Line 5 — Unemployment compensation

Enter the unemployment compensation reported on your federal return.

If you did not have to file a federal return, report the same unemployment compensation you would have reported for federal income tax purposes.

Line 6 — Add lines 1 through 5 and enter the total on line 6. This should be the same as the total income on your federal Form 1040A or 1040 or the adjusted gross income on your federal Form 1040EZ.

Line 7 — Individual retirement arrangement (IRA) deduction

Enter the individual retirement arrangement (IRA) deduction reported on your federal return. If you are married and filing a joint return (filing status A) and both of you claimed an IRA deduction on your federal return, enter the **total** of both spouses' IRA deductions.

If you did not have to file a federal return, claim the same deduction you would have claimed for federal income tax purposes.

Line 8 — Subtract line 7 from line 6 and enter the result on line 8. This should be the same as the adjusted gross income on your federal Form 1040A, 1040 or 1040EZ.

TIP Certain items of income not taxed by the federal government are taxed by New York State

These *New York additions* must be added to federal adjusted gross income. The only New York additions that may be reported on Form IT-200 are public employee contributions (line 9) and IRC 125 amounts from the New York City flexible benefits program (line 10).

Line 9 — Public employee contributions

Identify any of the following that apply to you by writing the item number and the amount of each in the white area on line 9. Enter the total amount on line 9 in the money column.

1. The amount of 414(h) retirement contributions shown on your wage and tax statement(s), New York State Form IT-2102 (Copy 1), or federal Form W-2 (Copy 2), if you were:
 - a Tier 3 or Tier 4 member of the New York State and Local Retirement Systems, which include the New York State Employees' Retirement System and the New York State Policemen's and Firemen's Retirement System, **or**
 - a Tier 3 or Tier 4 member of the New York State Teachers' Retirement System **or**
 - an employee of the State or City University of New York who belongs to the Optional Retirement Program **or**
 - any tier member of the New York City Employees' Retirement System, the New York City Teachers' Retirement System, the New York City Board of Education Retirement System, the New York City Police Pension Fund or the New York City Fire Department Pension Fund (section 612(b)(26) of the Tax Law) **or**
 - a member of the Manhattan and Bronx Surface Transportation Operating Authority Pension Plan.
2. The amount shown on your wage and tax statement(s), New York State Form IT-2102 (Copy 1) or federal Form W-2 (Copy 2) that was deducted from your salary for health insurance and the welfare benefit fund surcharge if you were a career pension plan member of:
 - the New York City Employees' Retirement System, **or**
 - the New York City Board of Education Retirement System.

Do not enter on line 9 contributions to a section 401(k) deferred arrangement, section 403(b) annuity or section 457 deferred compensation plan.

Line 10 — Flexible benefits program (IRC 125)

If you were employed by only one of the following agencies, enter your IRC 125 amount in the money column.

If you were employed by more than one of the following agencies, write the name of each agency and the IRC 125 amount in the white area on line 10. Enter the total amount on line 10 in the money column.

The IRC 125 amount(s) shown on your wage and tax statement(s), New York State Form IT-2102 (Copy 1) or federal Form W-2 (Copy 2) that was deducted or deferred from your salary (section 612 (b)(31) of the Tax Law) under a flexible benefits program established on your behalf by the city of New York and certain other New York City public employers (City University of New York, New York City Health and Hospitals Corporation, New York City Transit Authority, New York City Housing Authority, New York City Off-Track Betting Corporation, New York City Rehabilitation Mortgage Insurance Corporation, New York City Board of Education, New York City School Construction Authority, Manhattan and Bronx Surface Transit Operating Authority or the Staten Island Rapid Transit Authority).

TIP Certain items of income taxed by the federal government are not taxed by New York State

These New York *subtractions* must be subtracted from your federal adjusted gross income. The only New York subtractions reported on Form IT-200 are taxable refunds, credits or offsets of state and local income taxes (line 12) and interest income on U.S. government bonds (line 13).

Line 13 — Interest income on U.S. government bonds

Enter on line 13 the amount of interest income from U.S. government bonds or other U.S. government obligations that is included in your federal adjusted gross income. (This may be all or part of the line 2 taxable interest income amount, or it may be zero. Check your interest income records to determine the correct amount to enter on line 13.) Interest income on bonds or other obligations of the U.S. government is not taxed by New York State. Include on line 13 dividends you received from a regulated investment company (mutual fund) that invests in obligations of the U.S. government and meets the 50% asset requirement each quarter. Once this requirement is met, the portion of the dividends you received that may be included on line 13 is based upon the portion of taxable income received by the mutual fund that is derived from federal obligations (section 612(c)(1) of the Tax Law). Information regarding the 50% asset requirement and figuring your allowable subtraction (if any) should be obtained from the mutual fund.

Line 14 — New York standard deduction

The standard deduction you take on line 14 depends on your filing status for New York State.

If you took the standard deduction on federal Form 1040 or you did not have to file a federal return, you must take the standard deduction on line 14. Find the correct amount for your filing status in the *Standard deduction table* below:

New York	
Standard deduction table	
Filing status	Standard deduction (enter on line 14)
① Single (checked <i>Yes</i> at Item D)	\$ 3,000
Single (checked <i>No</i> at Item D)	7,500
② Married filing joint return	13,000
③ Married filing separate return	6,500
④ Head of household (<i>with qualifying person</i>)	10,500
⑤ Qualifying widow(er) with dependent child ..	13,000

Line 15 — New York dependent exemptions

Enter on line 15 the number of your dependent exemptions from the *Dependent exemption worksheet* on page 44.

Lines 22 through 24 and lines 37 and 39 apply only to New York City taxes. If you are not subject to New York City taxes, do not fill in these lines.

Line 22

City of New York resident tax

If you were a resident of New York City enter your city resident tax on line 22. A city of New York resident tax surcharge has been built into the tax table. The amount of the surcharge is determined by your filing status and level of taxable income.

Find your New York City resident tax by using the City Tax Table on white pages 65 through 72 of these instructions. Be sure to use the correct column in the tax table. After you have found the correct tax, enter that amount on line 22. There is an example at the beginning of the tables to help you find the correct tax.

Line 23

City of New York household credit

Enter your New York City household credit. This credit can reduce your tax to zero but cannot be refunded. You qualify to claim this credit if you checked the *No* box at item D on your Form IT-200 and if you checked:

- filing status ① and the amount on Form IT-200, line 8, is not over \$12,500; or
- filing status ②, ③, ④ or ⑤ and the amount on Form IT-200, line 8, is **not** over \$22,500.

Filing status ① only (Single) - Use *Household credit table IV* below to find the amount of your New York City household credit.
Filing status ②, ④ and ⑤ - Use *Household credit table V* below to find the amount of your New York City household credit. (Married 1040EZ filers use column 2)
Filing status ③ only (Married filing separate return) - Use *Household credit table VI* below to find the amount of your New York City household credit.

City of New York Household credit table IV
Filing status ① only (Single)

If Form IT-200, line 8 is:

Over	but not over	enter on Form IT-200, line 23:
\$10,000	\$ 10,000*	\$15
12,500	12,500	10
		No credit is allowed; enter "0" on Form IT-200, line 23

* This may be any amount up to \$10,000, including "0" or a negative amount.

City of New York Household credit table V
Filing status ②, ④ and ⑤

If Form IT-200, line 8 is:

And the number of exemptions from your federal return, line 6d, (married 1040EZ filers use column 2), is:

Over	but not over	1 2 3 4 5 6 7							over 7**
		Enter on Form IT-200, line 23:							
\$15,000	\$ 15,000*	\$ 30	60	90	120	150	180	210	30
17,500	17,500	25	50	75	100	125	150	175	25
20,000	20,000	15	30	45	60	75	90	105	15
22,500	22,500	10	20	30	40	50	60	70	10
		No credit is allowed; enter "0" on Form IT-200, line 23.							

* This may be any amount up to \$15,000, including "0" or a negative amount.

** For each exemption over 7, add amount in this column to column 7 amount.

City of New York Household credit table VI
Filing status ③ only (Married filing separate return)

If Form IT-200, line 8 total from both returns is:

And the number of exemptions from both federal returns, line 6d, is:

Over	but not over	1 2 3 4 5 6 7							over 7**
		Enter on Form IT-200, line 23:							
\$15,000	\$ 15,000*	\$ 15	30	45	60	75	90	105	15
17,500	17,500	12.50	25	37.50	50	62.50	75	87.50	12.50
20,000	20,000	7.50	15	22.50	30	37.50	45	52.50	7.50
22,500	22,500	5	10	15	20	25	30	35	5
		No credit is allowed; enter "0" on Form IT-200, line 23.							

* This may be any amount up to \$15,000, including "0" or a negative amount.

** For each exemption over 7, add amount in this column to column 7 amount.

Lines 25, 26 and line 40 apply only to city of Yonkers taxes. If you are not subject to Yonkers taxes, do not fill in these lines.

Line 25 — City of Yonkers resident income tax surcharge

If you were a resident of Yonkers, enter your tax from the worksheet below.



Yonkers worksheet

- a. Amount from line 21. a. _____
- b. Amount from Form IT-214, *Real Property Tax Credit for Homeowners and Renters*, line 17, if any. b. _____
- c. Amount from Form IT-215, *Claim for Earned Income Credit*, line 17 (New York State filing status ③ taxpayers, transfer the amount from Form IT-215, line 18), if any. c. _____
- d. Amount from Form IT-216, *Claim for Child and Dependent Care Credit*, line 14. d. _____
- e. Add lines b, c and d. e. _____
- f. Subtract line e from line a. f. _____
- g. Yonkers resident tax rate (5%) g. .05
- h. Multiply line f by line g. Enter this amount on Form IT-200, line 25. h. _____

Line 26 — City of Yonkers nonresident earnings tax

Complete line 26 only if you are subject to the city of Yonkers nonresident earnings tax.

If you were not a Yonkers resident but earned wages or conducted a trade or business there (either as an individual or a member of a partnership), you are subject to the Yonkers nonresident earnings tax. Fill in Form Y-203, *City of Yonkers Nonresident Earnings Tax Return*, transfer the **Total nonresident earnings tax** (line 6) to Form IT-200, and attach Form Y-203 to Form IT-200. For more information, see the instructions for Form Y-203.

Line 28 — Return a Gift to Wildlife

If you want to Return a Gift to Wildlife, enter the amount on line 28. The amount you give must be in whole dollars: \$5, \$10, \$20 or any other dollar amount. Your gift will reduce your refund or increase your tax payment. Also, you cannot change the amount you give after you file your return.

Line 29 — United States Olympic Committee/Lake Placid Olympic Training Center Fund

If you want to contribute to the United States Olympic Committee/Lake Placid Olympic Training Center Fund, enter \$2. (\$4 if your spouse also wants to contribute and you are filing jointly.) No other amounts can be accepted. Your gift will reduce your refund or increase your tax payment. You cannot change the amount you give after you file your return.

Line 30 — Gift for Breast Cancer Research and Education

If you want to contribute to the Breast Cancer Research and Education Fund, enter the amount on line 30. The amount you give must be in whole dollars: \$5, \$10, \$20 or any other dollar amount. Your gift will reduce your refund or increase your tax payment. Also, you cannot change the amount you give after you file your return.

Line 31 — Gift for Missing and Exploited Children Clearinghouse Fund

If you want to give a gift to the Missing and Exploited Children Clearinghouse Fund, enter the amount. The amount you give must be in whole dollars: \$5, \$10, \$20 or any other dollar amount. Your gift will reduce your refund or increase your tax payment. You cannot change the amount you give after you file your return.

Line 32 — Gift for Alzheimer's Disease Assistance Fund (Alzheimer's Fund)

If you want to give a gift to the Alzheimer's Disease Assistance Fund, enter the amount on line 32. The amount you give must be in whole dollars: \$5, \$10, \$20 or any other dollar amount. Your gift will reduce your refund or increase your tax payment. You cannot change the amount you give after you file your return.

Line 34 — New York State child and dependent care credit

The New York State child and dependent care credit is refundable. If you qualify, file Form IT-216, *Claim for Child and Dependent Care Credit*. If the credit is more than the tax you owe, we will refund the difference.

Enter the amount of New York State child and dependent care credit from Form IT-216, line 14.

You may be eligible to claim a New York State child and dependent care credit even if you did not claim the credit on your federal return or did not have to file a federal return. For filing status ②, if you did not have to file a federal return, you must file a joint New York State return to be eligible to claim the credit. For more information, see the instructions for Form IT-216.

Line 35 — New York State earned income credit

If you qualify, enter your earned income credit. To claim this credit, fill in Form IT-215, *Claim for Earned Income Credit*, and transfer the amount to Form IT-200, line 35 and attach it to your return.

If you are having the IRS compute the credit for you, complete lines 1-8 and 10 of Form IT-215 and write **EIC** in the white area to the left of line 35 of Form IT-200. **Do not enter** an amount on line 35. Complete lines 36-40, but do not enter any amounts on lines 41, 42, or 43. We will figure your earned income credit for you. Attach Form IT-215 to your return. If you are due a refund, we will send you the refund along with a statement that shows how the refund was computed. If you owe tax, you will receive a bill that must be paid within 21 days, or by April 16, 2001 (April 17, 2001, if you file your federal return at the IRS Service Center in Andover, Mass.), whichever is later.

Line 36 — Real property tax credit

If you qualify, enter your real property tax credit. To claim this credit, fill in Form IT-214, *Claim for Real Property Tax Credit for Homeowners and Renters*, transfer the **real property tax credit** (line 17) to Form IT-200, and attach Form IT-214 to your Form IT-200. For more information, see the instructions for Form IT-214 on page 48.

Line 37 — City of New York school tax credit

The city of New York school tax credit is refundable.

Note: If you checked the **Yes** box at item D, you cannot claim the *New York City school tax credit*.

If you checked filing status:

- ①, ③, or ④, **and** the **Yes** box at Item C (1), enter \$62.50.
- ①, ③, or ④, **and** the **No** box at Item C (1), enter \$45.00.
- ② **and** the **Yes** box at either Item C (1) or C (2), enter \$125.00.
- ② **and** the **No** box at both Item C (1) and C (2), enter \$85.00.
- ⑤ **and** the **Yes** box at Item C (1), enter \$125.00.
- ⑤ **and** the **No** box at Item C (1), enter \$85.00.

Line 38 — Total New York State tax withheld

Enter your total **New York State** tax withheld as shown on your wage and tax statement(s), New York State Form IT-2102 (Copy 1) or federal Form W-2 (Copy 2). If you are married and filing a joint return, enter your combined New York State tax withheld. Remember to attach your wage and tax statement(s), New York State Form IT-2102 (Copy 1) or federal Form W-2 (Copy 2), to the front bottom of your return as shown in Step 7, *Return assembly* on page 47 of these instructions. The amount on line 38 should be the same as the total **New York State** tax withheld on your statement(s).

Line 39 — Total city of New York tax withheld

Enter your total **New York City** tax withheld as shown on your wage and tax statement(s). If you are married and filing a joint return, enter your combined New York City tax withheld. Remember to attach your wage and tax statement(s), New York State Form IT-2102 (Copy 1) or federal Form W-2 (Copy 2), to the front bottom of your return as shown in Step 7, *Return assembly* on page 47 of these instructions. The amount on line 39 should be the same as the total **city of New York** tax withheld on your statement(s).

Line 40 — Total city of Yonkers tax withheld

Enter your total **Yonkers** tax withheld as shown on your wage and tax statement(s). If you are married and filing a joint return, enter your combined Yonkers tax withheld.

Remember to attach your wage and tax statement(s), New York State Form IT-2102 (Copy 1) or federal Form W-2 (Copy 2), to the front bottom of your return as shown in Step 7, *Return assembly* on page 47 of these instructions. The amount on line 40 should be the same as the total **city of Yonkers** tax withheld on your statement(s).

Line 42 — Refund

If line 41 is more than line 33, subtract line 33 from line 41 and enter your refund on line 42.

You must file a return to get a refund. The Tax Department will not refund an amount of one dollar or less unless you attach to your return a signed statement asking for it.

If you want us to deposit your refund directly into your bank account, see *Direct Deposit* below.

Collection of debts from your refund (see page 32)

Disclaiming of spouse's debt (see page 32)

Make sure you receive your refund

Every year about 40,000 refund checks are returned to the Tax Department, largely because of mailing address problems. Many of these checks eventually reach their owners after this delay, but many others never do, despite our best efforts.

You can receive your refund check without delay. Please remember these important points:

- Make sure you enter your social security number(s) at the top of your return.
- We mail the refund to the address shown on the return.
- Don't assume that we already have your correct address. Check it.
- Use the label supplied with the return whenever possible. Make any corrections directly on the label; see *Step 5* below for details.
- Make sure the address is **complete** - include **c/o** if necessary, and P.O. Box and apartment numbers, if any.
- If you're moving, notify the U.S. Postal Service of the new address.
- If you use a computer, make sure your software is printing your address properly.
- Make sure everything is legible.
- If someone else is preparing your return, make sure they have your correct address.



Complete lines 42a through 42c if you want us to deposit your refund directly into your bank account instead of sending you a check.

You can contact your financial institution to make sure that your deposit will be accepted and to get your correct routing and account numbers.

On line 42a, enter your nine digit routing number. If the first two digits are not 01 through 12, or 21 through 32, the direct deposit will be rejected and a check sent instead. On the sample check on this page, the routing number is 090090099.

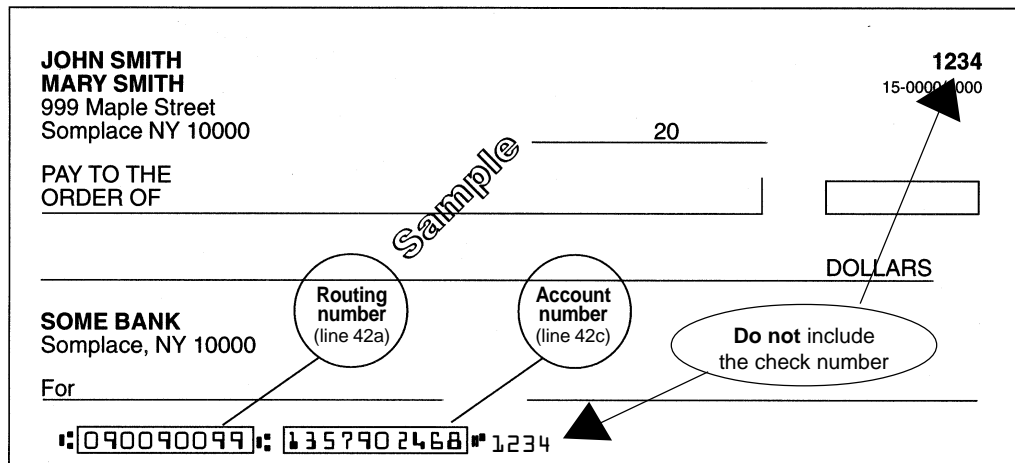
Your check may state that it is payable through a bank different from the one where you have your checking account. If so, do not use the routing number on that check. Instead, contact your bank for the correct routing number to enter on this line.

On line 42b, check the box for the type of account, checking or savings.

On line 42c, enter the account number where you want your refund deposited. If you selected *Checking* on line 42b, enter the account number shown on your checks. (On the sample check below, the account number is 1357902468. Be sure not to include the check number.) If you chose *Savings* on line 42b, you can get your savings account number from a preprinted savings account deposit slip, your passbook or other bank records, or from your financial institution. The account number can be up to 17 characters (both numbers and letters). Include hyphens but omit spaces and special symbols. Enter the number from left to right and leave any unused boxes blank.

The Department will not notify you that your **refund** has been deposited. However, if the amount we deposit is different from the amount of refund you claimed on your return, we will send you a written explanation of the adjustment within two weeks from the date your refund is deposited.

We will make every effort to comply with your request for direct deposit. However, we cannot be responsible when a bank refuses a direct deposit. Some financial institutions, for example, do not allow a joint refund to be deposited into an individual account. If your bank refuses the direct deposit or the deposit cannot be made for any other reason, we will send a check to the mailing address shown on your return. **If you encounter any problem with the direct deposit of your refund to your account, call toll free 1 800 321-3213.** The processing time for an income tax return is approximately six to eight weeks.



Note: The routing and account numbers may appear in different places on your check.

Line 43 — Amount you owe

If line 41 is less than line 33, subtract line 41 from line 33 and enter the amount you owe on line 43.

If you owe more than one dollar, make your check or money order payable to **New York State Income Tax** and write your social security number and **2000 income tax** on it. Staple your payment to the area indicated on the front left of your return. Do not send cash. You do not have to pay one dollar or less.

Installment payments

If you cannot pay the full amount you owe as shown on line 43 of your income tax return, you can ask to make monthly installment payments. However, you will be charged interest and may be charged a late payment penalty on any tax not paid by April 16, 2001 (April 17, 2001, if you file your federal return at the IRS Service Center in Andover Mass.), even if your request to pay in installments is granted. To limit the interest and penalty charges, file your return on time and pay as much of the tax as possible with your return.

Before you request an installment payment agreement, you should consider other alternatives such as a commercial or private loan.

To be considered for an installment agreement, you must complete New York State Form DTF-383, *Income Tax Installment Payment Agreement Request*, and include all information requested. To get Form DTF-383, use the *Income Tax Forms Order Blank* (Form IT-86) that came with your income tax packet or see the back cover for a listing of our phone numbers.

You must attach your completed DTF-383 to the front of the 2000 income tax return you file. Your request for an income tax installment payment agreement will be considered based upon the information you provide. We will notify you if your request is approved or denied.

Penalty for not paying enough tax during the year (estimated tax penalty)

If line 43 is at least \$300 and, in addition, represents more than 10% of the tax shown on your return, you may owe a penalty. Generally, you are not subject to a penalty if your 2000 prepayments equal at least 100% of your 1999 tax (110% of that amount if you are not a farmer or fisherman and the adjusted gross income shown on that return is more than \$150,000 or, if married filing separately, more than \$75,000) based upon a return covering 12 months.

If you owe a penalty you cannot file Form IT-200. You must file Form IT-201 and Form IT-2105.9.

Now continue with Step 4 below.

Step 4 — Check the figures on your return and any attachments.

Step 5 — Complete the top of your return (see page 34).

Step 6 — Sign and date your return at the bottom.

You must sign and date your return. If you are married and filing a joint return, you both must sign it. **Your return cannot be processed if you do not sign it.**

Enter your daytime telephone number including the area code. This voluntary entry will enable the Tax Department to correct minor errors or omissions by calling you rather than writing or sending back your return. **You are not required to give your telephone number.**

Keep a copy of your return and any attachments for future reference. If someone prepares your return for you, be sure to get a copy for your records.

If the return is for someone who died and there is no surviving spouse to sign it, the name and address of the person signing it must be printed or typed below the signature.

A paid preparer must also sign your return.

If you pay someone to prepare your return, the paid preparer must also sign it and fill in the other blanks in the paid preparer's area on the back of your return. A person who prepares your return and does not charge you should not fill in the paid preparer's area.

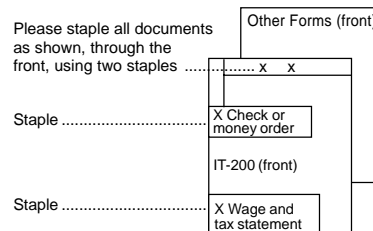
Note to paid preparers - When signing a taxpayer's New York State income tax return, you must use the same identification number (social security number or federal preparer's Tax Identification Number) that you used on the taxpayer's federal income tax return.

Step 7 — Return assembly

Illustrated in the next column is the correct way to assemble your return and the various attachments for the most efficient handling. You can help ensure that your return (and your refund, if you are entitled to one) is processed as quickly as possible by taking a few moments to assemble your forms as shown.

- **Staple** wage and tax statements to the front bottom of your return.
- **Staple** payments, if any, to the front of your return where indicated.

- **Staple** any other forms and correspondence behind your Form IT-200, face up.



Step 8 — Checklist

Before you mail your return, a quick check will help you avoid common errors that may delay your refund. **Did you:**

- attach your peel-off label? You must enter your social security number(s) in the boxes to the right of the peel-off label.** If you do not have a label, did you enter your name, address, social security number(s), county of residence, school district name and school district code number at the top of your return?
- enter your permanent home address** (if different from your mailing address or you are using a PO box or a c/o address)?
- check the box for item (E) on the front of Form IT-200 if you do not need a tax packet mailed to you for next year?**
- check appropriate boxes for items (A), (B), (C) and (D)?**
- enter the amount of your New York dependent exemptions?**
- claim any adjustments or credits that you may qualify for?**
- use the correct tax table(s)?**
- sign your return** (both husband and wife must sign a joint return)?
- staple your wage and tax statement(s), New York State Form IT-2102 (Copy 1) or federal Form W-2 (Copy 2) to the front bottom of your return?**
- make your check or money order payable to New York State Income Tax for the full amount you owe?**
- write your social security number and 2000 income tax on your check or money order?**

Step 9 — Use the preaddressed mailing envelope.

To avoid delaying your refund, use the preaddressed envelope that came with your tax packet. If you are claiming a refund, mark an "X" in the box on the front of the envelope. If you do not have a preaddressed envelope, address your envelope —

For refund returns:

STATE PROCESSING CENTER-REFUND '00
PO BOX 61000
ALBANY NY 12261-0001

For all other returns:

STATE PROCESSING CENTER
PO BOX 61000
ALBANY NY 12261-0001

If you use a delivery service other than the U.S. Postal Service, see *Private delivery services* on page 11.

Instructions for Form IT-214 — Real Property Tax Credit

Real property tax credit

If your household gross income was \$18,000 or less, you may be entitled to a credit on your New York State income tax return for part of the real property taxes or rent you paid during 2000. If you do not have to file a return, you can file for a refund of the credit by using Form IT-214 only.

Who qualifies

Homeowners — To qualify for the real property tax credit, you have to meet all of these conditions for the taxable year 2000:

- your household gross income was \$18,000 or less;
- you occupied the same New York residence for six months or more;
- you or your spouse paid real property taxes on your residence;
- you were a New York State resident for all of 2000;
- you could not be claimed as a dependent on someone else's federal income tax return;
- your residence was not completely exempted from real property taxes;
- the current market value of all your real property (house(s), garage(s), land, etc.) was \$85,000 or less;
- any rent you received for nonresidential use of your residence (see **Definitions** below) was 20% or less of the total rent you received.

Renters — To qualify for the real property tax credit, you have to meet all of these conditions for the taxable year 2000:

- your household gross income was \$18,000 or less;
- you occupied the same New York residence for six months or more;
- you, your spouse, or other qualified household member paid rent for the residence;
- you were a New York State resident for all of 2000;
- you could not be claimed as a dependent on someone else's federal income tax return;
- your residence was not completely exempted from real property taxes;
- the current market value of all of your real property (house(s), garage(s), land, etc.) was \$85,000 or less;
- the average monthly rent you and other members of your household paid was \$450 or less, not counting charges for heat, gas, electricity, furnishings or board.

If you meet all of these conditions as a homeowner or renter, you are a qualified taxpayer and may be entitled to the real property tax credit.

You cannot file a real property tax credit claim form for a taxpayer who has died.

Definitions

All who share your residence and its furnishings, facilities and accommodations are **members of your household**, whether they are related to you or not.

However, tenants, subtenants, roomers or boarders are not members of your household unless they are related to you in one of the following ways:

- a son, daughter or a descendent of either;
- a stepson or stepdaughter;
- a brother, sister, stepbrother or stepsister;
- a father, mother or an ancestor of either;
- a stepfather or stepmother;
- a niece or nephew;
- an aunt or uncle;
- a son-in-law, daughter-in-law, father-in-law, mother-in-law, brother-in-law or sister-in-law.

No one can be a member of more than one household at one time.

Household gross income is the annual total of the following income items that you and all members of your household received during 2000:

- Federal adjusted gross income (even if you don't have to file a federal return).
- New York State additions to federal adjusted gross income. For a list of these additions, see Publication 22, *General Information on New York State's Real Property Tax Credit for Homeowners and Renters*, or the instructions for Form IT-201. For Form IT-200 filers, the New York State additions to federal adjusted gross income are shown on Form IT-200, line 9, Public employee 414(h) retirement contributions and line 10, IRC 125 amounts from the New York City flexible benefits program. See instructions for Form IT-200.
- Support money, including foster care support payments.
- Income earned abroad exempted by section 911 of the Internal Revenue Code.
- Supplemental security income (SSI) payments.
- Nontaxable interest received from New York State, its agencies, instrumentalities, public corporations or political subdivisions.
- Workers' compensation.
- The gross amount of loss-of-time insurance. (For example, an accident or health insurance policy and disability benefits received under a "no-fault" automobile policy, etc.).
- Cash public assistance and relief, other than medical assistance for the needy. (For example, cash grants to clients, emergency aid to adults, value of food vouchers received by clients, etc.) Do not include amounts received from the Home Energy Assistance Program (HEAP).
- Nontaxable strike benefits.
- The gross amount of pensions and annuities, including railroad retirement benefits;
- All payments received under the Social Security Act and veterans disability pensions reduced by any "*Medicare premiums deducted from your benefit*" reported on Federal Form SSA-1099, *Social Security Benefit Statement*.

Household gross income does not include food stamps, medicare, medicaid, scholarships, grants, surplus food, or other

relief in kind. It also does not include payments made to veterans under the Federal Veterans' Dioxin and Radiation Exposure Compensation Standards Act because of exposure to herbicides containing dioxin (agent orange), or pursuant to certain agent orange product liability litigation.

Further, household gross income does not include payments made to individuals because of their status as victims of Nazi persecution as defined in federal Public Law 103-286.

A **residence** is a dwelling that you own or rent, and up to one acre of land around it. It must be located in New York State. If your residence is on more than one acre of land, only the amount of real property taxes or rent paid that applies to the residence and only one acre around it may be used to figure the credit. (If you do not know how much rent or real property tax you paid for the one acre surrounding your residence, contact your local assessor.) Each residence within a multiple dwelling unit may qualify. A condominium, a cooperative or a rental unit within a single dwelling is also a residence.

A trailer or mobile home that is used only for residential purposes is also a residence.

Real property taxes paid are all current, prior, and prepaid real property taxes, special ad valorem levies and assessments levied and paid upon a residence owned or previously owned by a qualified taxpayer (or spouse, if the spouse occupied the residence for at least six months) during the taxable year. You may elect to include real property taxes that are exempted from tax under section 467 (for persons 65 and older) of the Real Property Tax Law (veterans' tax exemption does **not** qualify). If you do not know this amount, contact your local assessor.

Real property taxes paid also include any real estate taxes allowed (or which would be allowable if the taxpayer had filed return on a cash basis) as a deduction for tenant-stockholders in a cooperative housing corporation under section 216 of the Internal Revenue Code.

If any part of your residence was owned by someone who was not a member of your household, include only the real property taxes paid that apply to the part you and other qualified members of your household own.

If your residence was part of a larger unit, include only the amount of real property taxes paid that can be reasonably applied to your residence.

If you owned and occupied more than one residence during the taxable year, add together the prorated part of real property taxes paid for the period you occupied each residence.

Rent constituting real property taxes paid is 25% of the adjusted rent paid on a New York residence during the taxable year.

Adjusted rent is the rent paid after subtracting any charges for heat, gas, electricity, furnishings or board. If these charges are not separately stated, complete lines 22 through 25 of Form IT-214 to figure 25% of adjusted rent. Do not include any subsidized part of your rental charge in adjusted rent.

If any part of your residence was rented by someone who was not a member of your household, include in line 22 of Form IT-214 only the amount of rent you and members of your household paid.

If you moved from one rented residence to another rented residence during the taxable year, add 25% of adjusted rent paid for each residence.

Which form to file

To claim the real property tax credit, complete Form IT-214, *Claim for Real Property Tax Credit*, and attach it to Form IT-200 or Form IT-201 (You cannot claim this credit on Fast Form IT-100.) If neither you nor your spouse has to file a New York return but you qualify to claim the credit, just file Form IT-214 to claim your refundable credit.

If you are filing or have filed an original Form IT-214 without attaching it to another return, such as Form IT-200, **please enter your daytime telephone number including the area code.** This voluntary entry will enable the Tax Department to correct minor errors or omissions by calling you rather than writing or sending back your Form IT-214. **You are not required to give your telephone number.**

To file an amended Form IT-214, get a blank Form IT-214 for the tax year involved and write **Amended** at the top of the form. Complete the form by entering the corrected information.

If more than one member of your household qualifies for the credit, each must file a separate Form IT-214. See the line 17 instructions for division of the credit. However, if you are married and filing a joint tax return, you must file a joint claim on Form IT-214.

When to file

If you are filing a New York State income tax return, attach Form IT-214 to it. File your New York State income tax return as soon as you can after January 1, 2001, but not later than April 16, 2001 (April 17, 2001, if you file your federal return at the IRS Service Center in Andover, Mass.)

If you don't have to file a New York State income tax return, file Form IT-214 as soon as you can after January 1, 2001.

If you have previously filed Form IT-200 or Form IT-201 without claiming the real property tax credit, you may still be able to claim the credit. To claim the credit, file Form IT-214 as soon as you can, but no later than April 15, 2004.

Filing Form IT-214 for past years

If you did not file Form IT-214 for previous years, you may still be able to receive a real property tax credit for those years. To see if there is still time for you to file Form IT-214, see the table below:

Year	Last Date to File
1997	April 16, 2001
1998	April 15, 2002
1999	April 15, 2003

Line instructions

You must enter your social security number(s) in the boxes to the right of the peel-off label. Be sure your social security

numbers are in the same order as your names. Do not enter information in the spaces of the address, the county of residence, the school district name, or school district code number boxes if all the information on the peel-off label is correct.

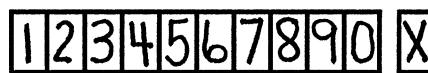
If you do not have a peel-off label, print or type the information requested in the name and address box at the top of the front. Enter your name, address, social security number, and county of residence as of December 31, 2000. Married taxpayers enter both social security numbers. On the bottom line of the name and address box, enter the address of the New York residence that qualifies you for this credit if it is different from your mailing address. If not, enter the word **same** on this line.

Filling in your claim form

Please keep your name and address entries within the spaces provided. For example, your first name and middle initial should not go past the vertical line separating them from your last name, and your last name should start to the right of the vertical line. Similarly, your mailing address, ZIP code, etc., should be kept within the boxes provided.

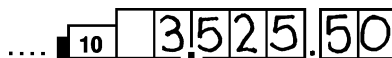
Form IT-214 has been designed to let us use the latest scanning and image-processing equipment. Rectangular boxes and white entry areas have been printed on the form to guide you in making your handwritten entries. This will enable our scanning equipment to more accurately read your return and let us process it more efficiently. Please spend a moment reviewing the method below for making your entries:

- Please print (using a blue or black ballpoint pen; no pencils, please) or type all "X" marks and money amounts in the boxes or spaces provided.
- Do not use dollar signs, commas, decimal points, dashes or any other punctuation marks or symbols. All necessary punctuation has been printed on the form.
- Write your numerals like this:



- Carefully enter your money amounts so that the whole **dollar amount** ends immediately to the **left** of the cents decimal and the **cents amount** starts immediately to the **right** of the cents decimal.
- Make your money amount entries in the white areas allowing one numeral for each box.

Example: If your entry for line 10 is \$3,525.50, your money field entry should look like this:



- Leave **blank** any spaces and boxes that do not apply to you.

Line 5

If you were a resident of a nursing home or if your residence was completely exempted from property taxes in 2000, check the **Yes** box. If not, check the **No** box.

Generally, residents of nursing homes do not qualify for this credit since they are all considered to be members of one household

which usually exceeds the household gross income level of \$18,000 and the average monthly rent level of \$450. If you are a resident of a nursing home and you check the **Yes** box, do **not** file Form IT-214 unless you attach a statement explaining how your household does not exceed these two limitations.

Residents of housing facilities that are completely exempt from paying real property taxes do **not** qualify for this credit. Some examples include, but are not limited to, residents of public housing projects and senior citizen homes. Find out if your residence is completely exempt from paying real property taxes by asking the management of your housing facility. If you check the **Yes** box on line 5, do **not** file Form IT-214.

Line 6

Enter the number of members of your household, including yourself, who are filing a Form IT-214 for 2000. Count a joint claim filed by husband and wife as one Form IT-214. See the instructions for line 17 if more than one member of your household is filing Form IT-214.

Line 7

If any qualified member of your household was 65 or older on January 1, 2001, check the **Yes** box. If not, check the **No** box. Among other conditions (see *Who qualifies*), a household member 65 or older must have paid real property taxes or rent to qualify for this credit. If you checked the **Yes** box on line 7, indicating that you or a member of your household was 65 or older on January 1, 2001, enter the social security number of that person in the box *Qualifying social security number*. Enter **same** if it is your social security number.

Line 8

Check the appropriate box. If you owned your residence for part of the year and rented your residence for part of the year, check the **Own** box.

Complete Schedule A or B and Schedule C on the back of Form IT-214 before continuing with line 9.

Schedule A (homeowners)

Enter on lines 18 and 19 any county, city, town, village or school district taxes and assessments that you and all qualified members of your household paid during 2000 (do not include penalty and interest charges). Persons age 65 or older may enter on line 20 the amount exempted from taxation under section 467 of the Real Property Tax Law (do not include the veterans' tax exemption or the STAR exemption). However, if you choose to make an entry on line 20, your credit, before limitation, will be only 25% (instead of 50%) of your eligible real property taxes. You may want to figure your credit both ways to see which results in the greater credit. Add lines 18 through 20 and enter the total on line 21. Transfer this amount to line 10 on the front of Form IT-214.

Schedule B (renters)

Enter on line 22 the total rent you and all members of your household paid during 2000; do not include any subsidized part of your rental charge. Figure the amounts to be entered on lines 23, 24, and 25. Transfer the amount on line 25 to line 10, on the front of Form IT-214.

If the monthly average of your adjusted rent (line 24) was more than \$450, stop; you do not qualify for this credit.

Schedule C (homeowners and renters)

List the name, social security number and year of birth of everyone, including yourself, who lived in your household in 2000. If you need more space, list additional names on a separate sheet and attach it to Form IT-214. Enter in the boxes on line 26 the total number of household members.

Figure your household gross income by completing lines 27 through 34.

Enter on line 27 the total federal adjusted gross income of you and all members of your household. If you or any members of your household do not have to file a federal return, include the amount that would be included in federal adjusted gross income if a federal return had been required.

Enter on line 28 the total additions to federal adjusted gross income required by section 612(b) of the Tax Law. For a list of these additions, see Publication 22, *General Information on New York State's Real Property Tax Credit for Homeowners and Renters*, or the instructions for Form IT-201. For Form IT-200 filers, the New York State additions to federal adjusted gross income are shown on Form IT-200, line 9, Public employee 414(h) retirement contributions and line 10, IRC 125 amounts from the New York City flexible benefits program. See instructions for Form IT-200. Include the total of these additions that apply to you and all members of your household, even if a New York State income tax return is not required.

Enter on lines 29 through 33 the total of each type of income you and all members of your household received during 2000 that was not included on lines 27 and 28.

If someone was a member of your household for only part of the taxable year, include on lines 27 through 33 the income he or she received while a member of your household.

Add lines 27 through 33 and enter the total on line 34. Round this amount to the nearest whole dollar and transfer it to line 11 on the front of Form IT-214. If this amount is more than \$18,000, **stop**; you do not qualify for this credit.

Line 9

If you qualify for an exemption from taxation under section 467 of the Real Property Tax Law and elect to enter this exemption on line 20, check the Yes box. If not, check the No box.

Line 10

Real property taxes paid or 25% of adjusted rent paid

If you owned your residence for all of 2000, enter your real property taxes paid (from line 21) on line 10.

If you rented your residence for all of 2000, enter 25% of your adjusted rent paid (from line 25) on line 10.

If you owned your residence for part of the taxable year and rented your residence for part of the taxable year, add 25% of your adjusted rent paid (from Schedule B) to the prorated part of any charges you list on Schedule A. Enter the total on line 10.

Line 15

If you entered on line 20 any amount of taxes not paid due to the exemption for persons 65 or older (section 467 of the Real Property Tax Law), figure 25% of line 14 and enter the result on line 15. If you did **not** make an entry on line 20, figure 50% of line 14 and enter the result on line 15.

Line 16

Credit limitation

Using the following table, find your credit limitation according to the amount of your household gross income (line 11) and the age of qualified household members (line 7). Be careful to select your limitation from the proper column.

If the amount on line 11 is:	And you checked	
	Yes on line 7, enter on line 16:	No on line 7, enter on line 16:
\$ * 0 to 1,000	\$375	\$75
1,001 to 2,000	358	73
2,001 to 3,000	341	71
3,001 to 4,000	324	69
4,001 to 5,000	307	67
5,001 to 6,000	290	65
6,001 to 7,000	273	63
7,001 to 8,000	256	61
8,001 to 9,000	239	59
9,001 to 10,000	222	57
10,001 to 11,000	205	55
11,001 to 12,000	188	53
12,001 to 13,000	171	51
13,001 to 14,000	154	49
14,001 to 15,000	137	47
15,001 to 16,000	120	45
16,001 to 17,000	103	43
17,001 to 18,000	86	41

* This may include a negative amount.

Line 17

Real property tax credit

The real property tax credit for your household is the amount on line 15 or line 16 - whichever is less. Enter the lesser amount on line 17.

If more than one member of your household is filing Form IT-214, divide the line 17 amount equally among all filers. You can divide the line 17 amount any way you want if you each agree to the amount of your share and attach a copy of the agreement to your Form IT-214. Enter only your share of the line 17 amount on your Form IT-214 (and on your return if you have to file one).

If you are married and filing a joint Form IT-214, you do not have to divide the credit. However, if you do not want to apply your share of a credit to a debt owed by your spouse, you must also file Form IT-280, *Nonobligated Spouse Allocation* (see *Collection of debts from your refund* and *Disclaiming of spouse's debt* on page 32).

If you are filing a 2000 New York State income tax return, transfer your line 17 amount to Form IT-200, line 36 or Form IT-201, line 58.

Your credit will be subtracted from the amount of tax you owe. Any amount over the tax you owe will be refunded to you.

Sign Form IT-214 and attach it to the return you are filing.

If you pay someone to prepare Form IT-214, the paid preparer must also sign it and fill in the other blanks in the paid preparer's area. If someone prepares Form IT-214 for you and does not charge you, that person should not sign it.

Note to paid preparers – When signing a taxpayer's New York State income tax return, you must use the same number (social security number or federal preparers tax identification number) that you use when preparing federal income tax returns.

Failure of paid preparers to conform to certain requirements (see page 13)

If you are not filing a 2000 New York State income tax return, sign and date Form IT-214 and mail it to:

STATE PROCESSING CENTER
PO BOX 61000
ALBANY NY 12261-0001

Private Delivery Services (see page 11).



Complete lines 35a through 35c if you want us to deposit your real property tax credit directly into your bank account instead of sending you a check. Do **not** complete these lines if you are filing Form IT-214 with your New York State income tax return. Instead, complete the lines for direct deposit on the return that you are filing. For more information, see page 32.

Make sure you receive your refund

Every year about 40,000 refund checks are returned to the Tax Department, largely because of mailing address problems. Many of these checks eventually reach their owners after this delay, but many others never do, despite our best efforts.

You can receive your refund check without delay. Please remember these important points:

- Make sure you enter your social security number(s) at the top of your return.
- We mail the refund to the address shown on the return.
- Don't assume that we already have your correct address. Check it.
- Make sure the address is **complete** - include **c/o** if necessary, and P.O. Box and apartment numbers, if any.
- If you're moving, notify the U.S. Postal Service of the new address.
- If you use a computer, make sure your software is printing your address properly.
- Make sure everything is legible.
- If someone else is preparing your return, make sure they have your correct address.

Need help? (see back cover)

Federal modified adjusted gross income for most Form IT-200, IT-201 or IT-203 filers is the same as federal adjusted gross income. Federal adjusted gross income is the amount reported on Form IT-200, line 8, Form IT-201, line 18 or Form IT-203, line 18, *Federal Amount* column. But if you had tax exempt interest, a nontaxable distribution from a pension, annuity, or individual retirement arrangement (IRA), unless rolled over into a similar type of plan during the period allowed for rollovers, or you filed federal Schedule(s) C, C-EZ, D, E, or F, you must use the following worksheet to compute your federal modified adjusted gross income.

Federal modified adjusted gross income worksheet

1. Enter your federal adjusted gross income from Form 1040, line 33 or federal Form 1040A, line 19. 1 _____
2. Enter any tax exempt interest from federal Form 1040 or 1040A, line 8b, or Form 1040EZ, line 2 (amount shown left of dollar amount boxes and identified as tax exempt interest "TEI"). 2 _____
3. Enter any nontaxable distributions from a pension, annuity, or IRA, unless rolled into a similar type of plan during the period allowed for rollovers, included in the amount reported on federal Form 1040 lines, 15a and 16a, or federal Form 1040A, lines 11a and 12a. 3 _____
4. Enter any net capital loss claimed on federal Form 1040, Schedule D, line 18. 4 _____
5. Enter any net loss from an estate or trust claimed on federal Form 1040 Schedule E, line 36. 5 _____
6. Enter any royalty loss included on federal Form 1040 Schedule E, line 26. 6 _____
7. Enter any net business loss from federal Form 1040, Schedule C, line 31. 7 _____
8. Enter any net farm loss from federal Form 1040, Schedule F, line 36. 8 _____
9. Enter any loss determined by combining any rental real estate income or loss included in federal Schedule E, line 26, any partnership or S corporation income or loss claimed on federal Schedule E, line 31, and net farm rental income or loss from federal Schedule E, line 39.
Note: Do not take into account items which are attributable to a trade or business which consists of performance of services by the taxpayer as an employee. 9 _____
10. Add lines 7, 8, and 9 10 _____
11. Multiply line 10 by 75% (.75) 11 _____
12. Add lines 1 through 6 and line 11 12 _____

This is your federal modified adjusted gross income. Transfer this amount to Form IT-215, line 10.

Line 11 — This amount can be found on the appropriate line of your **federal** return. However, if you owe the federal alternative minimum tax, enter the amount of the federal earned income credit, as originally computed in the *EIC Worksheet* in your federal instructions **before** any reduction for the alternative minimum tax.

Line 12 — For 2000, the New York State earned income credit is 22.5% (.225) of the federal earned income credit reduced by any household credit allowed. The rate has already been filled in for you.

Line 13 — This amount represents your earned income credit **before** it has been reduced by the amount of household credit allowed. **IT-100 filers stop;** the Tax Department will compute your earned income credit for you.

Lines 14 - 16 — Form IT-200 filers, continue with line 14. Form IT-201 or IT-203 filers, complete Worksheet A on the back of the form. Then continue with line 14.

Line 17 — If you are attaching this claim to your original 2000 New York State income tax return and you answered *No* at line 3:

For filing status ①, ②, ④, or ⑤

- **Residents** - Transfer the line 17 amount to Form IT-200, line 35, or Form IT-201, line 57.
- **Nonresidents** - Transfer the line 17 amount to Form IT-203, line 41.
- **Part-year residents** - Transfer the line 17 amount to Form IT-203, line 41 **and continue on** line 19.

For filing status ③, Married filing separate return

- The line 17 amount represents both spouses' combined (total) earned income credit. You must complete line 18 and indicate the amount of line 17 that you are claiming.

If you have previously filed your 2000 New York State income tax return and you answered *Yes* at line 3:

For filing status ①, ②, ④, or ⑤

- **Residents, nonresidents, and part-year residents** - mail your completed Form IT-215 to:

STATE PROCESSING CENTER
PO BOX 61000
ALBANY NY 12261-0001

For filing status ③, Married filing separate return

- The line 17 amount represents both spouses' combined (total) earned income credit. You must complete line 18 and indicate the amount of line 17 that you are claiming.

Line 18 — Complete this line **only** if your filing status is ③, *Married filing separate return*.

If you are attaching this claim to your original return and answered *No* at line 3, show the portion of line 17 that you are claiming as your share of the earned income credit and follow the appropriate instructions below. Remember, while the credit can be split in any manner you and your spouse agree to, the combined amount of both spouses' credits cannot be more than the amount on line 17.

• **Residents** - Transfer the line 18 amount to Form IT-200, line 35, or Form IT-201, line 57.

• **Nonresidents** - Transfer the line 18 amount to Form IT-203, line 41.

• **Part-year Residents** - Transfer the line 18 amount to Form IT-203, line 41 **and continue on** line 19.

If you have already filed your 2000 New York State income tax return and answered *Yes* at line 3:

• **Residents, nonresidents, and part-year residents** - Mail your completed Form IT-215 to:

STATE PROCESSING CENTER
PO BOX 61000
ALBANY NY 12261-0001

Part-year residents only

Lines 19 through 27 need to be completed **only** by part-year residents claiming the earned income credit who are filing, or have previously filed, Form IT-203, *Nonresident and Part-Year Resident Income Tax Return*, for this year. The amounts for these lines can be found on the appropriate lines of the IT-203 or IT-203-B, *Other New York State and City of New York Taxes and Tax Credits*, or their instructions.

The earned income credit must first reduce your tax liability to zero before the remaining excess earned income credit is eligible to be refunded. The amount to be refunded will be based on the ratio of resident period income to the combined income from both the resident and nonresident periods.

Line 26 — Divide line 24 by line 25 and carry the result to four decimal places. (Do not enter more than 100% (1.0000) even if your actual result is more than 100%.) If the result is zero percent (0%), you have no remaining excess earned income credit available to be refunded. Do not complete line 27.

Line 27 — If line 26 is greater than 0%, multiply line 23 by line 26. If you answered *No* at line 3, transfer the line 27 amount to Form IT-203-B, line 45 and attach

Form IT-215 to your Form IT-203. This amount represents the refundable portion of your part-year resident earned income credit.

If you have previously filed your 2000 New York State income tax return and you answered *Yes* at line 3, mail your completed Form IT-215 to:

STATE PROCESSING CENTER
PO BOX 61000
ALBANY NY 12261-0001

A paid preparer must also sign your return.

If you pay someone to prepare your return, the paid preparer must also sign and fill in the other blanks in the paid preparer's area of your return. A person who prepares your return and does not charge you should not fill in the paid preparer's area.

Private delivery services

If you choose, you may use a private delivery service, instead of the U.S. Postal Service, to file your return. However, if, at a later date, you need to establish the date you filed your return, you cannot use the date recorded by a private delivery service **unless** you used a delivery service that has been designated by the U.S. Secretary of the Treasury or the Commissioner of Taxation and Finance. (Currently designated delivery services are listed in Publication 55, *Designated Private Delivery Services*. See *Need help?* below for information on ordering forms and publications.)

Need help?

Tax information: 1 800 225-5829
Forms and publications: 1 800 462-8100
Refund status: Access our website or call
1 800 443-3200; if electronically filed
1 800 353-0708; direct deposit refunds:
1 800 321-3213

From outside the U.S. and outside Canada:
(518) 485-6800

Fax-on-demand forms: 1 800 748-3676
Internet access: <http://www.tax.state.ny.us>
Hearing and speech impaired
(telecommunications device for the deaf
(TDD) callers only): 1 800 634-2110

Instructions for Form IT-216 — Child and Dependent Care Credit

General information

The New York State child and dependent care credit is a minimum of 20% and as much as 110% of the federal credit, depending on the amount of your New York adjusted gross income.

Who qualifies

If you **qualify** to claim the federal child and dependent care credit, you can **claim** the New York State credit (whether you actually claim the federal credit or not).

If you did not file federal Form 2441, or federal Form 1040A, Schedule 2 you can still claim the New York State child and dependent care credit on Form IT-216 if **all five** of the following apply.

1. Your filing status is *Single*, *Head of household*, *Qualifying widow(er) with dependent child*, or *Married filing jointly*. However, see special rule for *Married persons filing separate federal and NYS returns* below.
2. The care was provided so you (and your spouse, if you were married) could work or look for work. However, if you did not find a job and have no earned income for the year, you cannot take the credit. If your spouse was a student or disabled, see the line 7 instructions on page 3.
3. You (and your spouse, if you were married) paid over half the cost of keeping up your home. The cost includes rent, mortgage interest, real estate taxes, utilities, home repairs, and food eaten at home.
4. You and your child (or other qualifying person(s) for whom the care was provided) lived in the same home.
5. The person who provided the care was not your spouse or a person whom you can claim as a dependent. If your child provided the care, he or she must have been age 19 or older by the end of 2000.

Married persons filing separate federal and New York State returns

If your filing status is married filing separately and **all** of the following apply, you are considered unmarried for purposes of figuring the child and dependent care credit.

- You lived apart from your spouse during the last 6 months of 2000, **and**
- the qualifying person lived in your home more than half of 2000, **and**
- you provided over half the cost of keeping up your home.

If you meet **all** the requirements to be treated as unmarried and meet items 2 through 5 above, you may claim the credit. If you do not meet all the requirements to be treated as unmarried, you **cannot** claim the credit.

Married persons filing joint federal returns, but required to file separate New York returns

If you and your spouse file jointly for federal purposes, but are required to file separate New York returns because one spouse is a resident and the other spouse is either a nonresident or part-year resident, you may still claim the credit. However, the credit must be claimed on the return of the spouse with the lower taxable income (computed without regard to such credit).

Married persons not required to file a federal return

If you and your spouse are not required to file a federal income tax return, the New York State child and dependent care credit is allowed only if you file a joint New York State tax return (Form IT-100, IT-200, IT-201, or IT-203).

How to claim the credit

In addition to the above federal requirements, to claim the New York State child and dependent care credit you must:

- file (or have filed) a New York State return for 2000,
- report the required information about the care provider on line 2 of Form IT-216, **and**
- complete Form IT-216.

Important terms

Qualifying person(s)

A *qualifying person* is:

- Any child **under age 13** whom you can claim as a dependent (but see *Exception for children of divorced or separated parents* below). If the child turned 13 during the year, the child is a qualifying person for the part of the year he or she was under age 13.
- Your disabled spouse who is not able to care for himself or herself.
- Any disabled person not able to care for himself or herself whom you can claim as a dependent for federal purposes (or could claim as a dependent for federal purposes, except that the person had gross income of \$2,800 or more). If this person is your child, see *Exception for children of divorced or separated parents* below. To find out who is a dependent, see the instructions for federal Form 1040 or 1040A, line 6c.

Caution: To be a qualifying person, the person **must** have shared the same home with you in 2000.

Exception for children of divorced or separated parents

If you were divorced, legally separated, or lived apart from your spouse during the last 6 months of 2000, you may be able to take the

credit even if your child is not your dependent. If your child is not your dependent, he or she is a qualifying person only if **all five** of the following **federal** requirements apply to you:

1. You had custody of the child for a longer time in 2000 than the other parent. For the definition of custody, see federal Publication 501, *Exemptions, Standard Deduction, and Filing Information*.
2. One or both of the parents provided over half of the child's support in 2000.
3. One or both of the parents had custody of the child for more than half of 2000.
4. The child was under age 13 or was disabled and could not care for himself or herself.
5. The other parent claims the child as a dependent because
 - as the custodial parent, you signed federal Form 8332, *Release of Claim to Exemption for Child of Divorced or Separated Parents*, or a similar statement agreeing not to claim the child's exemption for 2000, **or**
 - your divorce decree or written agreement went into effect before 1985 and it states that the other parent can claim the child as a dependent, and the other parent gave at least \$600 for the child's support in 2000. This rule does not apply if your decree or agreement was changed after 1984 to say that the other parent cannot claim the child as a dependent.

Qualified expenses

These include amounts paid for household services and care of the qualifying person(s) while you worked or looked for work. Child support payments are **not** qualified expenses. Also, expenses reimbursed by a state social service agency are **not** qualified expenses unless you included the reimbursement in your income.

Household services

These are services needed to care for the qualifying person as well as to run the home. They include, for example, the services of a cook, maid, babysitter, housekeeper, or cleaning person if the services were partly for the care of the qualifying person(s). Do not include services of a chauffeur or gardener.

You may also include your share of the employment taxes paid on wages for qualifying child and dependent care services.

Care of the qualifying person

Care includes the cost of services for the qualifying person's well-being and protection. It does not include the cost of clothing or entertainment.

You may include the cost of care provided outside your home for your dependent under age 13 or any other qualifying person(s) who regularly spends at least 8 hours a day in

your home. If the care was provided by a dependent care center, the center must meet all applicable state and local regulations. A *dependent care center* is a place that provides care for more than six persons (other than persons who live there) and receives a fee, payment, or grant for providing services for any of those persons, even if the center is not run for profit.

You may include amounts paid for food and schooling **only** if these items are part of the total care and cannot be separated from the total cost. But **do not** include the cost of schooling for a child in the first grade or above. Also, **do not** include any expenses for sending your child to an overnight camp.

Prior year's expenses

If you had qualified expenses for 1999 that you didn't pay until 2000, you may be able to claim these qualified expenses and increase the amount of credit you can take in 2000. For more information, see *Amount of Credit in federal Publication 503, Child and Dependent Care Expenses*. Also see the instructions for line 11 on the next page.

Earned income

Generally, this is your wages, salaries, tips, and other employee compensation. This is usually the amount shown on federal Form 1040, line 7. But earned income does not include a scholarship or fellowship grant if you did not get a wage and tax statement (federal Form W-2) for it.

Earned income does include certain nontaxable earned income, such as meals and lodging provided for the convenience of your employer. For more information, see federal Publication 503, *Child and Dependent Care Expenses*. However, including nontaxable earned income will only give you a larger credit if your other earned income (and your spouse's other earned income if filing a joint return) is less than the qualified expenses entered on line 5 of Form IT-216.

If you were a statutory employee and are filing Schedule C or C-EZ with your federal return to report income and expenses as a statutory employee, earned income also includes the amount from line 1 of that Schedule C or C-EZ.

If you were self-employed, earned income also includes the amount shown on federal Schedule SE, line 3, minus any deduction you claim on federal Form 1040, line 27. If you use either optional method to figure self-employment tax, subtract any deduction you claim on federal Form 1040, line 27, from the total of the amounts on federal Schedule SE, Section B, lines 3 and 4b, to figure your earned income.

Note: You must reduce your earned income by any loss from self-employment.

If you are **filing a joint federal return**, disregard community property laws. If your spouse died in 2000 and had no earned income, see federal Publication 503. If your spouse was a student or disabled in 2000, see the line 7 instructions on the next page.

Filling in your claim form

Form IT-216 is designed to let us use the latest scanning and image-processing equipment. Rectangular boxes have been printed on the form to guide you in making your handwritten entries. This will enable our scanning equipment to read your return more accurately and let us process it more efficiently. Please spend a moment reviewing the method below for making your entries:

- Please keep your name and address entries within the spaces provided. For example, your first name and middle initial should not go past the vertical line separating them from your last name, and your last name should start to the right of the vertical line. Similarly, your mailing address, ZIP code, etc., should be kept within the boxes provided.
- Please print (using a blue or black ballpoint pen; no pencils, please) or type all "X" marks and money amounts in the boxes or spaces provided.
- Do not use dollar signs, commas, decimal points, dashes or any other punctuation marks or symbols.
- Write your numerals like this:

1	2	3	4	5	6	7	8	9	0	X
---	---	---	---	---	---	---	---	---	---	---

- Carefully enter your money amounts so that the whole dollar amount ends in the box immediately to the left of the cents decimal and the cents amount starts in the box immediately to the right of the cents decimal.
 - Make your money amount entries in the boxes, allowing one numeral for each area.
- Example:** If your entry for line 5 is \$3,525.50, your money field entry should look like this:

...	5	,	3	5	2	5	.	5	0
-----	---	---	---	---	---	---	---	---	---

- Leave blank any spaces and boxes that do not apply to you.

Line instructions (for all filers)

All filers complete lines 1 through 14 as applicable. (**Form IT-100 filers** - Do not file Form IT-216 unless you have already filed your Form IT-100 for 2000 and did not claim the child and dependent care credit on it.)

Line 1

File Form IT-216 with your original 2000 New York State income tax return. If you have already filed your original return, you may file Form IT-216 by itself. If you haven't previously filed your income tax return for this year, you **must** file one with this claim.

Line 2

Complete columns (A) through (D) for each person or organization that provided the care. If you have more than two providers, list the information on a separate sheet. You can use federal Form W-10, *Dependent Care Provider's Identification and Certification*, or any other source listed in its instructions to get the information from the care provider. If

you do not give correct or complete information, your credit may be disallowed unless you can show you used due diligence (a serious and earnest effort) in trying to get the required information.

You can show **due diligence** to get the information by keeping in your records a federal Form W-10 completed by the care provider. Or you may keep one of the other sources of information listed in the instructions for Form W-10. If the provider does not give you the information, complete the entries you can on line 2 of Form IT-216. For example, enter the provider's name and address. Write **See Attached** in the columns for which you do not have the information. Then, attach an explanation to your Form IT-216 indicating that the care provider did not give you the information you requested.

Columns (A) and (B)

Enter the care provider's name and address. If you were covered by your employer's dependent care plan and your employer furnished the care (either at your workplace or by hiring a care provider), enter your employer's name in column (A). Next, write **See wage and tax statement** in column (B). Then leave columns (C) and (D) blank. If your employer paid a third party (not hired by your employer) on your behalf to provide the care, you must give information on the third party in columns (A) through (D).

Column (C)

If the care provider is an individual, enter his or her social security number (SSN). Otherwise, enter the provider's employer identification number (EIN). If the provider is a tax-exempt organization, write **Tax-Exempt** in column (C).

Column (D)

Enter the total amount you **actually paid** in 2000 to the care provider. Also, include amounts your employer paid to a third party on your behalf. It does not matter when the expenses were incurred. Do not reduce this amount by any reimbursement you received.

Line 3

List the name, qualified expenses paid in 2000, social security number and year of birth for the qualifying person(s) for whom you are claiming the New York State child and dependent care credit.

Caution: To be eligible to claim the New York State child and dependent care credit, you must provide a correct and valid social security number (SSN) for each person listed on your tax return. If the Internal Revenue Service (IRS) has issued you an individual taxpayer identification number (ITIN) because either you or a qualifying person claimed on Form IT-216 is a resident or nonresident alien, enter this ITIN in place of the social security number.

If you have applied for a social security number by filing federal Form SS-5 with the Social Security Administration or you have applied for an ITIN by filing federal Form W-7

with the IRS, but you have not received your SSN or ITIN by the April 16, 2001, filing deadline (April 17, 2001, if you are required to file your federal return at the IRS Service Center in Andover, Mass.), you can either:

- 1) File IT-370 requesting an automatic extension of time to file until August 15, 2001. (This extension does not give you any extra time to pay any tax owed. You should pay any New York taxes you expect to owe to avoid interest or penalty charges. For more information, see Form IT-370, *Application for Automatic Extension of Time to File for Individuals*.)
- 2) File your return on time without claiming the child and dependent care credit and do not attach Form IT-216. After receiving the SSN, file Form IT-216 and claim the credit.

Also be sure to place an **X** in the box under the heading *Person with disability*, if the qualifying person had a disability and was incapable of caring for himself or herself during 2000. If you have checked the box *Person with disability* and your qualifying person is 13 years of age or older, you must attach a letter from a doctor stating that the person is disabled. When we receive a letter from your qualifying person's doctor stating that your qualifying person is, by definition, permanently and totally disabled, we will keep that statement on file, and you will not have to provide this information again.

Line 5

Using the filing description below that fits you, enter the amount of your qualified expenses as instructed.

- If you filed federal Form 2441 or federal Form 1040A, Schedule 2 to claim the federal child and dependent care credit, enter on Form IT-216, line 5, the line 3 amount from federal Form 2441, or federal Form 1040A, Schedule 3.
- If you filed Form 2441 or federal Form 1040A, Schedule 2 **only** to complete Part III because you have dependent care benefits reported in box 10 of your federal Form W-2, enter on Form IT-216, line 5, the amount from line e of *Worksheet 1* below.
- If you did not file federal Form 2441 or federal Form 1040A, Schedule 2 but are completing Form IT-216 to claim the New York State child and dependent care credit, enter the amount of qualifying expenses you incurred and paid in 2000. **Do not include** the following expenses on line 5:
 1. Qualified expenses you incurred in 2000 but did not pay until 2001. However, next year you may be able to use these expenses to increase your 2001 credit.
 2. Qualified expenses you incurred in 1999 but did not pay until 2000. If you had prior year expenses you did not pay until 2000, see the instructions for line 11 below.

Worksheet 1

a. Enter the amount of qualified expenses you incurred and paid in 2000. Do not include on this line any excluded benefits shown on federal Form 2441, line 18 or federal Form 1040A, Schedule 2, line 18	a. _____
b. Enter \$2,400 (\$4,800 if two or more qualifying persons)	b. _____
c. Enter the amount from federal Form 2441, line 18 or federal Form 1040A, Schedule 2, line 18	c. _____
d. Subtract line c from line b. If zero or less, stop . You cannot take the credit. Exception: If you paid prior year (1999) expenses in 2000, see the line 11 instructions below	d. _____
e. Enter the smaller of line a or line d here and on Form IT-216, line 5	e. _____

For more information, see *Qualified expenses* on the front page.

Line 6

Enter **only your** earned income on line 6 (do not include your spouse's). For more information, see *Earned income* on the previous page.

Line 7

If you are filing your return using filing status ②, *Married filing joint return*, enter **only your spouse's** earned income on line 7. If you are using any other filing status, enter the amount from line 6 on line 7.

Spouse who was a student or disabled — Your spouse was a **student** if he or she was enrolled as a full-time student at a school during any 5 months of 2000. Your spouse was **disabled** if he or she was not capable of self-care. Figure your spouse's earned income on a monthly basis.

For each month or part of a month your spouse was a student or was disabled, he or she is considered to have worked and earned income. His or her other earned income for each month is considered to be at least \$200 (\$400 if more than one qualifying person was cared for in 2000). If your spouse also worked during that month, use the higher of \$200 (or \$400) or his or her actual earned income for that month. If, in the same month, both you and your spouse were either students or disabled, this rule applies to only one of you for that month.

For any month that your spouse was not disabled or a student, use your spouse's actual earned income if he or she worked during the month.

Line 8

Enter the smallest of line 5, 6, or 7. Federal limitations require you to use the lesser of qualified expenses, your earned income, or your spouse's earned income (if applicable) in the computation of the federal credit.

Line 9

Enter your federal adjusted gross income from federal Form 1040-A, line 20, or federal Form 1040, line 34.

Line 10

Enter on line 10 the appropriate decimal amount for your federal adjusted gross income shown on line 9. If you filed a federal joint tax return, but were allowed to file as *Married filing separately* for New York State income tax purposes, enter the decimal amount shown on the next page that applies to the amount shown on your federal return as federal adjusted gross income.

Line 11

This is your eligible federal child and dependent care credit. If you claimed the child and dependent care credit on your federal return, the amount shown on Form IT-216, line 11, should be the same as the amount shown on federal Form 2441, line 9, or federal Form 1040A, Schedule 2, line 9, before any federal limitation.

If you had qualified expenses for 1999 that you didn't pay until 2000, you may be able to claim these qualified expenses and increase the amount of credit you can take in 2000. If you can take a credit for 1999 expenses paid in 2000, write **PYE** and the amount of the credit you are claiming for prior year expenses on the dotted line next to line 11. Also include this amount in the line 11 amount box. Attach a statement showing how you figured the credit for 1999 expenses.

Line 12

Transfer the amount from line 11 to line 12 and complete the remainder of Form IT-216.

Line 13

For 2000, the New York State child and dependent care credit is a minimum of 20% and as much as 110% of the federal credit, depending on the amount of your New York adjusted gross income. Enter in the space provided your New York adjusted gross income using the following:

- **Form IT-200 filers** – amount from line e of Worksheet 2 below.
- **Form IT-201 filers** – amount from line 31 of Form IT-201.
- **Form IT-203 filers** – amount from line 31 of Form IT-203.

Worksheet 2 (for IT-200 filers only)

a. Enter the amount from Form IT-200, line 11	a. _____
b. Enter the amount from Form IT-200, line 12	b. _____
c. Enter the amount from Form IT-200, line 13	c. _____
d. Add lines b and c	d. _____
e. Subtract line d from line a. Enter this amount here and on Form IT-216, in the New York adjusted gross income space	e. _____

Use the table on the next page to determine the decimal to be entered on line 13.

New York State child and dependent care credit limitation table

If your New York adjusted gross income is -			If your New York adjusted gross income is -			If your New York adjusted gross income is -			If your New York adjusted gross income is -		
Over	But not over	Enter on line 13	Over	But not over	Enter on line 13	Over	But not over	Enter on line 13	Over	But not over	Enter on line 13
\$	- 25,000*	1.100	32,400	- 32,600	1.050	40,000	- 50,000	1.000	57,400	- 57,600	0.600
25,000	- 25,200	1.099	32,600	- 32,800	1.049	50,000	- 50,200	0.995	57,600	- 57,800	0.589
25,200	- 25,400	1.098	32,800	- 33,000	1.047	50,200	- 50,400	0.984	57,800	- 58,000	0.579
25,400	- 25,600	1.097	33,000	- 33,200	1.046	50,400	- 50,600	0.973	58,000	- 58,200	0.568
25,600	- 25,800	1.095	33,200	- 33,400	1.045	50,600	- 50,800	0.963	58,200	- 58,400	0.557
25,800	- 26,000	1.094	33,400	- 33,600	1.043	50,800	- 51,000	0.952	58,400	- 58,600	0.547
26,000	- 26,200	1.093	33,600	- 33,800	1.042	51,000	- 51,200	0.941	58,600	- 58,800	0.536
26,200	- 26,400	1.091	33,800	- 34,000	1.041	51,200	- 51,400	0.931	58,800	- 59,000	0.525
26,400	- 26,600	1.090	34,000	- 34,200	1.039	51,400	- 51,600	0.920	59,000	- 59,200	0.515
26,600	- 26,800	1.089	34,200	- 34,400	1.038	51,600	- 51,800	0.909	59,200	- 59,400	0.504
26,800	- 27,000	1.087	34,400	- 34,600	1.037	51,800	- 52,000	0.899	59,400	- 59,600	0.493
27,000	- 27,200	1.086	34,600	- 34,800	1.035	52,000	- 52,200	0.888	59,600	- 59,800	0.483
27,200	- 27,400	1.085	34,800	- 35,000	1.034	52,200	- 52,400	0.877	59,800	- 60,000	0.472
27,400	- 27,600	1.083	35,000	- 35,200	1.033	52,400	- 52,600	0.867	60,000	- 60,200	0.461
27,600	- 27,800	1.082	35,200	- 35,400	1.031	52,600	- 52,800	0.856	60,200	- 60,400	0.451
27,800	- 28,000	1.081	35,400	- 35,600	1.030	52,800	- 53,000	0.845	60,400	- 60,600	0.440
28,000	- 28,200	1.079	35,600	- 35,800	1.029	53,000	- 53,200	0.835	60,600	- 60,800	0.429
28,200	- 28,400	1.078	35,800	- 36,000	1.027	53,200	- 53,400	0.824	60,800	- 61,000	0.419
28,400	- 28,600	1.077	36,000	- 36,200	1.026	53,400	- 53,600	0.813	61,000	- 61,200	0.408
28,600	- 28,800	1.075	36,200	- 36,400	1.025	53,600	- 53,800	0.803	61,200	- 61,400	0.397
28,800	- 29,000	1.074	36,400	- 36,600	1.023	53,800	- 54,000	0.792	61,400	- 61,600	0.387
29,000	- 29,200	1.073	36,600	- 36,800	1.022	54,000	- 54,200	0.781	61,600	- 61,800	0.376
29,200	- 29,400	1.071	36,800	- 37,000	1.021	54,200	- 54,400	0.771	61,800	- 62,000	0.365
29,400	- 29,600	1.070	37,000	- 37,200	1.019	54,400	- 54,600	0.760	62,000	- 62,200	0.355
29,600	- 29,800	1.069	37,200	- 37,400	1.018	54,600	- 54,800	0.749	62,200	- 62,400	0.344
29,800	- 30,000	1.067	37,400	- 37,600	1.017	54,800	- 55,000	0.739	62,400	- 62,600	0.333
30,000	- 30,200	1.066	37,600	- 37,800	1.015	55,000	- 55,200	0.728	62,600	- 62,800	0.323
30,200	- 30,400	1.065	37,800	- 38,000	1.014	55,200	- 55,400	0.717	62,800	- 63,000	0.312
30,400	- 30,600	1.063	38,000	- 38,200	1.013	55,400	- 55,600	0.707	63,000	- 63,200	0.301
30,600	- 30,800	1.062	38,200	- 38,400	1.011	55,600	- 55,800	0.696	63,200	- 63,400	0.291
30,800	- 31,000	1.061	38,400	- 38,600	1.010	55,800	- 56,000	0.685	63,400	- 63,600	0.280
31,000	- 31,200	1.059	38,600	- 38,800	1.009	56,000	- 56,200	0.675	63,600	- 63,800	0.269
31,200	- 31,400	1.058	38,800	- 39,000	1.007	56,200	- 56,400	0.664	63,800	- 64,000	0.259
31,400	- 31,600	1.057	39,000	- 39,200	1.006	56,400	- 56,600	0.653	64,000	- 64,200	0.248
31,600	- 31,800	1.055	39,200	- 39,400	1.005	56,600	- 56,800	0.643	64,200	- 64,400	0.237
31,800	- 32,000	1.054	39,400	- 39,600	1.003	56,800	- 57,000	0.632	64,400	- 64,600	0.227
32,000	- 32,200	1.053	39,600	- 39,800	1.002	57,000	- 57,200	0.621	64,600	- 64,800	0.216
32,200	- 32,400	1.051	39,800	- 40,000	1.001	57,200	- 57,400	0.611	64,800	- 65,000	0.205
									65,000	No Limit	0.200

*This may be any amount up to \$25,000, including zero or a negative amount.

Line 14 — If you are attaching this claim to your original 2000 New York State income tax return and you answered *No* at line 1:

- **Residents** – Transfer the line 14 amount to Form IT-200, line 34, or Form IT-201, line 56.
- **Nonresidents** – Transfer the line 14 amount to Form IT-203, line 39.
- **Part-year residents** – Transfer the line 14 amount to Form IT-203, line 39 and continue on line 15 of Form IT-216.

If you pay someone to prepare your return, the paid preparer must also sign and fill in the other blanks in the paid preparer's area of your return. A person who prepares your return and does not charge you should not fill in the paid preparer's area.

Where to file

If you have previously filed your 2000 New York State income tax return and you answered *Yes* at line 1: mail your completed form to: State Processing Center, PO Box 61000, Albany NY 12261-0001.

Private delivery services

If you choose, you may use a private delivery service, instead of the U.S. Postal Service, to file your return. However, if, at a later date, you need to establish the date you filed your return, you cannot use the date recorded by a private delivery service **unless** you used a delivery service that has been designated by the U.S. Secretary of the Treasury or the Commissioner of Taxation and Finance. (Currently designated delivery services are listed in Publication 55, *Designated Private Delivery Services*. See *Need help?* on the back page of Form IT-216 for information on ordering forms and publications.) If you use any private delivery service, whether it is a designated service or not, address your return to: **State Processing Center, 431C Broadway, Albany NY 12204-4836.**

Line instructions for part-year residents only (lines 15-22)

Lines 15 through 22 need to be completed **only** by part-year residents claiming the New York State child and dependent care credit who are filing, or have previously filed, Form IT-203, *Nonresident and Part-Year Resident Income Tax Return*, for 2000. The amounts for these lines can be found on the appropriate lines of Form IT-203 or Form IT-203-B, *Other New York State and City of New York Taxes and Tax Credits*, or the instructions for Form IT-203.

The New York State child and dependent care credit must first reduce your tax liability to zero before the remaining excess is eligible to be refunded. The amount to be refunded will be based on the ratio of resident period income to the combined income from both the resident and nonresident periods.

Line 21– Divide line 19 by line 20 and carry the result to four decimal places. **Do not enter more than 100% (1.0000)** even if your actual result is more than 100%. If the result is zero percent (0%), you have no remaining excess child care credit available to be refunded. Do not complete line 22.

Line 22 – If line 21 is greater than 0%, multiply line 18 by line 21 and enter the result on line 22. If you answered *No* at line 1, transfer the line 22 amount to Form IT-203-B, line 44 and attach Form IT-216 to your Form IT-203. This amount represents the refundable portion of your part-year resident child and dependent care credit.

See *Where to file* and *Private delivery services* above.




2000 New York State Tax Table

\$0 - \$5,999

57

Based on Taxable Income - line 35 of Form IT-201
(or line 18 of Form IT-200)

Example: Mr. and Mrs. Jones are filing a joint return. Their taxable income on line 35 of Form IT-201 is \$38,275. First, they find the 38,250 - 38,300 income line. Next, they find the column for Married filing jointly and read down the column. The amount shown where the income line and filing status column meet is \$1,844. This is the tax amount they must write on line 36 of Form IT-201.



At least	But less than	Single or Married filing separately	Married filing jointly *	Head of a household
Your New York State tax is:				
38,200	38,250	2,221	1,841	2,055
38,250	38,300	2,225	1,844	2,059
38,300	38,350	2,228	1,847	2,062
38,350	38,400	2,232	1,850	2,066

Important: If your New York adjusted gross income (line 31 of Form IT-201) is more than \$100,000, you must complete either "Tax computation worksheet 1" or "worksheet 2" on page 25 of these instructions.

If line 35 (taxable income) is -		And you are -			If line 35 (taxable income) is -		And you are -			If line 35 (taxable income) is -		And you are -		
At least	But less than	Single or Married filing separately	Married filing jointly *	Head of a household	At least	But less than	Single or Married filing separately	Married filing jointly *	Head of a household	At least	But less than	Single or Married filing separately	Married filing jointly *	Head of a household
\$0	\$13	\$0	\$0	\$0	2,000	2,050	Your New York State tax is:			4,000	4,050	Your New York State tax is:		
13	25	1	1	1	2,000	2,050	81	81	81	4,000	4,050	161	161	161
25	50	2	2	2	2,050	2,100	83	83	83	4,050	4,100	163	163	163
50	100	3	3	3	2,100	2,150	85	85	85	4,100	4,150	165	165	165
100	150	5	5	5	2,150	2,200	87	87	87	4,150	4,200	167	167	167
150	200	7	7	7	2,200	2,250	89	89	89	4,200	4,250	169	169	169
200	250	9	9	9	2,250	2,300	91	91	91	4,250	4,300	171	171	171
250	300	11	11	11	2,300	2,350	93	93	93	4,300	4,350	173	173	173
300	350	13	13	13	2,350	2,400	95	95	95	4,350	4,400	175	175	175
350	400	15	15	15	2,400	2,450	97	97	97	4,400	4,450	177	177	177
400	450	17	17	17	2,450	2,500	99	99	99	4,450	4,500	179	179	179
450	500	19	19	19	2,500	2,550	101	101	101	4,500	4,550	181	181	181
500	550	21	21	21	2,550	2,600	103	103	103	4,550	4,600	183	183	183
550	600	23	23	23	2,600	2,650	105	105	105	4,600	4,650	185	185	185
600	650	25	25	25	2,650	2,700	107	107	107	4,650	4,700	187	187	187
650	700	27	27	27	2,700	2,750	109	109	109	4,700	4,750	189	189	189
700	750	29	29	29	2,750	2,800	111	111	111	4,750	4,800	191	191	191
750	800	31	31	31	2,800	2,850	113	113	113	4,800	4,850	193	193	193
800	850	33	33	33	2,850	2,900	115	115	115	4,850	4,900	195	195	195
850	900	35	35	35	2,900	2,950	117	117	117	4,900	4,950	197	197	197
900	950	37	37	37	2,950	3,000	119	119	119	4,950	5,000	199	199	199
950	1,000	39	39	39										
1,000		Your New York State tax is:			3,000		Your New York State tax is:			5,000		Your New York State tax is:		
1,000	1,050	41	41	41	3,000	3,050	121	121	121	5,000	5,050	201	201	201
1,050	1,100	43	43	43	3,050	3,100	123	123	123	5,050	5,100	203	203	203
1,100	1,150	45	45	45	3,100	3,150	125	125	125	5,100	5,150	205	205	205
1,150	1,200	47	47	47	3,150	3,200	127	127	127	5,150	5,200	207	207	207
1,200	1,250	49	49	49	3,200	3,250	129	129	129	5,200	5,250	209	209	209
1,250	1,300	51	51	51	3,250	3,300	131	131	131	5,250	5,300	211	211	211
1,300	1,350	53	53	53	3,300	3,350	133	133	133	5,300	5,350	213	213	213
1,350	1,400	55	55	55	3,350	3,400	135	135	135	5,350	5,400	215	215	215
1,400	1,450	57	57	57	3,400	3,450	137	137	137	5,400	5,450	217	217	217
1,450	1,500	59	59	59	3,450	3,500	139	139	139	5,450	5,500	219	219	219
1,500	1,550	61	61	61	3,500	3,550	141	141	141	5,500	5,550	221	221	221
1,550	1,600	63	63	63	3,550	3,600	143	143	143	5,550	5,600	223	223	223
1,600	1,650	65	65	65	3,600	3,650	145	145	145	5,600	5,650	225	225	225
1,650	1,700	67	67	67	3,650	3,700	147	147	147	5,650	5,700	227	227	227
1,700	1,750	69	69	69	3,700	3,750	149	149	149	5,700	5,750	229	229	229
1,750	1,800	71	71	71	3,750	3,800	151	151	151	5,750	5,800	231	231	231
1,800	1,850	73	73	73	3,800	3,850	153	153	153	5,800	5,850	233	233	233
1,850	1,900	75	75	75	3,850	3,900	155	155	155	5,850	5,900	235	235	235
1,900	1,950	77	77	77	3,900	3,950	157	157	157	5,900	5,950	237	237	237
1,950	2,000	79	79	79	3,950	4,000	159	159	159	5,950	6,000	239	239	239

* This column must also be used by a qualifying widow(er)



If line 35 (taxable income) is -		And you are -			If line 35 (taxable income) is -		And you are -			If line 35 (taxable income) is -		And you are -		
At least	But less than	Single or Married filing separately	Married filing jointly *	Head of a household	At least	But less than	Single or Married filing separately	Married filing jointly *	Head of a household	At least	But less than	Single or Married filing separately	Married filing jointly *	Head of a household
6,000		Your New York State tax is:			9,000		Your New York State tax is:			12,000		Your New York State tax is:		
6,000	6,050	241	241	241	9,000	9,050	366	361	361	12,000	12,050	509	481	486
6,050	6,100	243	243	243	9,050	9,100	368	363	363	12,050	12,100	511	483	488
6,100	6,150	245	245	245	9,100	9,150	371	365	365	12,100	12,150	514	485	491
6,150	6,200	247	247	247	9,150	9,200	373	367	367	12,150	12,200	517	487	493
6,200	6,250	249	249	249	9,200	9,250	375	369	369	12,200	12,250	519	489	495
6,250	6,300	251	251	251	9,250	9,300	377	371	371	12,250	12,300	522	491	497
6,300	6,350	253	253	253	9,300	9,350	380	373	373	12,300	12,350	525	493	500
6,350	6,400	255	255	255	9,350	9,400	382	375	375	12,350	12,400	527	495	502
6,400	6,450	257	257	257	9,400	9,450	384	377	377	12,400	12,450	530	497	504
6,450	6,500	259	259	259	9,450	9,500	386	379	379	12,450	12,500	532	499	506
6,500	6,550	261	261	261	9,500	9,550	389	381	381	12,500	12,550	535	501	509
6,550	6,600	263	263	263	9,550	9,600	391	383	383	12,550	12,600	538	503	511
6,600	6,650	265	265	265	9,600	9,650	393	385	385	12,600	12,650	540	505	513
6,650	6,700	267	267	267	9,650	9,700	395	387	387	12,650	12,700	543	507	515
6,700	6,750	269	269	269	9,700	9,750	398	389	389	12,700	12,750	546	509	518
6,750	6,800	271	271	271	9,750	9,800	400	391	391	12,750	12,800	548	511	520
6,800	6,850	273	273	273	9,800	9,850	402	393	393	12,800	12,850	551	513	522
6,850	6,900	275	275	275	9,850	9,900	404	395	395	12,850	12,900	553	515	524
6,900	6,950	277	277	277	9,900	9,950	407	397	397	12,900	12,950	556	517	527
6,950	7,000	279	279	279	9,950	10,000	409	399	399	12,950	13,000	559	519	529
7,000		Your New York State tax is:			10,000		Your New York State tax is:			13,000		Your New York State tax is:		
7,000	7,050	281	281	281	10,000	10,050	411	401	401	13,000	13,050	561	521	531
7,050	7,100	283	283	283	10,050	10,100	413	403	403	13,050	13,100	564	523	533
7,100	7,150	285	285	285	10,100	10,150	416	405	405	13,100	13,150	567	525	536
7,150	7,200	287	287	287	10,150	10,200	418	407	407	13,150	13,200	570	527	538
7,200	7,250	289	289	289	10,200	10,250	420	409	409	13,200	13,250	573	529	540
7,250	7,300	291	291	291	10,250	10,300	422	411	411	13,250	13,300	576	531	542
7,300	7,350	293	293	293	10,300	10,350	425	413	413	13,300	13,350	579	533	545
7,350	7,400	295	295	295	10,350	10,400	427	415	415	13,350	13,400	582	535	547
7,400	7,450	297	297	297	10,400	10,450	429	417	417	13,400	13,450	585	537	549
7,450	7,500	299	299	299	10,450	10,500	431	419	419	13,450	13,500	588	539	551
7,500	7,550	301	301	301	10,500	10,550	434	421	421	13,500	13,550	591	541	554
7,550	7,600	303	303	303	10,550	10,600	436	423	423	13,550	13,600	594	543	556
7,600	7,650	305	305	305	10,600	10,650	438	425	425	13,600	13,650	597	545	558
7,650	7,700	307	307	307	10,650	10,700	440	427	427	13,650	13,700	600	547	560
7,700	7,750	309	309	309	10,700	10,750	443	429	429	13,700	13,750	603	549	563
7,750	7,800	311	311	311	10,750	10,800	445	431	431	13,750	13,800	606	551	565
7,800	7,850	313	313	313	10,800	10,850	447	433	433	13,800	13,850	609	553	567
7,850	7,900	315	315	315	10,850	10,900	449	435	435	13,850	13,900	612	555	569
7,900	7,950	317	317	317	10,900	10,950	452	437	437	13,900	13,950	615	557	572
7,950	8,000	319	319	319	10,950	11,000	454	439	439	13,950	14,000	618	559	574
8,000		Your New York State tax is:			11,000		Your New York State tax is:			14,000		Your New York State tax is:		
8,000	8,050	321	321	321	11,000	11,050	456	441	441	14,000	14,050	620	561	576
8,050	8,100	323	323	323	11,050	11,100	459	443	443	14,050	14,100	623	563	578
8,100	8,150	326	325	325	11,100	11,150	462	445	446	14,100	14,150	626	565	581
8,150	8,200	328	327	327	11,150	11,200	464	447	448	14,150	14,200	629	567	583
8,200	8,250	330	329	329	11,200	11,250	467	449	450	14,200	14,250	632	569	585
8,250	8,300	332	331	331	11,250	11,300	469	451	452	14,250	14,300	635	571	587
8,300	8,350	335	333	333	11,300	11,350	472	453	455	14,300	14,350	638	573	590
8,350	8,400	337	335	335	11,350	11,400	475	455	457	14,350	14,400	641	575	592
8,400	8,450	339	337	337	11,400	11,450	477	457	459	14,400	14,450	644	577	594
8,450	8,500	341	339	339	11,450	11,500	480	459	461	14,450	14,500	647	579	596
8,500	8,550	344	341	341	11,500	11,550	483	461	464	14,500	14,550	650	581	599
8,550	8,600	346	343	343	11,550	11,600	485	463	466	14,550	14,600	653	583	601
8,600	8,650	348	345	345	11,600	11,650	488	465	468	14,600	14,650	656	585	603
8,650	8,700	350	347	347	11,650	11,700	490	467	470	14,650	14,700	659	587	605
8,700	8,750	353	349	349	11,700	11,750	493	469	473	14,700	14,750	662	589	608
8,750	8,800	355	351	351	11,750	11,800	496	471	475	14,750	14,800	665	591	610
8,800	8,850	357	353	353	11,800	11,850	498	473	477	14,800	14,850	668	593	612
8,850	8,900	359	355	355	11,850	11,900	501	475	479	14,850	14,900	671	595	614
8,900	8,950	362	357	357	11,900	11,950	504	477	482	14,900	14,950	674	597	617
8,950	9,000	364	359	359	11,950	12,000	506	479	484	14,950	15,000	677	599	619

* This column must also be used by a qualifying widow(er)



2000 New York State Tax Table

\$15,000 - \$23,999

If line 35 (taxable income) is -		And you are -			If line 35 (taxable income) is -		And you are -			If line 35 (taxable income) is -		And you are -		
At least	But less than	Single or Married filing separately	Married filing jointly *	Head of a household	At least	But less than	Single or Married filing separately	Married filing jointly *	Head of a household	At least	But less than	Single or Married filing separately	Married filing jointly *	Head of a household
15,000		Your New York State tax is:			18,000		Your New York State tax is:			21,000		Your New York State tax is:		
15,000	15,050	679	601	621	18,000	18,050	856	731	785	21,000	21,050	1,043	866	962
15,050	15,100	682	603	624	18,050	18,100	859	733	788	21,050	21,100	1,047	868	965
15,100	15,150	685	605	627	18,100	18,150	862	736	791	21,100	21,150	1,050	871	968
15,150	15,200	688	607	629	18,150	18,200	865	738	794	21,150	21,200	1,053	873	971
15,200	15,250	691	609	632	18,200	18,250	868	740	797	21,200	21,250	1,057	875	974
15,250	15,300	694	611	634	18,250	18,300	871	742	800	21,250	21,300	1,060	877	977
15,300	15,350	697	613	637	18,300	18,350	874	745	803	21,300	21,350	1,064	880	980
15,350	15,400	700	615	640	18,350	18,400	877	747	806	21,350	21,400	1,067	882	983
15,400	15,450	703	617	642	18,400	18,450	880	749	809	21,400	21,450	1,071	884	986
15,450	15,500	706	619	645	18,450	18,500	883	751	812	21,450	21,500	1,074	886	989
15,500	15,550	709	621	648	18,500	18,550	886	754	815	21,500	21,550	1,077	889	992
15,550	15,600	712	623	650	18,550	18,600	889	756	818	21,550	21,600	1,081	891	995
15,600	15,650	715	625	653	18,600	18,650	892	758	821	21,600	21,650	1,084	893	998
15,650	15,700	718	627	655	18,650	18,700	895	760	824	21,650	21,700	1,088	895	1,001
15,700	15,750	721	629	658	18,700	18,750	898	763	827	21,700	21,750	1,091	898	1,004
15,750	15,800	724	631	661	18,750	18,800	901	765	830	21,750	21,800	1,095	900	1,007
15,800	15,850	727	633	663	18,800	18,850	904	767	833	21,800	21,850	1,098	902	1,010
15,850	15,900	730	635	666	18,850	18,900	907	769	836	21,850	21,900	1,101	904	1,013
15,900	15,950	733	637	669	18,900	18,950	910	772	839	21,900	21,950	1,105	907	1,016
15,950	16,000	736	639	671	18,950	19,000	913	774	842	21,950	22,000	1,108	909	1,019
16,000		Your New York State tax is:			19,000		Your New York State tax is:			22,000		Your New York State tax is:		
16,000	16,050	738	641	674	19,000	19,050	915	776	844	22,000	22,050	1,112	911	1,021
16,050	16,100	741	643	676	19,050	19,100	918	778	847	22,050	22,100	1,115	914	1,024
16,100	16,150	744	646	679	19,100	19,150	921	781	850	22,100	22,150	1,119	917	1,027
16,150	16,200	747	648	682	19,150	19,200	924	783	853	22,150	22,200	1,122	919	1,030
16,200	16,250	750	650	684	19,200	19,250	927	785	856	22,200	22,250	1,125	922	1,033
16,250	16,300	753	652	687	19,250	19,300	930	787	859	22,250	22,300	1,129	924	1,036
16,300	16,350	756	655	690	19,300	19,350	933	790	862	22,300	22,350	1,132	927	1,039
16,350	16,400	759	657	692	19,350	19,400	936	792	865	22,350	22,400	1,136	930	1,042
16,400	16,450	762	659	695	19,400	19,450	939	794	868	22,400	22,450	1,139	932	1,045
16,450	16,500	765	661	697	19,450	19,500	942	796	871	22,450	22,500	1,143	935	1,048
16,500	16,550	768	664	700	19,500	19,550	945	799	874	22,500	22,550	1,146	938	1,051
16,550	16,600	771	666	703	19,550	19,600	948	801	877	22,550	22,600	1,149	940	1,054
16,600	16,650	774	668	705	19,600	19,650	951	803	880	22,600	22,650	1,153	943	1,057
16,650	16,700	777	670	708	19,650	19,700	954	805	883	22,650	22,700	1,156	945	1,060
16,700	16,750	780	673	711	19,700	19,750	957	808	886	22,700	22,750	1,160	948	1,063
16,750	16,800	783	675	713	19,750	19,800	960	810	889	22,750	22,800	1,163	951	1,066
16,800	16,850	786	677	716	19,800	19,850	963	812	892	22,800	22,850	1,167	953	1,069
16,850	16,900	789	679	718	19,850	19,900	966	814	895	22,850	22,900	1,170	956	1,072
16,900	16,950	792	682	721	19,900	19,950	969	817	898	22,900	22,950	1,173	959	1,075
16,950	17,000	795	684	724	19,950	20,000	972	819	901	22,950	23,000	1,177	961	1,078
17,000		Your New York State tax is:			20,000		Your New York State tax is:			23,000		Your New York State tax is:		
17,000	17,050	797	686	726	20,000	20,050	975	821	903	23,000	23,050	1,180	964	1,080
17,050	17,100	800	688	729	20,050	20,100	978	823	906	23,050	23,100	1,184	966	1,083
17,100	17,150	803	691	732	20,100	20,150	982	826	909	23,100	23,150	1,187	969	1,086
17,150	17,200	806	693	735	20,150	20,200	985	828	912	23,150	23,200	1,190	972	1,089
17,200	17,250	809	695	738	20,200	20,250	988	830	915	23,200	23,250	1,194	974	1,092
17,250	17,300	812	697	741	20,250	20,300	992	832	918	23,250	23,300	1,197	977	1,095
17,300	17,350	815	700	744	20,300	20,350	995	835	921	23,300	23,350	1,201	980	1,098
17,350	17,400	818	702	747	20,350	20,400	999	837	924	23,350	23,400	1,204	982	1,101
17,400	17,450	821	704	750	20,400	20,450	1,002	839	927	23,400	23,450	1,208	985	1,104
17,450	17,500	824	706	753	20,450	20,500	1,006	841	930	23,450	23,500	1,211	987	1,107
17,500	17,550	827	709	756	20,500	20,550	1,009	844	933	23,500	23,550	1,214	990	1,110
17,550	17,600	830	711	759	20,550	20,600	1,012	846	936	23,550	23,600	1,218	993	1,113
17,600	17,650	833	713	762	20,600	20,650	1,016	848	939	23,600	23,650	1,221	995	1,116
17,650	17,700	836	715	765	20,650	20,700	1,019	850	942	23,650	23,700	1,225	998	1,119
17,700	17,750	839	718	768	20,700	20,750	1,023	853	945	23,700	23,750	1,228	1,001	1,122
17,750	17,800	842	720	771	20,750	20,800	1,026	855	948	23,750	23,800	1,232	1,003	1,125
17,800	17,850	845	722	774	20,800	20,850	1,030	857	951	23,800	23,850	1,235	1,006	1,128
17,850	17,900	848	724	777	20,850	20,900	1,033	859	954	23,850	23,900	1,238	1,008	1,131
17,900	17,950	851	727	780	20,900	20,950	1,036	862	957	23,900	23,950	1,242	1,011	1,134
17,950	18,000	854	729	783	20,950	21,000	1,040	864	960	23,950	24,000	1,245	1,014	1,137

* This column must also be used by a qualifying widow(er)



If line 35 (taxable income) is -		And you are -			If line 35 (taxable income) is -		And you are -			If line 35 (taxable income) is -		And you are -		
At least	But less than	Single or Married filing separately	Married filing jointly *	Head of a household	At least	But less than	Single or Married filing separately	Married filing jointly *	Head of a household	At least	But less than	Single or Married filing separately	Married filing jointly *	Head of a household
24,000		Your New York State tax is:			27,000		Your New York State tax is:			30,000		Your New York State tax is:		
24,000	24,050	1,249	1,016	1,139	27,000	27,050	1,454	1,180	1,316	30,000	30,050	1,660	1,357	1,494
24,050	24,100	1,252	1,019	1,142	27,050	27,100	1,458	1,183	1,319	30,050	30,100	1,663	1,360	1,497
24,100	24,150	1,256	1,022	1,145	27,100	27,150	1,461	1,186	1,322	30,100	30,150	1,667	1,363	1,501
24,150	24,200	1,259	1,024	1,148	27,150	27,200	1,464	1,189	1,325	30,150	30,200	1,670	1,366	1,504
24,200	24,250	1,262	1,027	1,151	27,200	27,250	1,468	1,192	1,328	30,200	30,250	1,673	1,369	1,507
24,250	24,300	1,266	1,029	1,154	27,250	27,300	1,471	1,195	1,331	30,250	30,300	1,677	1,372	1,511
24,300	24,350	1,269	1,032	1,157	27,300	27,350	1,475	1,198	1,334	30,300	30,350	1,680	1,375	1,514
24,350	24,400	1,273	1,035	1,160	27,350	27,400	1,478	1,201	1,337	30,350	30,400	1,684	1,378	1,518
24,400	24,450	1,276	1,037	1,163	27,400	27,450	1,482	1,204	1,340	30,400	30,450	1,687	1,381	1,521
24,450	24,500	1,280	1,040	1,166	27,450	27,500	1,485	1,207	1,343	30,450	30,500	1,691	1,384	1,525
24,500	24,550	1,283	1,043	1,169	27,500	27,550	1,488	1,210	1,346	30,500	30,550	1,694	1,387	1,528
24,550	24,600	1,286	1,045	1,172	27,550	27,600	1,492	1,213	1,349	30,550	30,600	1,697	1,390	1,531
24,600	24,650	1,290	1,048	1,175	27,600	27,650	1,495	1,216	1,352	30,600	30,650	1,701	1,393	1,535
24,650	24,700	1,293	1,050	1,178	27,650	27,700	1,499	1,219	1,355	30,650	30,700	1,704	1,396	1,538
24,700	24,750	1,297	1,053	1,181	27,700	27,750	1,502	1,222	1,358	30,700	30,750	1,708	1,399	1,542
24,750	24,800	1,300	1,056	1,184	27,750	27,800	1,506	1,225	1,361	30,750	30,800	1,711	1,402	1,545
24,800	24,850	1,304	1,058	1,187	27,800	27,850	1,509	1,228	1,364	30,800	30,850	1,715	1,405	1,549
24,850	24,900	1,307	1,061	1,190	27,850	27,900	1,512	1,231	1,367	30,850	30,900	1,718	1,408	1,552
24,900	24,950	1,310	1,064	1,193	27,900	27,950	1,516	1,234	1,370	30,900	30,950	1,721	1,411	1,555
24,950	25,000	1,314	1,066	1,196	27,950	28,000	1,519	1,237	1,373	30,950	31,000	1,725	1,414	1,559
25,000		Your New York State tax is:			28,000		Your New York State tax is:			31,000		Your New York State tax is:		
25,000	25,050	1,317	1,069	1,198	28,000	28,050	1,523	1,239	1,375	31,000	31,050	1,728	1,416	1,562
25,050	25,100	1,321	1,071	1,201	28,050	28,100	1,526	1,242	1,378	31,050	31,100	1,732	1,419	1,566
25,100	25,150	1,324	1,074	1,204	28,100	28,150	1,530	1,245	1,381	31,100	31,150	1,735	1,422	1,569
25,150	25,200	1,327	1,077	1,207	28,150	28,200	1,533	1,248	1,384	31,150	31,200	1,738	1,425	1,572
25,200	25,250	1,331	1,079	1,210	28,200	28,250	1,536	1,251	1,387	31,200	31,250	1,742	1,428	1,576
25,250	25,300	1,334	1,082	1,213	28,250	28,300	1,540	1,254	1,390	31,250	31,300	1,745	1,431	1,579
25,300	25,350	1,338	1,085	1,216	28,300	28,350	1,543	1,257	1,393	31,300	31,350	1,749	1,434	1,583
25,350	25,400	1,341	1,087	1,219	28,350	28,400	1,547	1,260	1,396	31,350	31,400	1,752	1,437	1,586
25,400	25,450	1,345	1,090	1,222	28,400	28,450	1,550	1,263	1,399	31,400	31,450	1,756	1,440	1,590
25,450	25,500	1,348	1,092	1,225	28,450	28,500	1,554	1,266	1,402	31,450	31,500	1,759	1,443	1,593
25,500	25,550	1,351	1,095	1,228	28,500	28,550	1,557	1,269	1,405	31,500	31,550	1,762	1,446	1,596
25,550	25,600	1,355	1,098	1,231	28,550	28,600	1,560	1,272	1,408	31,550	31,600	1,766	1,449	1,600
25,600	25,650	1,358	1,100	1,234	28,600	28,650	1,564	1,275	1,411	31,600	31,650	1,769	1,452	1,603
25,650	25,700	1,362	1,103	1,237	28,650	28,700	1,567	1,278	1,414	31,650	31,700	1,773	1,455	1,607
25,700	25,750	1,365	1,106	1,240	28,700	28,750	1,571	1,281	1,417	31,700	31,750	1,776	1,458	1,610
25,750	25,800	1,369	1,108	1,243	28,750	28,800	1,574	1,284	1,420	31,750	31,800	1,780	1,461	1,614
25,800	25,850	1,372	1,111	1,246	28,800	28,850	1,578	1,287	1,423	31,800	31,850	1,783	1,464	1,617
25,850	25,900	1,375	1,113	1,249	28,850	28,900	1,581	1,290	1,426	31,850	31,900	1,786	1,467	1,620
25,900	25,950	1,379	1,116	1,252	28,900	28,950	1,584	1,293	1,429	31,900	31,950	1,790	1,470	1,624
25,950	26,000	1,382	1,119	1,255	28,950	29,000	1,588	1,296	1,432	31,950	32,000	1,793	1,473	1,627
26,000		Your New York State tax is:			29,000		Your New York State tax is:			32,000		Your New York State tax is:		
26,000	26,050	1,386	1,121	1,257	29,000	29,050	1,591	1,298	1,434	32,000	32,050	1,797	1,475	1,631
26,050	26,100	1,389	1,124	1,260	29,050	29,100	1,595	1,301	1,437	32,050	32,100	1,800	1,478	1,634
26,100	26,150	1,393	1,127	1,263	29,100	29,150	1,598	1,304	1,440	32,100	32,150	1,804	1,481	1,638
26,150	26,200	1,396	1,130	1,266	29,150	29,200	1,601	1,307	1,443	32,150	32,200	1,807	1,484	1,641
26,200	26,250	1,399	1,133	1,269	29,200	29,250	1,605	1,310	1,446	32,200	32,250	1,810	1,487	1,644
26,250	26,300	1,403	1,136	1,272	29,250	29,300	1,608	1,313	1,449	32,250	32,300	1,814	1,490	1,648
26,300	26,350	1,406	1,139	1,275	29,300	29,350	1,612	1,316	1,452	32,300	32,350	1,817	1,493	1,651
26,350	26,400	1,410	1,142	1,278	29,350	29,400	1,615	1,319	1,455	32,350	32,400	1,821	1,496	1,655
26,400	26,450	1,413	1,145	1,281	29,400	29,450	1,619	1,322	1,458	32,400	32,450	1,824	1,499	1,658
26,450	26,500	1,417	1,148	1,284	29,450	29,500	1,622	1,325	1,461	32,450	32,500	1,828	1,502	1,662
26,500	26,550	1,420	1,151	1,287	29,500	29,550	1,625	1,328	1,464	32,500	32,550	1,831	1,505	1,665
26,550	26,600	1,423	1,154	1,290	29,550	29,600	1,629	1,331	1,467	32,550	32,600	1,834	1,508	1,668
26,600	26,650	1,427	1,157	1,293	29,600	29,650	1,632	1,334	1,470	32,600	32,650	1,838	1,511	1,672
26,650	26,700	1,430	1,160	1,296	29,650	29,700	1,636	1,337	1,473	32,650	32,700	1,841	1,514	1,675
26,700	26,750	1,434	1,163	1,299	29,700	29,750	1,639	1,340	1,476	32,700	32,750	1,845	1,517	1,679
26,750	26,800	1,437	1,166	1,302	29,750	29,800	1,643	1,343	1,479	32,750	32,800	1,848	1,520	1,682
26,800	26,850	1,441	1,169	1,305	29,800	29,850	1,646	1,346	1,482	32,800	32,850	1,852	1,523	1,686
26,850	26,900	1,444	1,172	1,308	29,850	29,900	1,649	1,349	1,485	32,850	32,900	1,855	1,526	1,689
26,900	26,950	1,447	1,175	1,311	29,900	29,950	1,653	1,352	1,488	32,900	32,950	1,858	1,529	1,692
26,950	27,000	1,451	1,178	1,314	29,950	30,000	1,656	1,355	1,491	32,950	33,000	1,862	1,532	1,696

* This column must also be used by a qualifying widow(er)



2000 New York State Tax Table

\$33,000 - \$41,999

If line 35 (taxable income) is -		And you are -			If line 35 (taxable income) is -		And you are -			If line 35 (taxable income) is -		And you are -		
At least	But less than	Single or Married filing separately	Married filing jointly *	Head of a household	At least	But less than	Single or Married filing separately	Married filing jointly *	Head of a household	At least	But less than	Single or Married filing separately	Married filing jointly *	Head of a household
33,000		Your New York State tax is:			36,000		Your New York State tax is:			39,000		Your New York State tax is:		
33,000	33,050	1,865	1,534	1,699	36,000	36,050	2,071	1,711	1,905	39,000	39,050	2,276	1,888	2,110
33,050	33,100	1,869	1,537	1,703	36,050	36,100	2,074	1,714	1,908	39,050	39,100	2,280	1,891	2,114
33,100	33,150	1,872	1,540	1,706	36,100	36,150	2,078	1,717	1,912	39,100	39,150	2,283	1,894	2,117
33,150	33,200	1,875	1,543	1,709	36,150	36,200	2,081	1,720	1,915	39,150	39,200	2,286	1,897	2,120
33,200	33,250	1,879	1,546	1,713	36,200	36,250	2,084	1,723	1,918	39,200	39,250	2,290	1,900	2,124
33,250	33,300	1,882	1,549	1,716	36,250	36,300	2,088	1,726	1,922	39,250	39,300	2,293	1,903	2,127
33,300	33,350	1,886	1,552	1,720	36,300	36,350	2,091	1,729	1,925	39,300	39,350	2,297	1,906	2,131
33,350	33,400	1,889	1,555	1,723	36,350	36,400	2,095	1,732	1,929	39,350	39,400	2,300	1,909	2,134
33,400	33,450	1,893	1,558	1,727	36,400	36,450	2,098	1,735	1,932	39,400	39,450	2,304	1,912	2,138
33,450	33,500	1,896	1,561	1,730	36,450	36,500	2,102	1,738	1,936	39,450	39,500	2,307	1,915	2,141
33,500	33,550	1,899	1,564	1,733	36,500	36,550	2,105	1,741	1,939	39,500	39,550	2,310	1,918	2,144
33,550	33,600	1,903	1,567	1,737	36,550	36,600	2,108	1,744	1,942	39,550	39,600	2,314	1,921	2,148
33,600	33,650	1,906	1,570	1,740	36,600	36,650	2,112	1,747	1,946	39,600	39,650	2,317	1,924	2,151
33,650	33,700	1,910	1,573	1,744	36,650	36,700	2,115	1,750	1,949	39,650	39,700	2,321	1,927	2,155
33,700	33,750	1,913	1,576	1,747	36,700	36,750	2,119	1,753	1,953	39,700	39,750	2,324	1,930	2,158
33,750	33,800	1,917	1,579	1,751	36,750	36,800	2,122	1,756	1,956	39,750	39,800	2,328	1,933	2,162
33,800	33,850	1,920	1,582	1,754	36,800	36,850	2,126	1,759	1,960	39,800	39,850	2,331	1,936	2,165
33,850	33,900	1,923	1,585	1,757	36,850	36,900	2,129	1,762	1,963	39,850	39,900	2,334	1,939	2,168
33,900	33,950	1,927	1,588	1,761	36,900	36,950	2,132	1,765	1,966	39,900	39,950	2,338	1,942	2,172
33,950	34,000	1,930	1,591	1,764	36,950	37,000	2,136	1,768	1,970	39,950	40,000	2,341	1,945	2,175
34,000		Your New York State tax is:			37,000		Your New York State tax is:			40,000		Your New York State tax is:		
34,000	34,050	1,934	1,593	1,768	37,000	37,050	2,139	1,770	1,973	40,000	40,050	2,345	1,948	2,179
34,050	34,100	1,937	1,596	1,771	37,050	37,100	2,143	1,773	1,977	40,050	40,100	2,348	1,951	2,182
34,100	34,150	1,941	1,599	1,775	37,100	37,150	2,146	1,776	1,980	40,100	40,150	2,352	1,955	2,186
34,150	34,200	1,944	1,602	1,778	37,150	37,200	2,149	1,779	1,983	40,150	40,200	2,355	1,958	2,189
34,200	34,250	1,947	1,605	1,781	37,200	37,250	2,153	1,782	1,987	40,200	40,250	2,358	1,961	2,192
34,250	34,300	1,951	1,608	1,785	37,250	37,300	2,156	1,785	1,990	40,250	40,300	2,362	1,965	2,196
34,300	34,350	1,954	1,611	1,788	37,300	37,350	2,160	1,788	1,994	40,300	40,350	2,365	1,968	2,199
34,350	34,400	1,958	1,614	1,792	37,350	37,400	2,163	1,791	1,997	40,350	40,400	2,369	1,972	2,203
34,400	34,450	1,961	1,617	1,795	37,400	37,450	2,167	1,794	2,001	40,400	40,450	2,372	1,975	2,206
34,450	34,500	1,965	1,620	1,799	37,450	37,500	2,170	1,797	2,004	40,450	40,500	2,376	1,979	2,210
34,500	34,550	1,968	1,623	1,802	37,500	37,550	2,173	1,800	2,007	40,500	40,550	2,379	1,982	2,213
34,550	34,600	1,971	1,626	1,805	37,550	37,600	2,177	1,803	2,011	40,550	40,600	2,382	1,985	2,216
34,600	34,650	1,975	1,629	1,809	37,600	37,650	2,180	1,806	2,014	40,600	40,650	2,386	1,989	2,220
34,650	34,700	1,978	1,632	1,812	37,650	37,700	2,184	1,809	2,018	40,650	40,700	2,389	1,992	2,223
34,700	34,750	1,982	1,635	1,816	37,700	37,750	2,187	1,812	2,021	40,700	40,750	2,393	1,996	2,227
34,750	34,800	1,985	1,638	1,819	37,750	37,800	2,191	1,815	2,025	40,750	40,800	2,396	1,999	2,230
34,800	34,850	1,989	1,641	1,823	37,800	37,850	2,194	1,818	2,028	40,800	40,850	2,400	2,003	2,234
34,850	34,900	1,992	1,644	1,826	37,850	37,900	2,197	1,821	2,031	40,850	40,900	2,403	2,006	2,237
34,900	34,950	1,995	1,647	1,829	37,900	37,950	2,201	1,824	2,035	40,900	40,950	2,406	2,009	2,240
34,950	35,000	1,999	1,650	1,833	37,950	38,000	2,204	1,827	2,038	40,950	41,000	2,410	2,013	2,244
35,000		Your New York State tax is:			38,000		Your New York State tax is:			41,000		Your New York State tax is:		
35,000	35,050	2,002	1,652	1,836	38,000	38,050	2,208	1,829	2,042	41,000	41,050	2,413	2,016	2,247
35,050	35,100	2,006	1,655	1,840	38,050	38,100	2,211	1,832	2,045	41,050	41,100	2,417	2,020	2,251
35,100	35,150	2,009	1,658	1,843	38,100	38,150	2,215	1,835	2,049	41,100	41,150	2,420	2,023	2,254
35,150	35,200	2,012	1,661	1,846	38,150	38,200	2,218	1,838	2,052	41,150	41,200	2,423	2,026	2,257
35,200	35,250	2,016	1,664	1,850	38,200	38,250	2,221	1,841	2,055	41,200	41,250	2,427	2,030	2,261
35,250	35,300	2,019	1,667	1,853	38,250	38,300	2,225	1,844	2,059	41,250	41,300	2,430	2,033	2,264
35,300	35,350	2,023	1,670	1,857	38,300	38,350	2,228	1,847	2,062	41,300	41,350	2,434	2,037	2,268
35,350	35,400	2,026	1,673	1,860	38,350	38,400	2,232	1,850	2,066	41,350	41,400	2,437	2,040	2,271
35,400	35,450	2,030	1,676	1,864	38,400	38,450	2,235	1,853	2,069	41,400	41,450	2,441	2,044	2,275
35,450	35,500	2,033	1,679	1,867	38,450	38,500	2,239	1,856	2,073	41,450	41,500	2,444	2,047	2,278
35,500	35,550	2,036	1,682	1,870	38,500	38,550	2,242	1,859	2,076	41,500	41,550	2,447	2,050	2,281
35,550	35,600	2,040	1,685	1,874	38,550	38,600	2,245	1,862	2,079	41,550	41,600	2,451	2,054	2,285
35,600	35,650	2,043	1,688	1,877	38,600	38,650	2,249	1,865	2,083	41,600	41,650	2,454	2,057	2,288
35,650	35,700	2,047	1,691	1,881	38,650	38,700	2,252	1,868	2,086	41,650	41,700	2,458	2,061	2,292
35,700	35,750	2,050	1,694	1,884	38,700	38,750	2,256	1,871	2,090	41,700	41,750	2,461	2,064	2,295
35,750	35,800	2,054	1,697	1,888	38,750	38,800	2,259	1,874	2,093	41,750	41,800	2,465	2,068	2,299
35,800	35,850	2,057	1,700	1,891	38,800	38,850	2,263	1,877	2,097	41,800	41,850	2,468	2,071	2,302
35,850	35,900	2,060	1,703	1,894	38,850	38,900	2,266	1,880	2,100	41,850	41,900	2,471	2,074	2,305
35,900	35,950	2,064	1,706	1,898	38,900	38,950	2,269	1,883	2,103	41,900	41,950	2,475	2,078	2,309
35,950	36,000	2,067	1,709	1,901	38,950	39,000	2,273	1,886	2,107	41,950	42,000	2,478	2,081	2,312

* This column must also be used by a qualifying widow(er)

continued on next page



If line 35 (taxable income) is -		And you are -			If line 35 (taxable income) is -		And you are -			If line 35 (taxable income) is -		And you are -		
At least	But less than	Single or Married filing separately	Married filing jointly *	Head of a household	At least	But less than	Single or Married filing separately	Married filing jointly *	Head of a household	At least	But less than	Single or Married filing separately	Married filing jointly *	Head of a household
42,000		Your New York State tax is:			45,000		Your New York State tax is:			48,000		Your New York State tax is:		
42,000	42,050	2,482	2,085	2,316	45,000	45,050	2,687	2,290	2,521	48,000	48,050	2,893	2,496	2,727
42,050	42,100	2,485	2,088	2,319	45,050	45,100	2,691	2,294	2,525	48,050	48,100	2,896	2,499	2,730
42,100	42,150	2,489	2,092	2,323	45,100	45,150	2,694	2,297	2,528	48,100	48,150	2,900	2,503	2,734
42,150	42,200	2,492	2,095	2,326	45,150	45,200	2,697	2,300	2,531	48,150	48,200	2,903	2,506	2,737
42,200	42,250	2,495	2,098	2,329	45,200	45,250	2,701	2,304	2,535	48,200	48,250	2,906	2,509	2,740
42,250	42,300	2,499	2,102	2,333	45,250	45,300	2,704	2,307	2,538	48,250	48,300	2,910	2,513	2,744
42,300	42,350	2,502	2,105	2,336	45,300	45,350	2,708	2,311	2,542	48,300	48,350	2,913	2,516	2,747
42,350	42,400	2,506	2,109	2,340	45,350	45,400	2,711	2,314	2,545	48,350	48,400	2,917	2,520	2,751
42,400	42,450	2,509	2,112	2,343	45,400	45,450	2,715	2,318	2,549	48,400	48,450	2,920	2,523	2,754
42,450	42,500	2,513	2,116	2,347	45,450	45,500	2,718	2,321	2,552	48,450	48,500	2,924	2,527	2,758
42,500	42,550	2,516	2,119	2,350	45,500	45,550	2,721	2,324	2,555	48,500	48,550	2,927	2,530	2,761
42,550	42,600	2,519	2,122	2,353	45,550	45,600	2,725	2,328	2,559	48,550	48,600	2,930	2,533	2,764
42,600	42,650	2,523	2,126	2,357	45,600	45,650	2,728	2,331	2,562	48,600	48,650	2,934	2,537	2,768
42,650	42,700	2,526	2,129	2,360	45,650	45,700	2,732	2,335	2,566	48,650	48,700	2,937	2,540	2,771
42,700	42,750	2,530	2,133	2,364	45,700	45,750	2,735	2,338	2,569	48,700	48,750	2,941	2,544	2,775
42,750	42,800	2,533	2,136	2,367	45,750	45,800	2,739	2,342	2,573	48,750	48,800	2,944	2,547	2,778
42,800	42,850	2,537	2,140	2,371	45,800	45,850	2,742	2,345	2,576	48,800	48,850	2,948	2,551	2,782
42,850	42,900	2,540	2,143	2,374	45,850	45,900	2,745	2,348	2,579	48,850	48,900	2,951	2,554	2,785
42,900	42,950	2,543	2,146	2,377	45,900	45,950	2,749	2,352	2,583	48,900	48,950	2,954	2,557	2,788
42,950	43,000	2,547	2,150	2,381	45,950	46,000	2,752	2,355	2,586	48,950	49,000	2,958	2,561	2,792
43,000		Your New York State tax is:			46,000		Your New York State tax is:			49,000		Your New York State tax is:		
43,000	43,050	2,550	2,153	2,384	46,000	46,050	2,756	2,359	2,590	49,000	49,050	2,961	2,564	2,795
43,050	43,100	2,554	2,157	2,388	46,050	46,100	2,759	2,362	2,593	49,050	49,100	2,965	2,568	2,799
43,100	43,150	2,557	2,160	2,391	46,100	46,150	2,763	2,366	2,597	49,100	49,150	2,968	2,571	2,802
43,150	43,200	2,560	2,163	2,394	46,150	46,200	2,766	2,369	2,600	49,150	49,200	2,971	2,574	2,805
43,200	43,250	2,564	2,167	2,398	46,200	46,250	2,769	2,372	2,603	49,200	49,250	2,975	2,578	2,809
43,250	43,300	2,567	2,170	2,401	46,250	46,300	2,773	2,376	2,607	49,250	49,300	2,978	2,581	2,812
43,300	43,350	2,571	2,174	2,405	46,300	46,350	2,776	2,379	2,610	49,300	49,350	2,982	2,585	2,816
43,350	43,400	2,574	2,177	2,408	46,350	46,400	2,780	2,383	2,614	49,350	49,400	2,985	2,588	2,819
43,400	43,450	2,578	2,181	2,412	46,400	46,450	2,783	2,386	2,617	49,400	49,450	2,989	2,592	2,823
43,450	43,500	2,581	2,184	2,415	46,450	46,500	2,787	2,390	2,621	49,450	49,500	2,992	2,595	2,826
43,500	43,550	2,584	2,187	2,418	46,500	46,550	2,790	2,393	2,624	49,500	49,550	2,995	2,598	2,829
43,550	43,600	2,588	2,191	2,422	46,550	46,600	2,793	2,396	2,627	49,550	49,600	2,999	2,602	2,833
43,600	43,650	2,591	2,194	2,425	46,600	46,650	2,797	2,400	2,631	49,600	49,650	3,002	2,605	2,836
43,650	43,700	2,595	2,198	2,429	46,650	46,700	2,800	2,403	2,634	49,650	49,700	3,006	2,609	2,840
43,700	43,750	2,598	2,201	2,432	46,700	46,750	2,804	2,407	2,638	49,700	49,750	3,009	2,612	2,843
43,750	43,800	2,602	2,205	2,436	46,750	46,800	2,807	2,410	2,641	49,750	49,800	3,013	2,616	2,847
43,800	43,850	2,605	2,208	2,439	46,800	46,850	2,811	2,414	2,645	49,800	49,850	3,016	2,619	2,850
43,850	43,900	2,608	2,211	2,442	46,850	46,900	2,814	2,417	2,648	49,850	49,900	3,019	2,622	2,853
43,900	43,950	2,612	2,215	2,446	46,900	46,950	2,817	2,420	2,651	49,900	49,950	3,023	2,626	2,857
43,950	44,000	2,615	2,218	2,449	46,950	47,000	2,821	2,424	2,655	49,950	50,000	3,026	2,629	2,860
44,000		Your New York State tax is:			47,000		Your New York State tax is:			50,000		Your New York State tax is:		
44,000	44,050	2,619	2,222	2,453	47,000	47,050	2,824	2,427	2,658	50,000	50,050	3,030	2,633	2,864
44,050	44,100	2,622	2,225	2,456	47,050	47,100	2,828	2,431	2,662	50,050	50,100	3,033	2,636	2,867
44,100	44,150	2,626	2,229	2,460	47,100	47,150	2,831	2,434	2,665	50,100	50,150	3,037	2,640	2,871
44,150	44,200	2,629	2,232	2,463	47,150	47,200	2,834	2,437	2,668	50,150	50,200	3,040	2,643	2,874
44,200	44,250	2,632	2,235	2,466	47,200	47,250	2,838	2,441	2,672	50,200	50,250	3,043	2,646	2,877
44,250	44,300	2,636	2,239	2,470	47,250	47,300	2,841	2,444	2,675	50,250	50,300	3,047	2,650	2,881
44,300	44,350	2,639	2,242	2,473	47,300	47,350	2,845	2,448	2,679	50,300	50,350	3,050	2,653	2,884
44,350	44,400	2,643	2,246	2,477	47,350	47,400	2,848	2,451	2,682	50,350	50,400	3,054	2,657	2,888
44,400	44,450	2,646	2,249	2,480	47,400	47,450	2,852	2,455	2,686	50,400	50,450	3,057	2,660	2,891
44,450	44,500	2,650	2,253	2,484	47,450	47,500	2,855	2,458	2,689	50,450	50,500	3,061	2,664	2,895
44,500	44,550	2,653	2,256	2,487	47,500	47,550	2,858	2,461	2,692	50,500	50,550	3,064	2,667	2,898
44,550	44,600	2,656	2,259	2,490	47,550	47,600	2,862	2,465	2,696	50,550	50,600	3,067	2,670	2,901
44,600	44,650	2,660	2,263	2,494	47,600	47,650	2,865	2,468	2,699	50,600	50,650	3,071	2,674	2,905
44,650	44,700	2,663	2,266	2,497	47,650	47,700	2,869	2,472	2,703	50,650	50,700	3,074	2,677	2,908
44,700	44,750	2,667	2,270	2,501	47,700	47,750	2,872	2,475	2,706	50,700	50,750	3,078	2,681	2,912
44,750	44,800	2,670	2,273	2,504	47,750	47,800	2,876	2,479	2,710	50,750	50,800	3,081	2,684	2,915
44,800	44,850	2,674	2,277	2,508	47,800	47,850	2,879	2,482	2,713	50,800	50,850	3,085	2,688	2,919
44,850	44,900	2,677	2,280	2,511	47,850	47,900	2,882	2,485	2,716	50,850	50,900	3,088	2,691	2,922
44,900	44,950	2,680	2,283	2,514	47,900	47,950	2,886	2,489	2,720	50,900	50,950	3,091	2,694	2,925
44,950	45,000	2,684	2,287	2,518	47,950	48,000	2,889	2,492	2,723	50,950	51,000	3,095	2,698	2,929

* This column must also be used by a qualifying widow(er)



2000 New York State Tax Table

\$51,000 - \$59,999

If line 35 (taxable income) is -		And you are -			If line 35 (taxable income) is -		And you are -			If line 35 (taxable income) is -		And you are -		
At least	But less than	Single or Married filing separately	Married filing jointly *	Head of a household	At least	But less than	Single or Married filing separately	Married filing jointly *	Head of a household	At least	But less than	Single or Married filing separately	Married filing jointly *	Head of a household
51,000		Your New York State tax is:			54,000		Your New York State tax is:			57,000		Your New York State tax is:		
51,000	51,050	3,098	2,701	2,932	54,000	54,050	3,304	2,907	3,138	57,000	57,050	3,509	3,112	3,343
51,050	51,100	3,102	2,705	2,936	54,050	54,100	3,307	2,910	3,141	57,050	57,100	3,513	3,116	3,347
51,100	51,150	3,105	2,708	2,939	54,100	54,150	3,311	2,914	3,145	57,100	57,150	3,516	3,119	3,350
51,150	51,200	3,108	2,711	2,942	54,150	54,200	3,314	2,917	3,148	57,150	57,200	3,519	3,122	3,353
51,200	51,250	3,112	2,715	2,946	54,200	54,250	3,317	2,920	3,151	57,200	57,250	3,523	3,126	3,357
51,250	51,300	3,115	2,718	2,949	54,250	54,300	3,321	2,924	3,155	57,250	57,300	3,526	3,129	3,360
51,300	51,350	3,119	2,722	2,953	54,300	54,350	3,324	2,927	3,158	57,300	57,350	3,530	3,133	3,364
51,350	51,400	3,122	2,725	2,956	54,350	54,400	3,328	2,931	3,162	57,350	57,400	3,533	3,136	3,367
51,400	51,450	3,126	2,729	2,960	54,400	54,450	3,331	2,934	3,165	57,400	57,450	3,537	3,140	3,371
51,450	51,500	3,129	2,732	2,963	54,450	54,500	3,335	2,938	3,169	57,450	57,500	3,540	3,143	3,374
51,500	51,550	3,132	2,735	2,966	54,500	54,550	3,338	2,941	3,172	57,500	57,550	3,543	3,146	3,377
51,550	51,600	3,136	2,739	2,970	54,550	54,600	3,341	2,944	3,175	57,550	57,600	3,547	3,150	3,381
51,600	51,650	3,139	2,742	2,973	54,600	54,650	3,345	2,948	3,179	57,600	57,650	3,550	3,153	3,384
51,650	51,700	3,143	2,746	2,977	54,650	54,700	3,348	2,951	3,182	57,650	57,700	3,554	3,157	3,388
51,700	51,750	3,146	2,749	2,980	54,700	54,750	3,352	2,955	3,186	57,700	57,750	3,557	3,160	3,391
51,750	51,800	3,150	2,753	2,984	54,750	54,800	3,355	2,958	3,189	57,750	57,800	3,561	3,164	3,395
51,800	51,850	3,153	2,756	2,987	54,800	54,850	3,359	2,962	3,193	57,800	57,850	3,564	3,167	3,398
51,850	51,900	3,156	2,759	2,990	54,850	54,900	3,362	2,965	3,196	57,850	57,900	3,567	3,170	3,401
51,900	51,950	3,160	2,763	2,994	54,900	54,950	3,365	2,968	3,199	57,900	57,950	3,571	3,174	3,405
51,950	52,000	3,163	2,766	2,997	54,950	55,000	3,369	2,972	3,203	57,950	58,000	3,574	3,177	3,408
52,000		Your New York State tax is:			55,000		Your New York State tax is:			58,000		Your New York State tax is:		
52,000	52,050	3,167	2,770	3,001	55,000	55,050	3,372	2,975	3,206	58,000	58,050	3,578	3,181	3,412
52,050	52,100	3,170	2,773	3,004	55,050	55,100	3,376	2,979	3,210	58,050	58,100	3,581	3,184	3,415
52,100	52,150	3,174	2,777	3,008	55,100	55,150	3,379	2,982	3,213	58,100	58,150	3,585	3,188	3,419
52,150	52,200	3,177	2,780	3,011	55,150	55,200	3,382	2,985	3,216	58,150	58,200	3,588	3,191	3,422
52,200	52,250	3,180	2,783	3,014	55,200	55,250	3,386	2,989	3,220	58,200	58,250	3,591	3,194	3,425
52,250	52,300	3,184	2,787	3,018	55,250	55,300	3,389	2,992	3,223	58,250	58,300	3,595	3,198	3,429
52,300	52,350	3,187	2,790	3,021	55,300	55,350	3,393	2,996	3,227	58,300	58,350	3,598	3,201	3,432
52,350	52,400	3,191	2,794	3,025	55,350	55,400	3,396	2,999	3,230	58,350	58,400	3,602	3,205	3,436
52,400	52,450	3,194	2,797	3,028	55,400	55,450	3,400	3,003	3,234	58,400	58,450	3,605	3,208	3,439
52,450	52,500	3,198	2,801	3,032	55,450	55,500	3,403	3,006	3,237	58,450	58,500	3,609	3,212	3,443
52,500	52,550	3,201	2,804	3,035	55,500	55,550	3,406	3,009	3,240	58,500	58,550	3,612	3,215	3,446
52,550	52,600	3,204	2,807	3,038	55,550	55,600	3,410	3,013	3,244	58,550	58,600	3,615	3,218	3,449
52,600	52,650	3,208	2,811	3,042	55,600	55,650	3,413	3,016	3,247	58,600	58,650	3,619	3,222	3,453
52,650	52,700	3,211	2,814	3,045	55,650	55,700	3,417	3,020	3,251	58,650	58,700	3,622	3,225	3,456
52,700	52,750	3,215	2,818	3,049	55,700	55,750	3,420	3,023	3,254	58,700	58,750	3,626	3,229	3,460
52,750	52,800	3,218	2,821	3,052	55,750	55,800	3,424	3,027	3,258	58,750	58,800	3,629	3,232	3,463
52,800	52,850	3,222	2,825	3,056	55,800	55,850	3,427	3,030	3,261	58,800	58,850	3,633	3,236	3,467
52,850	52,900	3,225	2,828	3,059	55,850	55,900	3,430	3,033	3,264	58,850	58,900	3,636	3,239	3,470
52,900	52,950	3,228	2,831	3,062	55,900	55,950	3,434	3,037	3,268	58,900	58,950	3,639	3,242	3,473
52,950	53,000	3,232	2,835	3,066	55,950	56,000	3,437	3,040	3,271	58,950	59,000	3,643	3,246	3,477
53,000		Your New York State tax is:			56,000		Your New York State tax is:			59,000		Your New York State tax is:		
53,000	53,050	3,235	2,838	3,069	56,000	56,050	3,441	3,044	3,275	59,000	59,050	3,646	3,249	3,480
53,050	53,100	3,239	2,842	3,073	56,050	56,100	3,444	3,047	3,278	59,050	59,100	3,650	3,253	3,484
53,100	53,150	3,242	2,845	3,076	56,100	56,150	3,448	3,051	3,282	59,100	59,150	3,653	3,256	3,487
53,150	53,200	3,245	2,848	3,079	56,150	56,200	3,451	3,054	3,285	59,150	59,200	3,656	3,259	3,490
53,200	53,250	3,249	2,852	3,083	56,200	56,250	3,454	3,057	3,288	59,200	59,250	3,660	3,263	3,494
53,250	53,300	3,252	2,855	3,086	56,250	56,300	3,458	3,061	3,292	59,250	59,300	3,663	3,266	3,497
53,300	53,350	3,256	2,859	3,090	56,300	56,350	3,461	3,064	3,295	59,300	59,350	3,667	3,270	3,501
53,350	53,400	3,259	2,862	3,093	56,350	56,400	3,465	3,068	3,299	59,350	59,400	3,670	3,273	3,504
53,400	53,450	3,263	2,866	3,097	56,400	56,450	3,468	3,071	3,302	59,400	59,450	3,674	3,277	3,508
53,450	53,500	3,266	2,869	3,100	56,450	56,500	3,472	3,075	3,306	59,450	59,500	3,677	3,280	3,511
53,500	53,550	3,269	2,872	3,103	56,500	56,550	3,475	3,078	3,309	59,500	59,550	3,680	3,283	3,514
53,550	53,600	3,273	2,876	3,107	56,550	56,600	3,478	3,081	3,312	59,550	59,600	3,684	3,287	3,518
53,600	53,650	3,276	2,879	3,110	56,600	56,650	3,482	3,085	3,316	59,600	59,650	3,687	3,290	3,521
53,650	53,700	3,280	2,883	3,114	56,650	56,700	3,485	3,088	3,319	59,650	59,700	3,691	3,294	3,525
53,700	53,750	3,283	2,886	3,117	56,700	56,750	3,489	3,092	3,323	59,700	59,750	3,694	3,297	3,528
53,750	53,800	3,287	2,890	3,121	56,750	56,800	3,492	3,095	3,326	59,750	59,800	3,698	3,301	3,532
53,800	53,850	3,290	2,893	3,124	56,800	56,850	3,496	3,099	3,330	59,800	59,850	3,701	3,304	3,535
53,850	53,900	3,293	2,896	3,127	56,850	56,900	3,499	3,102	3,333	59,850	59,900	3,704	3,307	3,538
53,900	53,950	3,297	2,900	3,131	56,900	56,950	3,502	3,105	3,336	59,900	59,950	3,708	3,311	3,542
53,950	54,000	3,300	2,903	3,134	56,950	57,000	3,506	3,109	3,340	59,950	60,000	3,711	3,314	3,545

* This column must also be used by a qualifying widow(er)



If line 35 (taxable income) is -		And you are -			If line 35 (taxable income) is -		And you are -			If line 35 (taxable income) is -		And you are -			
At least	But less than	Single or Married filing separately	Married filing jointly *	Head of a household	At least	But less than	Single or Married filing separately	Married filing jointly *	Head of a household	At least	But less than	Single or Married filing separately	Married filing jointly *	Head of a household	
60,000		Your New York State tax is:			62,000		Your New York State tax is:			64,000		Your New York State tax is:			
60,000	60,050	3,715	3,318	3,549	62,000	62,050	3,852	3,455	3,686	64,000	64,050	3,989	3,592	3,823	
60,050	60,100	3,718	3,321	3,552	62,050	62,100	3,855	3,458	3,689	64,050	64,100	3,992	3,595	3,826	
60,100	60,150	3,722	3,325	3,556	62,100	62,150	3,859	3,462	3,693	64,100	64,150	3,996	3,599	3,830	
60,150	60,200	3,725	3,328	3,559	62,150	62,200	3,862	3,465	3,696	64,150	64,200	3,999	3,602	3,833	
60,200	60,250	3,728	3,331	3,562	62,200	62,250	3,865	3,468	3,699	64,200	64,250	4,002	3,605	3,836	
60,250	60,300	3,732	3,335	3,566	62,250	62,300	3,869	3,472	3,703	64,250	64,300	4,006	3,609	3,840	
60,300	60,350	3,735	3,338	3,569	62,300	62,350	3,872	3,475	3,706	64,300	64,350	4,009	3,612	3,843	
60,350	60,400	3,739	3,342	3,573	62,350	62,400	3,876	3,479	3,710	64,350	64,400	4,013	3,616	3,847	
60,400	60,450	3,742	3,345	3,576	62,400	62,450	3,879	3,482	3,713	64,400	64,450	4,016	3,619	3,850	
60,450	60,500	3,746	3,349	3,580	62,450	62,500	3,883	3,486	3,717	64,450	64,500	4,020	3,623	3,854	
60,500	60,550	3,749	3,352	3,583	62,500	62,550	3,886	3,489	3,720	64,500	64,550	4,023	3,626	3,857	
60,550	60,600	3,752	3,355	3,586	62,550	62,600	3,889	3,492	3,723	64,550	64,600	4,026	3,629	3,860	
60,600	60,650	3,756	3,359	3,590	62,600	62,650	3,893	3,496	3,727	64,600	64,650	4,030	3,633	3,864	
60,650	60,700	3,759	3,362	3,593	62,650	62,700	3,896	3,499	3,730	64,650	64,700	4,033	3,636	3,867	
60,700	60,750	3,763	3,366	3,597	62,700	62,750	3,900	3,503	3,734	64,700	64,750	4,037	3,640	3,871	
60,750	60,800	3,766	3,369	3,600	62,750	62,800	3,903	3,506	3,737	64,750	64,800	4,040	3,643	3,874	
60,800	60,850	3,770	3,373	3,604	62,800	62,850	3,907	3,510	3,741	64,800	64,850	4,044	3,647	3,878	
60,850	60,900	3,773	3,376	3,607	62,850	62,900	3,910	3,513	3,744	64,850	64,900	4,047	3,650	3,881	
60,900	60,950	3,776	3,379	3,610	62,900	62,950	3,913	3,516	3,747	64,900	64,950	4,050	3,653	3,884	
60,950	61,000	3,780	3,383	3,614	62,950	63,000	3,917	3,520	3,751	64,950	65,000	4,054	3,657	3,888	
61,000		Your New York State tax is:			63,000		Your New York State tax is:			\$65,000 or more**					
61,000	61,050	3,783	3,386	3,617	63,000	63,050	3,920	3,523	3,754	If you are:		Your New York State tax is:			
61,050	61,100	3,787	3,390	3,621	63,050	63,100	3,924	3,527	3,758	Single					
61,100	61,150	3,790	3,393	3,624	63,100	63,150	3,927	3,530	3,761		or				
61,150	61,200	3,793	3,396	3,627	63,150	63,200	3,930	3,533	3,764			\$4,056 plus 6.85% (.0685) of amount over \$65,000			
61,200	61,250	3,797	3,400	3,631	63,200	63,250	3,934	3,537	3,768						
61,250	61,300	3,800	3,403	3,634	63,250	63,300	3,937	3,540	3,771	Married filing separately					
61,300	61,350	3,804	3,407	3,638	63,300	63,350	3,941	3,544	3,775						
61,350	61,400	3,807	3,410	3,641	63,350	63,400	3,944	3,547	3,778						
61,400	61,450	3,811	3,414	3,645	63,400	63,450	3,948	3,551	3,782		Married filing jointly *				
61,450	61,500	3,814	3,417	3,648	63,450	63,500	3,951	3,554	3,785						
61,500	61,550	3,817	3,420	3,651	63,500	63,550	3,954	3,557	3,788						
61,550	61,600	3,821	3,424	3,655	63,550	63,600	3,958	3,561	3,792						
61,600	61,650	3,824	3,427	3,658	63,600	63,650	3,961	3,564	3,795	Head of a Household					
61,650	61,700	3,828	3,431	3,662	63,650	63,700	3,965	3,568	3,799						
61,700	61,750	3,831	3,434	3,665	63,700	63,750	3,968	3,571	3,802						
61,750	61,800	3,835	3,438	3,669	63,750	63,800	3,972	3,575	3,806						
61,800	61,850	3,838	3,441	3,672	63,800	63,850	3,975	3,578	3,809						
61,850	61,900	3,841	3,444	3,675	63,850	63,900	3,978	3,581	3,812						
61,900	61,950	3,845	3,448	3,679	63,900	63,950	3,982	3,585	3,816						
61,950	62,000	3,848	3,451	3,682	63,950	64,000	3,985	3,588	3,819						

* This column must also be used by a qualifying widow(er)


**** Important:** If your New York adjusted gross income (line 31 of Form IT-201) is more than \$100,000, and your taxable income (line 35 of Form IT-201) is \$65,000 or more, compute your New York State tax from the schedule above, transfer the amount to "Tax computation worksheet 1," line 4, on page 25 and complete the worksheet.

If your New York adjusted gross income is more than \$100,000, and your taxable income is less than \$65,000, find your New York State tax from the tax table (pages 57 through 64), transfer the amount to "Tax computation worksheet 1," line 4 on page 25 and complete the worksheet.

If your New York adjusted gross income is more than \$150,000, compute your New York State tax by completing "Tax computation worksheet 2" on page 25; do not use the state tax table or the schedule above.

Based on Taxable Income - line 35 of Form IT-201
(or line 18 of Form IT-200)

Example: Mr. and Mrs. Jones are filing a joint return. Their taxable income on line 35 of Form IT-201 is \$38,275. First, they find the 38,250 - 38,300 income line. Next, they find the column for Married filing jointly and read down the column. The amount shown where the income line and filing status column meet is \$1,264. This is the tax amount they must write on line 43 of Form IT-201.



At least	But less than	Your City of New York tax is:		
		Single or Married filing separately	Married filing jointly *	Head of a household
38,200	32,250	1,331	1,262	1,313
38,250	38,300	1,333	1,264	1,315
38,300	38,350	1,335	1,268	1,317
38,350	38,400	1,337	1,268	1,319

If line 35 (taxable income) is -		And you are -			If line 35 (taxable income) is -		And you are -			If line 35 (taxable income) is -		And you are -		
At least	But less than	Single or Married filing separately	Married filing jointly *	Head of a household	At least	But less than	Single or Married filing separately	Married filing jointly *	Head of a household	At least	But less than	Single or Married filing separately	Married filing jointly *	Head of a household
\$0	\$16	\$0	\$0	\$0	2,000	2,000	Your City of New York tax is:			4,000	4,000	Your City of New York tax is:		
16	25	1	1	1	2,000	2,050	61	61	61	4,000	4,050	122	122	122
25	50	1	1	1	2,050	2,100	63	63	63	4,050	4,100	123	123	123
50	100	2	2	2	2,100	2,150	64	64	64	4,100	4,150	125	125	125
100	150	4	4	4	2,150	2,200	66	66	66	4,150	4,200	126	126	126
150	200	5	5	5	2,200	2,250	67	67	67	4,200	4,250	128	128	128
200	250	7	7	7	2,250	2,300	69	69	69	4,250	4,300	129	129	129
250	300	8	8	8	2,300	2,350	70	70	70	4,300	4,350	131	131	131
300	350	10	10	10	2,350	2,400	72	72	72	4,350	4,400	132	132	132
350	400	11	11	11	2,400	2,450	73	73	73	4,400	4,450	134	134	134
400	450	13	13	13	2,450	2,500	75	75	75	4,450	4,500	135	135	135
450	500	14	14	14	2,500	2,550	76	76	76	4,500	4,550	137	137	137
500	550	16	16	16	2,550	2,600	78	78	78	4,550	4,600	138	138	138
550	600	17	17	17	2,600	2,650	79	79	79	4,600	4,650	140	140	140
600	650	19	19	19	2,650	2,700	81	81	81	4,650	4,700	141	141	141
650	700	20	20	20	2,700	2,750	82	82	82	4,700	4,750	143	143	143
700	750	22	22	22	2,750	2,800	84	84	84	4,750	4,800	144	144	144
750	800	23	23	23	2,800	2,850	85	85	85	4,800	4,850	146	146	146
800	850	25	25	25	2,850	2,900	87	87	87	4,850	4,900	147	147	147
850	900	26	26	26	2,900	2,950	88	88	88	4,900	4,950	149	149	149
900	950	28	28	28	2,950	3,000	90	90	90	4,950	5,000	150	150	150
950	1000	29	29	29										
1,000	1,050	Your City of New York tax is:			3,000	3,000	Your City of New York tax is:			5,000	5,000	Your City of New York tax is:		
1000	1050	31	31	31	3,000	3,050	91	91	91	5,000	5,050	152	152	152
1050	1100	32	32	32	3,050	3,100	93	93	93	5,050	5,100	153	153	153
1100	1150	34	34	34	3,100	3,150	94	94	94	5,100	5,150	155	155	155
1150	1200	35	35	35	3,150	3,200	96	96	96	5,150	5,200	156	156	156
1200	1250	37	37	37	3,200	3,250	97	97	97	5,200	5,250	158	158	158
1250	1300	39	39	39	3,250	3,300	99	99	99	5,250	5,300	159	159	159
1300	1350	40	40	40	3,300	3,350	100	100	100	5,300	5,350	161	161	161
1350	1400	42	42	42	3,350	3,400	102	102	102	5,350	5,400	162	162	162
1400	1450	43	43	43	3,400	3,450	103	103	103	5,400	5,450	164	164	164
1450	1500	45	45	45	3,450	3,500	105	105	105	5,450	5,500	165	165	165
1500	1550	46	46	46	3,500	3,550	106	106	106	5,500	5,550	167	167	167
1550	1600	48	48	48	3,550	3,600	108	108	108	5,550	5,600	168	168	168
1600	1650	49	49	49	3,600	3,650	110	110	110	5,600	5,650	170	170	170
1650	1700	51	51	51	3,650	3,700	111	111	111	5,650	5,700	171	171	171
1700	1750	52	52	52	3,700	3,750	113	113	113	5,700	5,750	173	173	173
1750	1800	54	54	54	3,750	3,800	114	114	114	5,750	5,800	174	174	174
1800	1850	55	55	55	3,800	3,850	116	116	116	5,800	5,850	176	176	176
1850	1900	57	57	57	3,850	3,900	117	117	117	5,850	5,900	177	177	177
1900	1950	58	58	58	3,900	3,950	119	119	119	5,900	5,950	179	179	179
1950	2000	60	60	60	3,950	4,000	120	120	120	5,950	6,000	181	181	181

* This column must also be used by a qualifying widow(er)

If line 35 (taxable income) is -		And you are -			If line 35 (taxable income) is -		And you are -			If line 35 (taxable income) is -		And you are -		
At least	But less than	Single or Married filing separately	Married filing jointly *	Head of a household	At least	But less than	Single or Married filing separately	Married filing jointly *	Head of a household	At least	But less than	Single or Married filing separately	Married filing jointly *	Head of a household
6,000		Your City of New York tax is:			9,000		Your City of New York tax is:			12,000		Your City of New York tax is:		
6,000	6,050	182	182	182	9,000	9,050	273	273	273	12,000	12,050	364	363	363
6,050	6,100	184	184	184	9,050	9,100	274	274	274	12,050	12,100	366	365	365
6,100	6,150	185	185	185	9,100	9,150	276	276	276	12,100	12,150	368	366	366
6,150	6,200	187	187	187	9,150	9,200	277	277	277	12,150	12,200	369	368	368
6,200	6,250	188	188	188	9,200	9,250	279	279	279	12,200	12,250	371	369	369
6,250	6,300	190	190	190	9,250	9,300	280	280	280	12,250	12,300	373	371	371
6,300	6,350	191	191	191	9,300	9,350	282	282	282	12,300	12,350	375	372	372
6,350	6,400	193	193	193	9,350	9,400	283	283	283	12,350	12,400	377	374	374
6,400	6,450	194	194	194	9,400	9,450	285	285	285	12,400	12,450	379	375	375
6,450	6,500	196	196	196	9,450	9,500	286	286	286	12,450	12,500	380	377	377
6,500	6,550	197	197	197	9,500	9,550	288	288	288	12,500	12,550	382	378	378
6,550	6,600	199	199	199	9,550	9,600	289	289	289	12,550	12,600	384	380	380
6,600	6,650	200	200	200	9,600	9,650	291	291	291	12,600	12,650	386	381	381
6,650	6,700	202	202	202	9,650	9,700	292	292	292	12,650	12,700	388	383	383
6,700	6,750	203	203	203	9,700	9,750	294	294	294	12,700	12,750	390	384	384
6,750	6,800	205	205	205	9,750	9,800	295	295	295	12,750	12,800	391	386	386
6,800	6,850	206	206	206	9,800	9,850	297	297	297	12,800	12,850	393	387	387
6,850	6,900	208	208	208	9,850	9,900	298	298	298	12,850	12,900	395	389	389
6,900	6,950	209	209	209	9,900	9,950	300	300	300	12,900	12,950	397	390	390
6,950	7,000	211	211	211	9,950	10,000	301	301	301	12,950	13,000	399	392	392
7,000		Your City of New York tax is:			10,000		Your City of New York tax is:			13,000		Your City of New York tax is:		
7,000	7,050	212	212	212	10,000	10,050	303	303	303	13,000	13,050	401	393	393
7,050	7,100	214	214	214	10,050	10,100	304	304	304	13,050	13,100	402	395	395
7,100	7,150	215	215	215	10,100	10,150	306	306	306	13,100	13,150	404	397	397
7,150	7,200	217	217	217	10,150	10,200	307	307	307	13,150	13,200	406	398	398
7,200	7,250	218	218	218	10,200	10,250	309	309	309	13,200	13,250	408	400	400
7,250	7,300	220	220	220	10,250	10,300	310	310	310	13,250	13,300	410	401	401
7,300	7,350	221	221	221	10,300	10,350	312	312	312	13,300	13,350	412	403	403
7,350	7,400	223	223	223	10,350	10,400	313	313	313	13,350	13,400	413	404	404
7,400	7,450	224	224	224	10,400	10,450	315	315	315	13,400	13,450	415	406	406
7,450	7,500	226	226	226	10,450	10,500	316	316	316	13,450	13,500	417	407	407
7,500	7,550	227	227	227	10,500	10,550	318	318	318	13,500	13,550	419	409	409
7,550	7,600	229	229	229	10,550	10,600	319	319	319	13,550	13,600	421	410	410
7,600	7,650	230	230	230	10,600	10,650	321	321	321	13,600	13,650	423	412	412
7,650	7,700	232	232	232	10,650	10,700	322	322	322	13,650	13,700	424	413	413
7,700	7,750	233	233	233	10,700	10,750	324	324	324	13,700	13,750	426	415	415
7,750	7,800	235	235	235	10,750	10,800	326	326	326	13,750	13,800	428	416	416
7,800	7,850	236	236	236	10,800	10,850	327	327	327	13,800	13,850	430	418	418
7,850	7,900	238	238	238	10,850	10,900	329	329	329	13,850	13,900	432	419	419
7,900	7,950	239	239	239	10,900	10,950	330	330	330	13,900	13,950	434	421	421
7,950	8,000	241	241	241	10,950	11,000	332	332	332	13,950	14,000	435	422	422
8,000		Your City of New York tax is:			11,000		Your City of New York tax is:			14,000		Your City of New York tax is:		
8,000	8,050	242	242	242	11,000	11,050	333	333	333	14,000	14,050	437	424	424
8,050	8,100	244	244	244	11,050	11,100	335	335	335	14,050	14,100	439	425	425
8,100	8,150	245	245	245	11,100	11,150	336	336	336	14,100	14,150	441	427	427
8,150	8,200	247	247	247	11,150	11,200	338	338	338	14,150	14,200	443	428	428
8,200	8,250	248	248	248	11,200	11,250	339	339	339	14,200	14,250	445	430	430
8,250	8,300	250	250	250	11,250	11,300	341	341	341	14,250	14,300	446	431	431
8,300	8,350	251	251	251	11,300	11,350	342	342	342	14,300	14,350	448	433	433
8,350	8,400	253	253	253	11,350	11,400	344	344	344	14,350	14,400	450	434	434
8,400	8,450	255	255	255	11,400	11,450	345	345	345	14,400	14,450	452	436	436
8,450	8,500	256	256	256	11,450	11,500	347	347	347	14,450	14,500	454	437	438
8,500	8,550	258	258	258	11,500	11,550	348	348	348	14,500	14,550	456	439	440
8,550	8,600	259	259	259	11,550	11,600	350	350	350	14,550	14,600	457	440	441
8,600	8,650	261	261	261	11,600	11,650	351	351	351	14,600	14,650	459	442	443
8,650	8,700	262	262	262	11,650	11,700	353	353	353	14,650	14,700	461	443	445
8,700	8,750	264	264	264	11,700	11,750	354	354	354	14,700	14,750	463	445	447
8,750	8,800	265	265	265	11,750	11,800	356	356	356	14,750	14,800	465	446	449
8,800	8,850	267	267	267	11,800	11,850	357	357	357	14,800	14,850	467	448	451
8,850	8,900	268	268	268	11,850	11,900	359	359	359	14,850	14,900	468	449	452
8,900	8,950	270	270	270	11,900	11,950	360	360	360	14,900	14,950	470	451	454
8,950	9,000	271	271	271	11,950	12,000	362	362	362	14,950	15,000	472	452	456

* This column must also be used by a qualifying widow(er)

If line 35 (taxable income) is -		And you are -			If line 35 (taxable income) is -		And you are -			If line 35 (taxable income) is -		And you are -		
At least	But less than	Single or Married filing separately	Married filing jointly *	Head of a household	At least	But less than	Single or Married filing separately	Married filing jointly *	Head of a household	At least	But less than	Single or Married filing separately	Married filing jointly *	Head of a household
15,000		Your City of New York tax is:			18,000		Your City of New York tax is:			21,000		Your City of New York tax is:		
15,000	15,050	474	454	458	18,000	18,050	584	545	568	21,000	21,050	694	635	678
15,050	15,100	476	455	460	18,050	18,100	586	546	570	21,050	21,100	696	637	680
15,100	15,150	478	457	462	18,100	18,150	587	548	572	21,100	21,150	697	638	681
15,150	15,200	479	458	463	18,150	18,200	589	549	573	21,150	21,200	699	640	683
15,200	15,250	481	460	465	18,200	18,250	591	551	575	21,200	21,250	701	641	685
15,250	15,300	483	461	467	18,250	18,300	593	552	577	21,250	21,300	703	643	687
15,300	15,350	485	463	469	18,300	18,350	595	554	579	21,300	21,350	705	644	689
15,350	15,400	487	464	471	18,350	18,400	597	555	581	21,350	21,400	707	646	691
15,400	15,450	489	466	473	18,400	18,450	598	557	583	21,400	21,450	708	647	692
15,450	15,500	490	467	474	18,450	18,500	600	558	584	21,450	21,500	710	649	694
15,500	15,550	492	469	476	18,500	18,550	602	560	586	21,500	21,550	712	650	696
15,550	15,600	494	471	478	18,550	18,600	604	561	588	21,550	21,600	714	652	698
15,600	15,650	496	472	480	18,600	18,650	606	563	590	21,600	21,650	716	654	700
15,650	15,700	498	474	482	18,650	18,700	608	564	592	21,650	21,700	718	656	702
15,700	15,750	500	475	484	18,700	18,750	609	566	594	21,700	21,750	719	658	703
15,750	15,800	501	477	485	18,750	18,800	611	567	595	21,750	21,800	721	659	705
15,800	15,850	503	478	487	18,800	18,850	613	569	597	21,800	21,850	723	661	707
15,850	15,900	505	480	489	18,850	18,900	615	570	599	21,850	21,900	725	663	709
15,900	15,950	507	481	491	18,900	18,950	617	572	601	21,900	21,950	727	665	711
15,950	16,000	509	483	493	18,950	19,000	619	573	603	21,950	22,000	729	667	713
16,000		Your City of New York tax is:			19,000		Your City of New York tax is:			22,000		Your City of New York tax is:		
16,000	16,050	511	484	495	19,000	19,050	620	575	605	22,000	22,050	730	669	714
16,050	16,100	512	486	496	19,050	19,100	622	576	606	22,050	22,100	732	670	716
16,100	16,150	514	487	498	19,100	19,150	624	578	608	22,100	22,150	734	672	718
16,150	16,200	516	489	500	19,150	19,200	626	579	610	22,150	22,200	736	674	720
16,200	16,250	518	490	502	19,200	19,250	628	581	612	22,200	22,250	738	676	722
16,250	16,300	520	492	504	19,250	19,300	630	582	614	22,250	22,300	740	678	724
16,300	16,350	522	493	506	19,300	19,350	631	584	616	22,300	22,350	741	680	725
16,350	16,400	523	495	507	19,350	19,400	633	585	617	22,350	22,400	743	681	727
16,400	16,450	525	496	509	19,400	19,450	635	587	619	22,400	22,450	745	683	729
16,450	16,500	527	498	511	19,450	19,500	637	588	621	22,450	22,500	747	685	731
16,500	16,550	529	499	513	19,500	19,550	639	590	623	22,500	22,550	749	687	733
16,550	16,600	531	501	515	19,550	19,600	641	591	625	22,550	22,600	751	689	735
16,600	16,650	533	502	517	19,600	19,650	642	593	627	22,600	22,650	752	691	736
16,650	16,700	534	504	518	19,650	19,700	644	594	628	22,650	22,700	754	692	738
16,700	16,750	536	505	520	19,700	19,750	646	596	630	22,700	22,750	756	694	740
16,750	16,800	538	507	522	19,750	19,800	648	597	632	22,750	22,800	758	696	742
16,800	16,850	540	508	524	19,800	19,850	650	599	634	22,800	22,850	760	698	744
16,850	16,900	542	510	526	19,850	19,900	652	600	636	22,850	22,900	762	700	746
16,900	16,950	544	511	528	19,900	19,950	653	602	637	22,900	22,950	763	702	747
16,950	17,000	545	513	529	19,950	20,000	655	603	639	22,950	23,000	765	703	749
17,000		Your City of New York tax is:			20,000		Your City of New York tax is:			23,000		Your City of New York tax is:		
17,000	17,050	547	514	531	20,000	20,050	657	605	641	23,000	23,050	767	705	751
17,050	17,100	549	516	533	20,050	20,100	659	606	643	23,050	23,100	769	707	753
17,100	17,150	551	517	535	20,100	20,150	661	608	645	23,100	23,150	771	709	755
17,150	17,200	553	519	537	20,150	20,200	663	609	647	23,150	23,200	773	711	757
17,200	17,250	555	520	539	20,200	20,250	664	611	648	23,200	23,250	774	713	758
17,250	17,300	556	522	540	20,250	20,300	666	613	650	23,250	23,300	776	714	760
17,300	17,350	558	523	542	20,300	20,350	668	614	652	23,300	23,350	778	716	762
17,350	17,400	560	525	544	20,350	20,400	670	616	654	23,350	23,400	780	718	764
17,400	17,450	562	526	546	20,400	20,450	672	617	656	23,400	23,450	782	720	766
17,450	17,500	564	528	548	20,450	20,500	674	619	658	23,450	23,500	784	722	768
17,500	17,550	565	529	550	20,500	20,550	675	620	659	23,500	23,550	785	724	769
17,550	17,600	567	531	551	20,550	20,600	677	622	661	23,550	23,600	787	725	771
17,600	17,650	569	532	553	20,600	20,650	679	623	663	23,600	23,650	789	727	773
17,650	17,700	571	534	555	20,650	20,700	681	625	665	23,650	23,700	791	729	775
17,700	17,750	573	535	557	20,700	20,750	683	626	667	23,700	23,750	793	731	777
17,750	17,800	575	537	559	20,750	20,800	685	628	669	23,750	23,800	795	733	779
17,800	17,850	576	538	561	20,800	20,850	686	629	670	23,800	23,850	796	735	780
17,850	17,900	578	540	562	20,850	20,900	688	631	672	23,850	23,900	798	736	782
17,900	17,950	580	542	564	20,900	20,950	690	632	674	23,900	23,950	800	738	784
17,950	18,000	582	543	566	20,950	21,000	692	634	676	23,950	24,000	802	740	786

* This column must also be used by a qualifying widow(er)

If line 35 (taxable income) is -		And you are -			If line 35 (taxable income) is -		And you are -			If line 35 (taxable income) is -		And you are -		
At least	But less than	Single or Married filing separately	Married filing jointly *	Head of a household	At least	But less than	Single or Married filing separately	Married filing jointly *	Head of a household	At least	But less than	Single or Married filing separately	Married filing jointly *	Head of a household
24,000		Your City of New York tax is:			27,000		Your City of New York tax is:			30,000		Your City of New York tax is:		
24,000	24,050	804	742	788	27,000	27,050	914	852	898	30,000	30,050	1,026	962	1,008
24,050	24,100	806	744	790	27,050	27,100	916	854	900	30,050	30,100	1,028	964	1,010
24,100	24,150	807	746	791	27,100	27,150	918	855	901	30,100	30,150	1,030	965	1,012
24,150	24,200	809	747	793	27,150	27,200	920	857	903	30,150	30,200	1,032	967	1,014
24,200	24,250	811	749	795	27,200	27,250	922	859	905	30,200	30,250	1,033	969	1,015
24,250	24,300	813	751	797	27,250	27,300	924	861	907	30,250	30,300	1,035	971	1,017
24,300	24,350	815	753	799	27,300	27,350	926	863	909	30,300	30,350	1,037	973	1,019
24,350	24,400	817	755	801	27,350	27,400	927	865	911	30,350	30,400	1,039	975	1,021
24,400	24,450	818	757	802	27,400	27,450	929	866	912	30,400	30,450	1,041	976	1,023
24,450	24,500	820	758	804	27,450	27,500	931	868	914	30,450	30,500	1,043	978	1,025
24,500	24,550	822	760	806	27,500	27,550	933	870	916	30,500	30,550	1,045	980	1,027
24,550	24,600	824	762	808	27,550	27,600	935	872	918	30,550	30,600	1,047	982	1,028
24,600	24,650	826	764	810	27,600	27,650	937	874	920	30,600	30,650	1,048	984	1,030
24,650	24,700	828	766	812	27,650	27,700	939	876	922	30,650	30,700	1,050	986	1,032
24,700	24,750	829	768	813	27,700	27,750	940	877	923	30,700	30,750	1,052	987	1,034
24,750	24,800	831	769	815	27,750	27,800	942	879	925	30,750	30,800	1,054	989	1,036
24,800	24,850	833	771	817	27,800	27,850	944	881	927	30,800	30,850	1,056	991	1,038
24,850	24,900	835	773	819	27,850	27,900	946	883	929	30,850	30,900	1,058	993	1,040
24,900	24,950	837	775	821	27,900	27,950	948	885	931	30,900	30,950	1,060	995	1,041
24,950	25,000	839	777	823	27,950	28,000	950	887	933	30,950	31,000	1,061	997	1,043
25,000		Your City of New York tax is:			28,000		Your City of New York tax is:			31,000		Your City of New York tax is:		
25,000	25,050	840	779	824	28,000	28,050	952	888	934	31,000	31,050	1,063	998	1,045
25,050	25,100	842	780	826	28,050	28,100	953	890	936	31,050	31,100	1,065	1,000	1,047
25,100	25,150	844	782	828	28,100	28,150	955	892	938	31,100	31,150	1,067	1,002	1,049
25,150	25,200	846	784	830	28,150	28,200	957	894	940	31,150	31,200	1,069	1,004	1,051
25,200	25,250	847	786	832	28,200	28,250	959	896	942	31,200	31,250	1,071	1,006	1,053
25,250	25,300	849	788	834	28,250	28,300	961	898	944	31,250	31,300	1,073	1,008	1,054
25,300	25,350	851	790	835	28,300	28,350	963	899	945	31,300	31,350	1,074	1,009	1,056
25,350	25,400	853	791	837	28,350	28,400	965	901	947	31,350	31,400	1,076	1,011	1,058
25,400	25,450	855	793	839	28,400	28,450	966	903	949	31,400	31,450	1,078	1,013	1,060
25,450	25,500	857	795	841	28,450	28,500	968	905	951	31,450	31,500	1,080	1,015	1,062
25,500	25,550	859	797	843	28,500	28,550	970	907	953	31,500	31,550	1,082	1,017	1,064
25,550	25,600	860	799	845	28,550	28,600	972	909	955	31,550	31,600	1,084	1,019	1,066
25,600	25,650	862	801	846	28,600	28,650	974	910	956	31,600	31,650	1,086	1,020	1,067
25,650	25,700	864	802	848	28,650	28,700	976	912	958	31,650	31,700	1,087	1,022	1,069
25,700	25,750	866	804	850	28,700	28,750	978	914	960	31,700	31,750	1,089	1,024	1,071
25,750	25,800	868	806	852	28,750	28,800	980	916	962	31,750	31,800	1,091	1,026	1,073
25,800	25,850	870	808	854	28,800	28,850	981	918	964	31,800	31,850	1,093	1,028	1,075
25,850	25,900	872	810	856	28,850	28,900	983	920	966	31,850	31,900	1,095	1,030	1,077
25,900	25,950	873	812	857	28,900	28,950	985	921	967	31,900	31,950	1,097	1,031	1,079
25,950	26,000	875	813	859	28,950	29,000	987	923	969	31,950	32,000	1,099	1,033	1,081
26,000		Your City of New York tax is:			29,000		Your City of New York tax is:			32,000		Your City of New York tax is:		
26,000	26,050	877	815	861	29,000	29,050	989	925	971	32,000	32,050	1,100	1,035	1,082
26,050	26,100	879	817	863	29,050	29,100	991	927	973	32,050	32,100	1,102	1,037	1,084
26,100	26,150	881	819	865	29,100	29,150	993	929	975	32,100	32,150	1,104	1,039	1,086
26,150	26,200	883	821	867	29,150	29,200	994	931	977	32,150	32,200	1,106	1,041	1,088
26,200	26,250	885	823	868	29,200	29,250	996	932	978	32,200	32,250	1,108	1,042	1,090
26,250	26,300	886	824	870	29,250	29,300	998	934	980	32,250	32,300	1,110	1,044	1,092
26,300	26,350	888	826	872	29,300	29,350	1,000	936	982	32,300	32,350	1,112	1,046	1,094
26,350	26,400	890	828	874	29,350	29,400	1,002	938	984	32,350	32,400	1,114	1,048	1,095
26,400	26,450	892	830	876	29,400	29,450	1,004	940	986	32,400	32,450	1,115	1,050	1,097
26,450	26,500	894	832	878	29,450	29,500	1,006	942	988	32,450	32,500	1,117	1,052	1,099
26,500	26,550	896	834	879	29,500	29,550	1,007	943	989	32,500	32,550	1,119	1,053	1,101
26,550	26,600	898	835	881	29,550	29,600	1,009	945	991	32,550	32,600	1,121	1,055	1,103
26,600	26,650	899	837	883	29,600	29,650	1,011	947	993	32,600	32,650	1,123	1,057	1,105
26,650	26,700	901	839	885	29,650	29,700	1,013	949	995	32,650	32,700	1,125	1,059	1,107
26,700	26,750	903	841	887	29,700	29,750	1,015	951	997	32,700	32,750	1,127	1,061	1,108
26,750	26,800	905	843	889	29,750	29,800	1,017	953	999	32,750	32,800	1,128	1,063	1,110
26,800	26,850	907	845	890	29,800	29,850	1,019	954	1,000	32,800	32,850	1,130	1,064	1,112
26,850	26,900	909	846	892	29,850	29,900	1,020	956	1,002	32,850	32,900	1,132	1,066	1,114
26,900	26,950	911	848	894	29,900	29,950	1,022	958	1,004	32,900	32,950	1,134	1,068	1,116
26,950	27,000	913	850	896	29,950	30,000	1,024	960	1,006	32,950	33,000	1,136	1,070	1,118

* This column must also be used by a qualifying widow(er)

If line 35 (taxable income) is -		And you are -			If line 35 (taxable income) is -		And you are -			If line 35 (taxable income) is -		And you are -		
At least	But less than	Single or Married filing separately	Married filing jointly *	Head of a household	At least	But less than	Single or Married filing separately	Married filing jointly *	Head of a household	At least	But less than	Single or Married filing separately	Married filing jointly *	Head of a household
33,000		Your City of New York tax is:			36,000		Your City of New York tax is:			39,000		Your City of New York tax is:		
33,000	33,050	1,138	1,072	1,120	36,000	36,050	1,249	1,182	1,231	39,000	39,050	1,361	1,292	1,343
33,050	33,100	1,140	1,074	1,121	36,050	36,100	1,251	1,184	1,233	39,050	39,100	1,363	1,293	1,345
33,100	33,150	1,141	1,075	1,123	36,100	36,150	1,253	1,185	1,235	39,100	39,150	1,365	1,295	1,347
33,150	33,200	1,143	1,077	1,125	36,150	36,200	1,255	1,187	1,237	39,150	39,200	1,367	1,297	1,349
33,200	33,250	1,145	1,079	1,127	36,200	36,250	1,257	1,189	1,239	39,200	39,250	1,368	1,299	1,350
33,250	33,300	1,147	1,081	1,129	36,250	36,300	1,259	1,191	1,241	39,250	39,300	1,370	1,301	1,352
33,300	33,350	1,149	1,083	1,131	36,300	36,350	1,261	1,193	1,242	39,300	39,350	1,372	1,303	1,354
33,350	33,400	1,151	1,085	1,133	36,350	36,400	1,262	1,195	1,244	39,350	39,400	1,374	1,304	1,356
33,400	33,450	1,153	1,086	1,134	36,400	36,450	1,264	1,196	1,246	39,400	39,450	1,376	1,306	1,358
33,450	33,500	1,154	1,088	1,136	36,450	36,500	1,266	1,198	1,248	39,450	39,500	1,378	1,308	1,360
33,500	33,550	1,156	1,090	1,138	36,500	36,550	1,268	1,200	1,250	39,500	39,550	1,380	1,310	1,362
33,550	33,600	1,158	1,092	1,140	36,550	36,600	1,270	1,202	1,252	39,550	39,600	1,381	1,312	1,363
33,600	33,650	1,160	1,094	1,142	36,600	36,650	1,272	1,204	1,254	39,600	39,650	1,383	1,314	1,365
33,650	33,700	1,162	1,096	1,144	36,650	36,700	1,274	1,206	1,255	39,650	39,700	1,385	1,315	1,367
33,700	33,750	1,164	1,097	1,146	36,700	36,750	1,275	1,207	1,257	39,700	39,750	1,387	1,317	1,369
33,750	33,800	1,166	1,099	1,148	36,750	36,800	1,277	1,209	1,259	39,750	39,800	1,389	1,319	1,371
33,800	33,850	1,167	1,101	1,149	36,800	36,850	1,279	1,211	1,261	39,800	39,850	1,391	1,321	1,373
33,850	33,900	1,169	1,103	1,151	36,850	36,900	1,281	1,213	1,263	39,850	39,900	1,393	1,323	1,375
33,900	33,950	1,171	1,105	1,153	36,900	36,950	1,283	1,215	1,265	39,900	39,950	1,395	1,325	1,376
33,950	34,000	1,173	1,107	1,155	36,950	37,000	1,285	1,217	1,267	39,950	40,000	1,396	1,326	1,378
34,000		Your City of New York tax is:			37,000		Your City of New York tax is:			40,000		Your City of New York tax is:		
34,000	34,050	1,175	1,108	1,157	37,000	37,050	1,287	1,218	1,268	40,000	40,050	1,398	1,328	1,380
34,050	34,100	1,177	1,110	1,159	37,050	37,100	1,288	1,220	1,270	40,050	40,100	1,400	1,330	1,382
34,100	34,150	1,179	1,112	1,161	37,100	37,150	1,290	1,222	1,272	40,100	40,150	1,402	1,332	1,384
34,150	34,200	1,181	1,114	1,162	37,150	37,200	1,292	1,224	1,274	40,150	40,200	1,404	1,334	1,386
34,200	34,250	1,182	1,116	1,164	37,200	37,250	1,294	1,226	1,276	40,200	40,250	1,406	1,336	1,388
34,250	34,300	1,184	1,118	1,166	37,250	37,300	1,296	1,228	1,278	40,250	40,300	1,408	1,337	1,389
34,300	34,350	1,186	1,119	1,168	37,300	37,350	1,298	1,229	1,280	40,300	40,350	1,409	1,339	1,391
34,350	34,400	1,188	1,121	1,170	37,350	37,400	1,300	1,231	1,282	40,350	40,400	1,411	1,341	1,393
34,400	34,450	1,190	1,123	1,172	37,400	37,450	1,301	1,233	1,283	40,400	40,450	1,413	1,343	1,395
34,450	34,500	1,192	1,125	1,174	37,450	37,500	1,303	1,235	1,285	40,450	40,500	1,415	1,345	1,397
34,500	34,550	1,194	1,127	1,175	37,500	37,550	1,305	1,237	1,287	40,500	40,550	1,417	1,347	1,399
34,550	34,600	1,195	1,129	1,177	37,550	37,600	1,307	1,238	1,289	40,550	40,600	1,419	1,348	1,401
34,600	34,650	1,197	1,130	1,179	37,600	37,650	1,309	1,240	1,291	40,600	40,650	1,421	1,350	1,402
34,650	34,700	1,199	1,132	1,181	37,650	37,700	1,311	1,242	1,293	40,650	40,700	1,422	1,352	1,404
34,700	34,750	1,201	1,134	1,183	37,700	37,750	1,313	1,244	1,295	40,700	40,750	1,424	1,354	1,406
34,750	34,800	1,203	1,136	1,185	37,750	37,800	1,314	1,246	1,296	40,750	40,800	1,426	1,356	1,408
34,800	34,850	1,205	1,138	1,187	37,800	37,850	1,316	1,248	1,298	40,800	40,850	1,428	1,358	1,410
34,850	34,900	1,207	1,140	1,188	37,850	37,900	1,318	1,249	1,300	40,850	40,900	1,430	1,359	1,412
34,900	34,950	1,208	1,141	1,190	37,900	37,950	1,320	1,251	1,302	40,900	40,950	1,432	1,361	1,414
34,950	35,000	1,210	1,143	1,192	37,950	38,000	1,322	1,253	1,304	40,950	41,000	1,434	1,363	1,416
35,000		Your City of New York tax is:			38,000		Your City of New York tax is:			41,000		Your City of New York tax is:		
35,000	35,050	1,212	1,145	1,194	38,000	38,050	1,324	1,255	1,306	41,000	41,050	1,435	1,365	1,417
35,050	35,100	1,214	1,147	1,196	38,050	38,100	1,326	1,257	1,308	41,050	41,100	1,437	1,367	1,419
35,100	35,150	1,216	1,149	1,198	38,100	38,150	1,328	1,259	1,309	41,100	41,150	1,439	1,369	1,421
35,150	35,200	1,218	1,151	1,200	38,150	38,200	1,329	1,260	1,311	41,150	41,200	1,441	1,370	1,423
35,200	35,250	1,220	1,152	1,201	38,200	38,250	1,331	1,262	1,313	41,200	41,250	1,443	1,372	1,425
35,250	35,300	1,221	1,154	1,203	38,250	38,300	1,333	1,264	1,315	41,250	41,300	1,445	1,374	1,427
35,300	35,350	1,223	1,156	1,205	38,300	38,350	1,335	1,266	1,317	41,300	41,350	1,447	1,376	1,429
35,350	35,400	1,225	1,158	1,207	38,350	38,400	1,337	1,268	1,319	41,350	41,400	1,448	1,378	1,430
35,400	35,450	1,227	1,160	1,209	38,400	38,450	1,339	1,270	1,321	41,400	41,450	1,450	1,380	1,432
35,450	35,500	1,229	1,162	1,211	38,450	38,500	1,341	1,271	1,322	41,450	41,500	1,452	1,381	1,434
35,500	35,550	1,231	1,163	1,213	38,500	38,550	1,342	1,273	1,324	41,500	41,550	1,454	1,383	1,436
35,550	35,600	1,233	1,165	1,215	38,550	38,600	1,344	1,275	1,326	41,550	41,600	1,456	1,385	1,438
35,600	35,650	1,234	1,167	1,216	38,600	38,650	1,346	1,277	1,328	41,600	41,650	1,458	1,387	1,440
35,650	35,700	1,236	1,169	1,218	38,650	38,700	1,348	1,279	1,330	41,650	41,700	1,460	1,389	1,442
35,700	35,750	1,238	1,171	1,220	38,700	38,750	1,350	1,281	1,332	41,700	41,750	1,462	1,391	1,443
35,750	35,800	1,240	1,173	1,222	38,750	38,800	1,352	1,282	1,334	41,750	41,800	1,463	1,392	1,445
35,800	35,850	1,242	1,174	1,224	38,800	38,850	1,354	1,284	1,335	41,800	41,850	1,465	1,394	1,447
35,850	35,900	1,244	1,176	1,226	38,850	38,900	1,355	1,286	1,337	41,850	41,900	1,467	1,396	1,449
35,900	35,950	1,246	1,178	1,228	38,900	38,950	1,357	1,288	1,339	41,900	41,950	1,469	1,398	1,451
35,950	36,000	1,248	1,180	1,229	38,950	39,000	1,359	1,290	1,341	41,950	42,000	1,471	1,400	1,453

* This column must also be used by a qualifying widow(er)

If line 35 (taxable income) is -		And you are -			If line 35 (taxable income) is -		And you are -			If line 35 (taxable income) is -		And you are -		
At least	But less than	Single or Married filing separately	Married filing jointly *	Head of a household	At least	But less than	Single or Married filing separately	Married filing jointly *	Head of a household	At least	But less than	Single or Married filing separately	Married filing jointly *	Head of a household
42,000		Your City of New York tax is:			45,000		Your City of New York tax is:			48,000		Your City of New York tax is:		
42,000	42,050	1,473	1,402	1,455	45,000	45,050	1,584	1,512	1,566	48,000	48,050	1,696	1,624	1,678
42,050	42,100	1,475	1,403	1,456	45,050	45,100	1,586	1,514	1,568	48,050	48,100	1,698	1,625	1,680
42,100	42,150	1,476	1,405	1,458	45,100	45,150	1,588	1,516	1,570	48,100	48,150	1,700	1,627	1,682
42,150	42,200	1,478	1,407	1,460	45,150	45,200	1,590	1,518	1,572	48,150	48,200	1,702	1,629	1,683
42,200	42,250	1,480	1,409	1,462	45,200	45,250	1,592	1,519	1,574	48,200	48,250	1,703	1,631	1,685
42,250	42,300	1,482	1,411	1,464	45,250	45,300	1,594	1,521	1,576	48,250	48,300	1,705	1,633	1,687
42,300	42,350	1,484	1,413	1,466	45,300	45,350	1,596	1,523	1,577	48,300	48,350	1,707	1,635	1,689
42,350	42,400	1,486	1,414	1,468	45,350	45,400	1,597	1,525	1,579	48,350	48,400	1,709	1,637	1,691
42,400	42,450	1,488	1,416	1,469	45,400	45,450	1,599	1,527	1,581	48,400	48,450	1,711	1,638	1,693
42,450	42,500	1,489	1,418	1,471	45,450	45,500	1,601	1,529	1,583	48,450	48,500	1,713	1,640	1,695
42,500	42,550	1,491	1,420	1,473	45,500	45,550	1,603	1,531	1,585	48,500	48,550	1,715	1,642	1,697
42,550	42,600	1,493	1,422	1,475	45,550	45,600	1,605	1,532	1,587	48,550	48,600	1,716	1,644	1,698
42,600	42,650	1,495	1,424	1,477	45,600	45,650	1,607	1,534	1,589	48,600	48,650	1,718	1,646	1,700
42,650	42,700	1,497	1,425	1,479	45,650	45,700	1,609	1,536	1,590	48,650	48,700	1,720	1,648	1,702
42,700	42,750	1,499	1,427	1,481	45,700	45,750	1,610	1,538	1,592	48,700	48,750	1,722	1,650	1,704
42,750	42,800	1,501	1,429	1,482	45,750	45,800	1,612	1,540	1,594	48,750	48,800	1,724	1,652	1,706
42,800	42,850	1,502	1,431	1,484	45,800	45,850	1,614	1,542	1,596	48,800	48,850	1,726	1,653	1,708
42,850	42,900	1,504	1,433	1,486	45,850	45,900	1,616	1,544	1,598	48,850	48,900	1,728	1,655	1,710
42,900	42,950	1,506	1,435	1,488	45,900	45,950	1,618	1,545	1,600	48,900	48,950	1,730	1,657	1,711
42,950	43,000	1,508	1,436	1,490	45,950	46,000	1,620	1,547	1,602	48,950	49,000	1,731	1,659	1,713
43,000		Your City of New York tax is:			46,000		Your City of New York tax is:			49,000		Your City of New York tax is:		
43,000	43,050	1,510	1,438	1,492	46,000	46,050	1,622	1,549	1,603	49,000	49,050	1,733	1,661	1,715
43,050	43,100	1,512	1,440	1,494	46,050	46,100	1,623	1,551	1,605	49,050	49,100	1,735	1,663	1,717
43,100	43,150	1,514	1,442	1,496	46,100	46,150	1,625	1,553	1,607	49,100	49,150	1,737	1,665	1,719
43,150	43,200	1,515	1,444	1,497	46,150	46,200	1,627	1,555	1,609	49,150	49,200	1,739	1,666	1,721
43,200	43,250	1,517	1,446	1,499	46,200	46,250	1,629	1,557	1,611	49,200	49,250	1,741	1,668	1,723
43,250	43,300	1,519	1,447	1,501	46,250	46,300	1,631	1,558	1,613	49,250	49,300	1,743	1,670	1,724
43,300	43,350	1,521	1,449	1,503	46,300	46,350	1,633	1,560	1,615	49,300	49,350	1,744	1,672	1,726
43,350	43,400	1,523	1,451	1,505	46,350	46,400	1,635	1,562	1,616	49,350	49,400	1,746	1,674	1,728
43,400	43,450	1,525	1,453	1,507	46,400	46,450	1,636	1,564	1,618	49,400	49,450	1,748	1,676	1,730
43,450	43,500	1,527	1,455	1,509	46,450	46,500	1,638	1,566	1,620	49,450	49,500	1,750	1,678	1,732
43,500	43,550	1,529	1,457	1,510	46,500	46,550	1,640	1,568	1,622	49,500	49,550	1,752	1,679	1,734
43,550	43,600	1,530	1,458	1,512	46,550	46,600	1,642	1,570	1,624	49,550	49,600	1,754	1,681	1,736
43,600	43,650	1,532	1,460	1,514	46,600	46,650	1,644	1,571	1,626	49,600	49,650	1,756	1,683	1,737
43,650	43,700	1,534	1,462	1,516	46,650	46,700	1,646	1,573	1,628	49,650	49,700	1,757	1,685	1,739
43,700	43,750	1,536	1,464	1,518	46,700	46,750	1,648	1,575	1,630	49,700	49,750	1,759	1,687	1,741
43,750	43,800	1,538	1,466	1,520	46,750	46,800	1,649	1,577	1,631	49,750	49,800	1,761	1,689	1,743
43,800	43,850	1,540	1,468	1,522	46,800	46,850	1,651	1,579	1,633	49,800	49,850	1,763	1,691	1,745
43,850	43,900	1,542	1,469	1,523	46,850	46,900	1,653	1,581	1,635	49,850	49,900	1,765	1,692	1,747
43,900	43,950	1,543	1,471	1,525	46,900	46,950	1,655	1,583	1,637	49,900	49,950	1,767	1,694	1,749
43,950	44,000	1,545	1,473	1,527	46,950	47,000	1,657	1,585	1,639	49,950	50,000	1,769	1,696	1,750
44,000		Your City of New York tax is:			47,000		Your City of New York tax is:			50,000		Your City of New York tax is:		
44,000	44,050	1,547	1,475	1,529	47,000	47,050	1,659	1,586	1,641	50,000	50,050	1,771	1,698	1,752
44,050	44,100	1,549	1,477	1,531	47,050	47,100	1,661	1,588	1,643	50,050	50,100	1,773	1,700	1,754
44,100	44,150	1,551	1,479	1,533	47,100	47,150	1,663	1,590	1,644	50,100	50,150	1,775	1,702	1,756
44,150	44,200	1,553	1,480	1,535	47,150	47,200	1,664	1,592	1,646	50,150	50,200	1,777	1,704	1,758
44,200	44,250	1,555	1,482	1,536	47,200	47,250	1,666	1,594	1,648	50,200	50,250	1,779	1,705	1,760
44,250	44,300	1,556	1,484	1,538	47,250	47,300	1,668	1,596	1,650	50,250	50,300	1,780	1,707	1,762
44,300	44,350	1,558	1,486	1,540	47,300	47,350	1,670	1,598	1,652	50,300	50,350	1,782	1,709	1,764
44,350	44,400	1,560	1,488	1,542	47,350	47,400	1,672	1,599	1,654	50,350	50,400	1,784	1,711	1,765
44,400	44,450	1,562	1,490	1,544	47,400	47,450	1,674	1,601	1,656	50,400	50,450	1,786	1,713	1,767
44,450	44,500	1,564	1,491	1,546	47,450	47,500	1,676	1,603	1,657	50,450	50,500	1,788	1,715	1,769
44,500	44,550	1,566	1,493	1,548	47,500	47,550	1,677	1,605	1,659	50,500	50,550	1,790	1,717	1,771
44,550	44,600	1,568	1,495	1,549	47,550	47,600	1,679	1,607	1,661	50,550	50,600	1,792	1,719	1,773
44,600	44,650	1,569	1,497	1,551	47,600	47,650	1,681	1,609	1,663	50,600	50,650	1,794	1,720	1,775
44,650	44,700	1,571	1,499	1,553	47,650	47,700	1,683	1,611	1,665	50,650	50,700	1,796	1,722	1,777
44,700	44,750	1,573	1,501	1,555	47,700	47,750	1,685	1,612	1,667	50,700	50,750	1,797	1,724	1,778
44,750	44,800	1,575	1,502	1,557	47,750	47,800	1,687	1,614	1,669	50,750	50,800	1,799	1,726	1,780
44,800	44,850	1,577	1,504	1,559	47,800	47,850	1,689	1,616	1,670	50,800	50,850	1,801	1,728	1,782
44,850	44,900	1,579	1,506	1,561	47,850	47,900	1,690	1,618	1,672	50,850	50,900	1,803	1,730	1,784
44,900	44,950	1,581	1,508	1,563	47,900	47,950	1,692	1,620	1,674	50,900	50,950	1,805	1,732	1,786
44,950	45,000	1,582	1,510	1,564	47,950	48,000	1,694	1,622	1,676	50,950	51,000	1,807	1,733	1,788

* This column must also be used by a qualifying widow(er)

If line 35 (taxable income) is -		And you are -			If line 35 (taxable income) is -		And you are -			If line 35 (taxable income) is -		And you are -		
At least	But less than	Single or Married filing separately	Married filing jointly *	Head of a household	At least	But less than	Single or Married filing separately	Married filing jointly *	Head of a household	At least	But less than	Single or Married filing separately	Married filing jointly *	Head of a household
51,000		Your City of New York tax is:			54,000		Your City of New York tax is:			57,000		Your City of New York tax is:		
51,000	51,050	1,809	1,735	1,790	54,000	54,050	1,922	1,847	1,901	57,000	57,050	2,035	1,959	2,013
51,050	51,100	1,811	1,737	1,791	54,050	54,100	1,924	1,849	1,903	57,050	57,100	2,037	1,960	2,015
51,100	51,150	1,813	1,739	1,793	54,100	54,150	1,926	1,851	1,905	57,100	57,150	2,039	1,962	2,017
51,150	51,200	1,814	1,741	1,795	54,150	54,200	1,928	1,853	1,907	57,150	57,200	2,041	1,964	2,018
51,200	51,250	1,816	1,743	1,797	54,200	54,250	1,930	1,854	1,909	57,200	57,250	2,043	1,966	2,020
51,250	51,300	1,818	1,745	1,799	54,250	54,300	1,932	1,856	1,911	57,250	57,300	2,045	1,968	2,022
51,300	51,350	1,820	1,746	1,801	54,300	54,350	1,933	1,858	1,912	57,300	57,350	2,047	1,970	2,024
51,350	51,400	1,822	1,748	1,803	54,350	54,400	1,935	1,860	1,914	57,350	57,400	2,049	1,972	2,026
51,400	51,450	1,824	1,750	1,804	54,400	54,450	1,937	1,862	1,916	57,400	57,450	2,051	1,973	2,028
51,450	51,500	1,826	1,752	1,806	54,450	54,500	1,939	1,864	1,918	57,450	57,500	2,052	1,975	2,030
51,500	51,550	1,828	1,754	1,808	54,500	54,550	1,941	1,866	1,920	57,500	57,550	2,054	1,977	2,032
51,550	51,600	1,830	1,756	1,810	54,550	54,600	1,943	1,867	1,922	57,550	57,600	2,056	1,979	2,033
51,600	51,650	1,831	1,758	1,812	54,600	54,650	1,945	1,869	1,924	57,600	57,650	2,058	1,981	2,035
51,650	51,700	1,833	1,759	1,814	54,650	54,700	1,947	1,871	1,925	57,650	57,700	2,060	1,983	2,037
51,700	51,750	1,835	1,761	1,816	54,700	54,750	1,949	1,873	1,927	57,700	57,750	2,062	1,985	2,039
51,750	51,800	1,837	1,763	1,817	54,750	54,800	1,950	1,875	1,929	57,750	57,800	2,064	1,986	2,041
51,800	51,850	1,839	1,765	1,819	54,800	54,850	1,952	1,877	1,931	57,800	57,850	2,066	1,988	2,043
51,850	51,900	1,841	1,767	1,821	54,850	54,900	1,954	1,879	1,933	57,850	57,900	2,068	1,990	2,045
51,900	51,950	1,843	1,769	1,823	54,900	54,950	1,956	1,880	1,935	57,900	57,950	2,069	1,992	2,046
51,950	52,000	1,845	1,771	1,825	54,950	55,000	1,958	1,882	1,937	57,950	58,000	2,071	1,994	2,048
52,000		Your City of New York tax is:			55,000		Your City of New York tax is:			58,000		Your City of New York tax is:		
52,000	52,050	1,847	1,772	1,827	55,000	55,050	1,960	1,884	1,938	58,000	58,050	2,073	1,996	2,050
52,050	52,100	1,848	1,774	1,829	55,050	55,100	1,962	1,886	1,940	58,050	58,100	2,075	1,998	2,052
52,100	52,150	1,850	1,776	1,831	55,100	55,150	1,964	1,888	1,942	58,100	58,150	2,077	2,000	2,054
52,150	52,200	1,852	1,778	1,832	55,150	55,200	1,966	1,890	1,944	58,150	58,200	2,079	2,001	2,056
52,200	52,250	1,854	1,780	1,834	55,200	55,250	1,967	1,892	1,946	58,200	58,250	2,081	2,003	2,058
52,250	52,300	1,856	1,782	1,836	55,250	55,300	1,969	1,893	1,948	58,250	58,300	2,083	2,005	2,059
52,300	52,350	1,858	1,784	1,838	55,300	55,350	1,971	1,895	1,950	58,300	58,350	2,085	2,007	2,061
52,350	52,400	1,860	1,786	1,840	55,350	55,400	1,973	1,897	1,951	58,350	58,400	2,086	2,009	2,063
52,400	52,450	1,862	1,787	1,842	55,400	55,450	1,975	1,899	1,953	58,400	58,450	2,088	2,011	2,065
52,450	52,500	1,864	1,789	1,844	55,450	55,500	1,977	1,901	1,955	58,450	58,500	2,090	2,013	2,067
52,500	52,550	1,865	1,791	1,845	55,500	55,550	1,979	1,903	1,957	58,500	58,550	2,092	2,014	2,069
52,550	52,600	1,867	1,793	1,847	55,550	55,600	1,981	1,905	1,959	58,550	58,600	2,094	2,016	2,071
52,600	52,650	1,869	1,795	1,849	55,600	55,650	1,983	1,906	1,961	58,600	58,650	2,096	2,018	2,072
52,650	52,700	1,871	1,797	1,851	55,650	55,700	1,984	1,908	1,963	58,650	58,700	2,098	2,020	2,074
52,700	52,750	1,873	1,799	1,853	55,700	55,750	1,986	1,910	1,965	58,700	58,750	2,100	2,022	2,076
52,750	52,800	1,875	1,800	1,855	55,750	55,800	1,988	1,912	1,966	58,750	58,800	2,102	2,024	2,078
52,800	52,850	1,877	1,802	1,857	55,800	55,850	1,990	1,914	1,968	58,800	58,850	2,104	2,026	2,080
52,850	52,900	1,879	1,804	1,858	55,850	55,900	1,992	1,916	1,970	58,850	58,900	2,105	2,027	2,082
52,900	52,950	1,881	1,806	1,860	55,900	55,950	1,994	1,918	1,972	58,900	58,950	2,107	2,029	2,084
52,950	53,000	1,882	1,808	1,862	55,950	56,000	1,996	1,920	1,974	58,950	59,000	2,109	2,031	2,085
53,000		Your City of New York tax is:			56,000		Your City of New York tax is:			59,000		Your City of New York tax is:		
53,000	53,050	1,884	1,810	1,864	56,000	56,050	1,998	1,921	1,976	59,000	59,050	2,111	2,033	2,087
53,050	53,100	1,886	1,812	1,866	56,050	56,100	2,000	1,923	1,978	59,050	59,100	2,113	2,035	2,089
53,100	53,150	1,888	1,813	1,868	56,100	56,150	2,001	1,925	1,979	59,100	59,150	2,115	2,037	2,091
53,150	53,200	1,890	1,815	1,870	56,150	56,200	2,003	1,927	1,981	59,150	59,200	2,117	2,039	2,093
53,200	53,250	1,892	1,817	1,871	56,200	56,250	2,005	1,929	1,983	59,200	59,250	2,119	2,040	2,095
53,250	53,300	1,894	1,819	1,873	56,250	56,300	2,007	1,931	1,985	59,250	59,300	2,121	2,042	2,097
53,300	53,350	1,896	1,821	1,875	56,300	56,350	2,009	1,933	1,987	59,300	59,350	2,122	2,044	2,099
53,350	53,400	1,898	1,823	1,877	56,350	56,400	2,011	1,934	1,989	59,350	59,400	2,124	2,046	2,100
53,400	53,450	1,899	1,825	1,879	56,400	56,450	2,013	1,936	1,991	59,400	59,450	2,126	2,048	2,102
53,450	53,500	1,901	1,826	1,881	56,450	56,500	2,015	1,938	1,992	59,450	59,500	2,128	2,050	2,104
53,500	53,550	1,903	1,828	1,883	56,500	56,550	2,017	1,940	1,994	59,500	59,550	2,130	2,052	2,106
53,550	53,600	1,905	1,830	1,884	56,550	56,600	2,018	1,942	1,996	59,550	59,600	2,132	2,053	2,108
53,600	53,650	1,907	1,832	1,886	56,600	56,650	2,020	1,944	1,998	59,600	59,650	2,134	2,055	2,110
53,650	53,700	1,909	1,834	1,888	56,650	56,700	2,022	1,946	2,000	59,650	59,700	2,136	2,057	2,112
53,700	53,750	1,911	1,836	1,890	56,700	56,750	2,024	1,947	2,002	59,700	59,750	2,138	2,059	2,113
53,750	53,800	1,913	1,838	1,892	56,750	56,800	2,026	1,949	2,004	59,750	59,800	2,139	2,061	2,115
53,800	53,850	1,915	1,839	1,894	56,800	56,850	2,028	1,951	2,005	59,800	59,850	2,141	2,063	2,117
53,850	53,900	1,916	1,841	1,896	56,850	56,900	2,030	1,953	2,007	59,850	59,900	2,143	2,065	2,119
53,900	53,950	1,918	1,843	1,898	56,900	56,950	2,032	1,955	2,009	59,900	59,950	2,145	2,067	2,121
53,950	54,000	1,920	1,845	1,899	56,950	57,000	2,034	1,957	2,011	59,950	60,000	2,147	2,068	2,123

* This column must also be used by a qualifying widow(er)

If line 35 (taxable income) is -		And you are -			If line 35 (taxable income) is -		And you are -			If line 35 (taxable income) is -		And you are -		
At least	But less than	Single or Married filing separately	Married filing jointly *	Head of a household	At least	But less than	Single or Married filing separately	Married filing jointly *	Head of a household	At least	But less than	Single or Married filing separately	Married filing jointly *	Head of a household
60,000		Your City of New York tax is:			62,000		Your City of New York tax is:			64,000		Your City of New York tax is:		
60,000	60,050	2,149	2,070	2,125	62,000	62,050	2,224	2,145	2,201	64,000	64,050	2,300	2,219	2,276
60,050	60,100	2,151	2,072	2,127	62,050	62,100	2,226	2,147	2,202	64,050	64,100	2,302	2,221	2,278
60,100	60,150	2,153	2,074	2,129	62,100	62,150	2,228	2,148	2,204	64,100	64,150	2,304	2,223	2,280
60,150	60,200	2,155	2,076	2,131	62,150	62,200	2,230	2,150	2,206	64,150	64,200	2,306	2,225	2,282
60,200	60,250	2,156	2,078	2,133	62,200	62,250	2,232	2,152	2,208	64,200	64,250	2,308	2,227	2,284
60,250	60,300	2,158	2,080	2,134	62,250	62,300	2,234	2,154	2,210	64,250	64,300	2,309	2,228	2,286
60,300	60,350	2,160	2,081	2,136	62,300	62,350	2,236	2,156	2,212	64,300	64,350	2,311	2,230	2,287
60,350	60,400	2,162	2,083	2,138	62,350	62,400	2,238	2,158	2,214	64,350	64,400	2,313	2,232	2,289
60,400	60,450	2,164	2,085	2,140	62,400	62,450	2,240	2,160	2,216	64,400	64,450	2,315	2,234	2,291
60,450	60,500	2,166	2,087	2,142	62,450	62,500	2,241	2,161	2,218	64,450	64,500	2,317	2,236	2,293
60,500	60,550	2,168	2,089	2,144	62,500	62,550	2,243	2,163	2,219	64,500	64,550	2,319	2,238	2,295
60,550	60,600	2,170	2,091	2,146	62,550	62,600	2,245	2,165	2,221	64,550	64,600	2,321	2,240	2,297
60,600	60,650	2,172	2,093	2,148	62,600	62,650	2,247	2,167	2,223	64,600	64,650	2,323	2,241	2,299
60,650	60,700	2,173	2,094	2,150	62,650	62,700	2,249	2,169	2,225	64,650	64,700	2,325	2,243	2,301
60,700	60,750	2,175	2,096	2,151	62,700	62,750	2,251	2,171	2,227	64,700	64,750	2,326	2,245	2,303
60,750	60,800	2,177	2,098	2,153	62,750	62,800	2,253	2,173	2,229	64,750	64,800	2,328	2,247	2,304
60,800	60,850	2,179	2,100	2,155	62,800	62,850	2,255	2,174	2,231	64,800	64,850	2,330	2,249	2,306
60,850	60,900	2,181	2,102	2,157	62,850	62,900	2,257	2,176	2,233	64,850	64,900	2,332	2,251	2,308
60,900	60,950	2,183	2,104	2,159	62,900	62,950	2,258	2,178	2,235	64,900	64,950	2,334	2,253	2,310
60,950	61,000	2,185	2,106	2,161	62,950	63,000	2,260	2,180	2,236	64,950	65,000	2,336	2,254	2,312
61,000		Your City of New York tax is:			63,000		Your City of New York tax is:			\$65,000 or more use schedule below:				
61,000	61,050	2,187	2,107	2,163	63,000	63,050	2,262	2,182	2,238	If you are:	and line 35 is at least:	but less than:	Your City of New York tax is:	
61,050	61,100	2,189	2,109	2,165	63,050	63,100	2,264	2,184	2,240					
61,100	61,150	2,190	2,111	2,167	63,100	63,150	2,266	2,186	2,242	Single	65,000	\$2,337 plus 3.7791% (.037791) of amount over \$65,000	
61,150	61,200	2,192	2,113	2,168	63,150	63,200	2,268	2,187	2,244					
61,200	61,250	2,194	2,115	2,170	63,200	63,250	2,270	2,189	2,246	or Married filing separately	65,000	90,000	. \$2,255 plus 3.7221% (.037221) of amount over \$65,000	
61,250	61,300	2,196	2,117	2,172	63,250	63,300	2,272	2,191	2,248					
61,300	61,350	2,198	2,119	2,174	63,300	63,350	2,274	2,193	2,250	Married filing jointly *	90,000	\$3,186 plus 3.7791% (.037791) of amount over \$90,000	
61,350	61,400	2,200	2,120	2,176	63,350	63,400	2,275	2,195	2,252					
61,400	61,450	2,202	2,122	2,178	63,400	63,450	2,277	2,197	2,253	Head of a household	65,000	\$2,313 plus 3.7791% (.037791) of amount over \$65,000	
61,450	61,500	2,204	2,124	2,180	63,450	63,500	2,279	2,199	2,255					
61,500	61,550	2,206	2,126	2,182	63,500	63,550	2,281	2,201	2,257					
61,550	61,600	2,207	2,128	2,184	63,550	63,600	2,283	2,202	2,259					
61,600	61,650	2,209	2,130	2,185	63,600	63,650	2,285	2,204	2,261					
61,650	61,700	2,211	2,132	2,187	63,650	63,700	2,287	2,206	2,263					
61,700	61,750	2,213	2,134	2,189	63,700	63,750	2,289	2,208	2,265					
61,750	61,800	2,215	2,135	2,191	63,750	63,800	2,291	2,210	2,267					
61,800	61,850	2,217	2,137	2,193	63,800	63,850	2,292	2,212	2,269					
61,850	61,900	2,219	2,139	2,195	63,850	63,900	2,294	2,214	2,270					
61,900	61,950	2,221	2,141	2,197	63,900	63,950	2,296	2,215	2,272					
61,950	62,000	2,223	2,143	2,199	63,950	64,000	2,298	2,217	2,274					

* This column must also be used by a qualifying widow(er)



School districts and code numbers

Albany - Erie

Use this list to find the name and code number of the public school district located in the county where you were a resident on December 31, 2000. (If you are a New York City resident, look for your listing after Nassau County.) Enter the school district name and code number at the top of the front of your return in the white spaces and boxes provided. If you do not know the name of your school district, contact your nearest public school.

Caution: You must enter your school district and code number even if you were absent temporarily, if the school your children attended was not in your school district, or if you had no children attending school. School aid may be affected if the school district or code number is not correct.

School district name School district code number	School district name School district code number	School district name School district code number	School district name School district code number
Albany	Cattaraugus (Cont'd)	Chenango	Delaware (Cont'd)
Albany 005	Cuba-Rushford 138	Afton 003	Margaretville 375
Berne-Knox-Westerlo 050	Ellicottville 181	Bainbridge Guilford 031	Oneonta 464
Bethlehem 051	Forestville 198	Brookfield 070	Roscoe 545
Cairo-Durham 076	Franklinville 205	Chenango Forks 107	Roxbury 547
Cohoes 122	Frewsburg 208	Cincinnatus 113	Sidney 586
Duanesburg 153	Gowanda 230	De Ruyter 141	South Kortright 601
Green Island 236	Griffith Institute (Springville) 244	Gilbertsville-Mt. Upton 222	Stamford 620
Greenville 240	Hinsdale 277	Greene 238	Sullivan West (Delaware Valley-Jeff Youngsville- Narrowsburg) 143
Guilderland 246	Olean 462	Harpursville 259	Unatego (Otego-Unadilla) 649
Maplewood (Colonie) 371	Pine Valley (South Dayton) 497	Norwich 455	Walton 663
Menands 388	Pioneer (Yorkshire) 498	Otselic Valley (Georgetown- South Otselic) 606	Worcester 711
Middleburgh 393	Portville 512	Oxford 475	
Mohonasen-Draper (Rotterdam) 402	Randolph 522	Sherburne-Earlvile 582	Dutchess
Niskayuna 439	Randolph Academy 723	Sidney 586	Arlington 022
North Colonie 443	Salamanca 556	Unadilla Valley (New Berlin- South New Berlin) 422	Beacon 040
Ravena-Coeymans-Selkirk 524	West Valley 690	Whitney Point 703	Carmel 089
Schalmont (Rotterdam) 568			Dover Union Free 149
Schoharie 572	Cayuga	Clinton	Haldane (Philipstown) 249
South Colonie 595	Auburn 025	Ausable Valley (Keeseville) 026	Hyde Park 293
Voorheesville 660	Cato Meridian 092	Beekmantown 043	Millbrook 396
Watervliet 674	Groton 245	Chateaugay 102	Pawling 483
Allegany	Hannibal 257	Chazy 105	Pine Plains 496
Alfred Almond 010	Homer 281	N. Eastern Clinton 418	Poughkeepsie 514
Andover 017	Jordan Elbridge 315	Northern Adirondack 453	Red Hook 526
Arkport 021	Moravia 407	Peru 492	Rhinebeck 531
Belfast 044	Oswego 472	Plattsburgh 503	Spackenkill 612
Bolivar-Richburg 054	Port Byron 507	Saranac (Dannemora) 560	Taconic Hills (Copake) 632
Canaseraga 083	Red Creek 525	Saranac Lake 561	Wappingers Falls 665
Cuba-Rushford 138	Skaneateles 588		Webutuck (Northeast) 680
Fillmore 192	Southern Cayuga 609	Columbia	
Friendship 209	Union Springs 650	Chatham 103	Erie
Genesee Valley (Angelica-Belmont) 018	Weedsport 681	East Greenbush 158	Akron 004
Greenwood 242	Chautauqua	Germantown 221	Alden 007
Hinsdale 277	Bemus Point 048	Hudson 289	Amherst 719
Keshequa (Dalton-Nunda) 320	Brocton 067	Kinderhook (Ichabod Crane) 294	Attica 024
Letchworth (Gainesville) 339	Cassadaga Valley 091	New Lebanon 426	Buffalo 073
Pioneer (Yorkshire) 498	Chautauqua Lake (Mayville) 104	Pine Plains 496	Cheektowaga 106
Portville 512	Clymer 119	Red Hook 526	Cheektowaga-Maryvale 378
Scio 575	Dunkirk 155	Schodack 571	Cheektowaga-Sloan 589
Wellsville 683	Falconer 189	Taconic Hills (Copake) 632	Clarence 114
Whitesville 702	Forestville 198	Webutuck (Northeast) 680	Cleveland Hill 115
Broome	Fredonia 206		Depew 145
Afton 003	Frewsburg 208	Cortland	East Aurora 156
Bainbridge Guilford 031	Gowanda 230	Cincinnatus 113	Eden 171
Binghamton 053	Jamestown 306	Cortland 134	Frontier 210
Chenango Forks 107	Panama 479	De Ruyter 141	Gowanda 230
Chenango Valley 108	Pine Valley (South Dayton) 497	Dryden 152	Grand Island 232
Cincinnatus 113	Randolph 522	Fabius-Pompey 187	Griffith Institute (Springville) 244
Deposit 146	Ripley 536	Greene 238	Hamburg 251
Greene 238	Sherman 583	Groton 245	Holland 278
Harpursville 259	Silver Creek 587	Homer 281	Iroquois 300
Johnson City 313	Southwestern at Jamestown 611	Marathon 372	Kenmore-Town of Tonawanda 319
Maine Endwell 364	Westfield 692	McGraw 385	Lackawanna 326
Marathon 372	Chemung	Newark Valley 432	Lake-Shore (Evans-Brant) 330
Newark Valley 432	Corning 132	Tully 646	Lancaster 332
South Mountain-Hickory 720	Elmira 182	Whitney Point 703	Maryvale (Cheektowaga) 378
Susquehanna Valley 627	Elmira Heights 183		North Collins 442
Union-Endicott 651	Horseheads 287	Delaware	Orchard Park 468
Vestal 658	Newfield 436	Andes 016	Pioneer (Yorkshire) 498
Whitney Point 703	Odessa Montour 460	Charlotte Valley 101	Silver Creek 587
Windsor 710	Spencer Van Etten 613	Delhi 144	Sloan (Cheektowaga) 589
Cattaraugus	Watkins Glen 675	Deposit 146	Sweet Home 628
Allegany-Limestone 011	Waverly 676	Downsville 150	Tonawanda (City of) 638
Cattaraugus-Little Valley 094		Franklin 203	West Seneca 689
		Gilboa Conesville 223	Williamsville 706
		Hancock 256	
		Jefferson 310	
		Livingston Manor 349	



School districts and code numbers

School district name School district code number	School district name School district code number	School district name School district code number	School district name School district code number
Essex	Hamilton	Livingston (Cont'd)	Montgomery (Cont'd)
Ausable Valley (Keeseville) 026	Indian Lake 296	Honeoye 282	Fonda Fultonville 197
Crown Point 137	Inlet 298	Honeoye Falls-Lima 283	Fort Plain 201
Elizabethtown-Lewis 179	Lake Pleasant 329	Keshequa (Dalton-Nunda) 320	Galway 212
Keene 317	Long Lake 354	Le Roy 338	Johnstown 314
Lake Placid 328	Northville 454	Livonia 350	Owen D. Young (Hornesville) 474
Minerva 399	Piseco (Morehouse) 499	Mount Morris 413	Schalmont (Rotterdam) 568
Moriah 408	Poland 506	Naples 420	Schoharie 572
Newcomb 434	Raquette Lake 523	Pavilion 482	Scotia Glenville 576
Putnam 517	Wells 682	Perry 490	Sharon Springs 579
Saranac Lake 561	Herkimer	Wayland-Cohocton 677	St. Johnsville 618
Schroon Lake 573	Adirondack (Boonville) 002	Wheatland Chili 697	
Ticonderoga 636	Cherry Valley-Springfield 616	York 716	Nassau
Westport 696	Dolgeville 148		Amityville 014
Willsboro 707	Fort Plain 201	Madison	Baldwin 032
Franklin	Frankfort-Schuyler 202	Brookfield 070	Bellmore 046
Ausable Valley (Keeseville) 026	Herkimer 268	Canastota 084	Bellmore-Merrick CHS*
Brasher Falls (St. Lawrence) 058	Holland Patent 279	Cazenovia 095	Bethpage 052
Brushton Moira 072	Ilion 295	Chittenango 111	Carle Place 088
Chateaugay 102	Little Falls 346	De Ruyter 141	Cold Spring Harbor 123
Malone 365	Mohawk 401	East Syracuse-Minoa 167	East Meadow 162
Northern Adirondack 453	Mount Markham (Bridgewater- W. Winfield) 412	Edmeston 174	East Rockaway 166
Salmon River 558	New Hartford 424	Fabius-Pompey 187	East Williston 168
Saranac Lake 561	Oppenheim Ephratah 467	Fayetteville-Manlius 370	Elmont 184
St. Regis Falls 619	Owen D. Young (Hornesville) 474	Hamilton 252	Farmingdale 191
Tupper Lake 647	Poland 506	Madison 361	Floral Park (Bellerose) 195
Fulton	Remsen 528	Morrisville Eaton 411	Franklin Square 204
Amsterdam 015	Richfield Springs 533	Mount Markham (Bridgewater- W. Winfield) 412	Freeport 207
Broadalbin-Perth 065	Sauquoit Valley 564	Oneida (Sylvan Beach) 463	Garden City 214
Dolgeville 148	St. Johnsville 618	Otselic Valley (Georgetown- South Otselic) 606	Glen Cove 224
Edinburg 173	Town of Webb 639	Sherburne-Earlville 582	Great Neck 234
Fonda Fultonville 197	West Canada Valley 685	Sherrill 584	Hempstead 265
Fort Plain 201	Whitesboro 701	Stockbridge Valley 624	West Hempstead 687
Galway 212	Jefferson	Unadilla Valley (New Berlin- South New Berlin) 422	Herricks 270
Gloversville 227	Alexandria Bay (Alexandria) 009	Waterville 673	Hewlett Woodmere 272
Johnstown 314	Belleville-Henderson 045		Hicksville 273
Mayfield 383	Carthage 090	Monroe	Island Park 302
Northville 454	Copenhagen 129	Avon 029	Island Trees 303
Oppenheim Ephratah 467	General Brown 217	Brighton 063	Jericho 311
St. Johnsville 618	Gouverneur 229	Brockport 066	Lawrence 337
Wheelerville 698	Hammond (Alexandria Common) 253	Byron Bergen 075	Levittown 340
Geneseo	Indian River 297	Caledonia Mumford 077	Locust Valley 352
Akron 004	La Fargeville 324	Churchville Chili 112	Long Beach 353
Albion 006	Lyme 356	East Irondequoit 160	Lynbrook 357
Alden 007	Sackets Harbor (Hounsfield) 288	East Rochester 165	Malverne 366
Alexander 008	Sandy Creek 559	Fairport 188	Manhasset 368
Attica 024	South Jefferson 600	Gates Chili 216	Massapequa 379
Batavia 036	Thousand Islands 634	Greece 235	Merrick 389
Brockport 066	Watertown 672	Hilton 276	North Merrick 444
Byron Bergen 075	Lewis	Holley 280	Mineola 398
Caledonia Mumford 077	Adirondack (Boonville) 002	Honeoye Falls-Lima 283	New Hyde Park-Garden City Park 425
Elba 177	Beaver River 041	Irondequoit (West Irondequoit) 299	North Bellmore 441
Le Roy 338	Camden 079	East Irondequoit 160	North Merrick 444
Medina 387	Carthage 090	Kendall 318	North Shore (Sea Cliff) 448
Oakfield Alabama 458	Copenhagen 129	Penfield 488	Oceanside 459
Pavilion 482	Harrisville 261	Pittsford 500	Oyster Bay-East Norwich 476
Pembroke 487	Lowville 355	Rochester 538	Plainedge 501
Royalton Hartland 548	Sandy Creek 559	East Rochester 165	Plainview-Old Bethpage 502
Wyoming 714	South Jefferson 600	Rush Henrietta 549	Port Washington 511
Greene	South Lewis 602	Spencerport 614	Rockville Centre 539
Cairo-Durham 076	Livingston	Victor 659	Roosevelt 544
Catskill 093	Avon 029	Wayne 678	Roslyn 546
Coxsackie Athens 135	Caledonia Mumford 077	Webster 679	Seaford 577
Gilboa Conesville 223	Canaseraga 083	Wheatland Chili 697	Sewanhaka*
Greenville 240	Dansville 140		Syosset 630
Hunter Tannersville 291	Geneseo 218	Montgomery	Uniondale 652
Margaretville 375		Amsterdam 015	Valley Stream CHS*
Onteora 466		Broadalbin-Perth 065	Valley Stream Hempstead-13 655
Ravena-Coeymans-Selkirk 524		Canajoharie 081	Valley Stream Hempstead-24 656
Windham-Ashland-Jewett 709		Cherry Valley-Springfield 616	Valley Stream Hempstead-30 657
		Cobleskill-Richmondville 120	Wantagh 664
		Duanesburg 153	West Hempstead 687
			Westbury 691

* Do not use a high school district (CHS) in Bellmore-Merrick, Sewanhaka or Valley Stream. Use the code number for the elementary school district where you live.



School districts and code numbers

New York City - Schuyler

School district name School district code number	School district name School district code number	School district name School district code number	School district name School district code number
New York City	Ontario	Otsego (Cont'd)	St. Lawrence (Cont'd)
Bronx 068	Canandaigua 082	Cooperstown 128	Hammond (Alexandria Common) 253
Brooklyn (Kings County) 071	East Bloomfield (Bloomfield) 157	Edmeston 174	Harrisville 261
Manhattan (NY County) 369	Geneva 219	Franklin 203	Hermon Dekalb 269
Queens 519	Honeoye 282	Gilbertsville-Mt. Upton 222	Heuvelton 271
Staten Island (Richmond County) 622	Honeoye Falls-Lima 283	Laurens 336	Indian River 297
Niagara	Livonia 350	Milford 395	Lisbon 345
Akron 004	Lyons 360	Morris 409	Madrid Waddington 362
Barker 035	Manchester-Shortsville (Red Jacket) 527	Mount Markham (Bridgewater-W. Winfield) 412	Massena 380
Lewiston Porter 341	Marcus Whitman (Gorham-Middlesex) 374	Oneonta 464	Morristown 410
Lockport 351	Naples 420	Owen D. Young (Hornesville) 474	Norwood Norfolk 456
Medina 387	Newark 431	Richfield Springs 533	Ogdensburg 461
Newfane 435	Palmyra-Macedon 478	Schenevus (Andrew S. Draper) 570	Parishville-Hopkinton 480
Niagara Falls 437	Penn Yan 489	Sharon Springs 579	Potsdam 513
Niagara Wheatfield 438	Phelps-Clifton Springs 493	Sidney 586	Salmon River 558
North Tonawanda 450	Pittsford 500	Unadilla Valley (New Berlin-South New Berlin) 422	St. Regis Falls 619
Royalton Hartland 548	Victor 659	Unatego (Otego-Unadilla) 649	Tupper Lake 647
Star Point 621	Wayland-Cohocton 677	Worcester 711	Saratoga
Wilson 708	Orange	Putnam	Amsterdam 015
Oneida	Chester 110	Brewster 060	Ballston Spa 034
Adirondack (Boonville) 002	Cornwall 133	Carmel 089	Broadalbin-Perth 065
Brookfield 070	Eldred 178	Garrison 215	Burnt Hills-Ballston Lake 074
Camden 079	Florida (S.S. Seward) 196	Haldane (Philipstown) 249	Corinth 131
Central Square 098	Goshen 228	Lakeland (Shrub Oak) 331	Edinburg 173
Clinton 117	Greenwood Lake 243	Mahopac 363	Galway 212
Holland Patent 279	Haverstraw-Stony Point (North Rockland) 445	North Salem 447	Hadley Luzerne 247
Madison 361	Highland Falls 275	Pawling 483	Hudson Falls 290
Mount Markham (Bridgewater-W. Winfield) 412	Kiryas Joel Village 725	Putnam Valley 518	Mechanicville 386
New Hartford 424	Marlboro 377	Wappingers Falls 665	Niskayuna 439
New York Mills 430	Middletown 394	Rensselaer	Northville 454
Oneida (Sylvan Beach) 463	Minisink Valley 400	Averill Park (George Washington) 027	Saratoga Springs 562
Oriskany 469	Monroe Woodbury 403	Berlin 049	Schuylerville 574
Poland 506	Newburgh 433	Brittonkill (Brunswick Central) 064	Scotia Glenville 576
Remsen 528	Pine Bush 495	Cambridge 078	Shenendehowa 581
Rome 541	Port Jervis 510	East Greenbush 158	South Glens Falls 597
Sauquoit Valley 564	Ramapo (Suffern) 626	Hoosic Valley 284	Stillwater 623
Sherrill (Vernon-Verona) 584	Tuxedo 648	Hoosick Falls 285	Waterford-Halfmoon 670
Stockbridge Valley 624	Valley (Montgomery) 405	Kinderhook (Ichabod Crane) 294	Schenectady
Town of Webb 639	Walkkill 662	Lansingburgh 334	Amsterdam 015
Utica 653	Warwick Valley 668	Mechanicville 386	Burnt Hills-Ballston Lake 074
Waterville 673	Washingtonville 669	New Lebanon 426	Duanesburg 153
West Canada Valley 685	Orleans	North Greenbush (Williams) 704	Galway 212
Westmoreland 695	Albion 006	Rensselaer 530	Mohonasen-Draper (Rotterdam) 402
Whitesboro 701	Barker 035	Schodack 571	Niskayuna 439
Onondaga	Brockport 066	Stillwater 623	Schalmont (Rotterdam) 568
Baldwinsville 033	Byron Bergen 075	Troy 642	Schenectady 569
Cato Meridian 092	Holley 280	Wynantskill 713	Schoharie 572
Cazenovia 095	Kendall 318	Rockland	Scotia Glenville 576
Central Square 098	Lyndonville 359	Clarkstown (New City) 423	South Colonie 595
Chittenango 111	Medina 387	East Ramapo (Spring Valley) 615	Schoharie
De Ruyter 141	Oakfield Alabama 458	Haverstraw-Stony Point (North Rockland) 445	Berne-Knox-Westerlo 050
East Syracuse-Minoa 167	Royalton Hartland 548	Nanuet 419	Cairo-Durham 076
Fabius-Pompey 187	Oswego	Nyack 457	Canajoharie 081
Fayetteville-Manlius 370	Altmar Parish-Williamstown 012	Pearl River 484	Charlotte Valley 101
Homer 281	Camden 079	Ramapo (Suffern) 626	Cobleskill-Richmondville 120
Jamesville-Dewitt 307	Cato Meridian 092	S. Orangetown 605	Duanesburg 153
Jordan Elbridge 315	Central Square 098	St. Lawrence	Fonda Fultonville 197
La Fayette 325	Fulton 211	Alexandria Bay (Alexandria) 009	Gilboa Conesville 223
Liverpool 348	Hannibal 257	Brasher Falls (St. Lawrence) 058	Greenville 240
Lyncourt (Salina) 358	Mexico 390	Canton 087	Jefferson 310
Marcellus 373	Oswego 472	Clifton Fine 116	Middleburgh 393
Moravia 407	Phoenix 494	Colton Pierrepont 124	Schoharie 572
North Syracuse 449	Pulaski 516	Edwards-Knox 724	Sharon Springs 579
Onondaga 465	Sandy Creek 559	Gouverneur 229	Stamford 620
Phoenix 494	South Jefferson 600	Schuyler	Schuyler
Skaneateles 588	Otsego	Bradford 057	Bradford 057
Solvay 593	Bainbridge Guilford 031	Corning 132	Corning 132
Syracuse 631	Charlotte Valley 101	Dundee 154	Dundee 154
East Syracuse (Minoa) 167	Cherry Valley-Springfield 616	Hammondsport 254	Hammondsport 254
North Syracuse 449	Cobleskill-Richmondville 120	Horseheads 287	Horseheads 287
Tully 646		Odessa Montour 460	Odessa Montour 460
West Genesee (Camillus) 686		South Seneca 607	South Seneca 607
Westhill 694			



School districts and code numbers

School district name School district code number	School district name School district code number	School district name School district code number	School district name School district code number
Schuyler (Cont'd)	Suffolk (Cont'd)	Tompkins (Cont'd)	Wayne (Cont'd)
Spencer Van Etten 613	West Islip 688	Cortland 134	Red Creek 525
Trumansburg 643	Kings Park 321	Dryden 152	Sodus 592
Watkins Glen 675	Lindenhurst 344	Groton 245	Victor 659
Seneca	Longwood (Middle Island) 392	Homer 281	Wayne 678
Clyde-Savannah 118	Mattituck (Cutchogue) 382	Ithaca 305	Webster 679
Geneva 219	Middle Country 391	Lansing 333	Williamson 705
Lyons 360	Miller Place 397	Moravia 407	Westchester
Phelps-Clifton Springs 493	Montauk 404	Newark Valley 432	Ardsley 019
Romulus 542	Mount Sinai 414	Newfield 436	Armonk (Byram Hills) 023
Seneca Falls 578	New Suffolk 429	Odessa Montour 460	Bedford (Mt. Kisco) 042
South Seneca 607	North Babylon 440	Southern Cayuga 609	Blind Brook-Rye (Ridge Street) 535
Trumansburg 643	Northport-East Northport 452	Spencer Van Etten 613	Briarcliff Manor 061
Waterloo (Border City) 671	Oysterponds 477	Trumansburg 643	Bronxville 069
Steuben	Patchogue-Medford 481	Ulster	Chappaqua 100
Addison 001	Port Jefferson 509	Ellenville 180	Croton Harmon 136
Alfred Almond 010	Quogue 521	Fallsburgh 190	Dobbs Ferry 147
Andover 017	East Quogue 164	Highland 274	Eastchester 169
Arkport 021	Remsenburg-Speonk 529	Kingston 322	Edgemont 172
Avoca 028	Riverhead 537	Livingston Manor 349	Elmsford 185
Bath (Haverling) 037	Rocky Point 540	Margaretville 375	Greenburgh 237
Bradford 057	Sachem (Holbrook) 553	Marlboro 377	Harrison 260
Campbell-Savona 080	Sag Harbor 554	New Paltz 427	Hastings-on-Hudson 263
Canaseraga 083	Sagaponack 555	Onteora 466	Hendrick Hudson 267
Canisteo 086	Sayville 566	Pine Bush 495	Irvington 301
Corning 132	Shelter Island 580	Rondout Valley 543	Katonah Lewisboro 316
Dansville 140	Shoreham-Wading River 585	Saugerties 563	Lakeland (Shrub Oak) 331
Elmira 182	Smithtown 590	Tri Valley 640	Mamaroneck 367
Greenwood 242	South Country (South Haven) 596	Valley (Montgomery) 405	Mt. Pleasant Central 417
Hammondsport 254	South Huntington 599	Walkkill 662	Mount Vernon 416
Hornell 286	South Manor (West Manor) 603	Warren	New Rochelle 428
Jasper-Troupsburg 308	Southampton 608	Bolton 055	North Salem 447
Naples 420	Southold 610	Corinth 131	Ossining 471
Penn Yan 489	Springs 617	Glens Falls 225	Peekskill 485
Prattsburg 515	Three Village 635	Glens Falls Common	Pelham 486
Wayland-Cohocton 677	Tuckahoe Common	(Abraham Wing) 226	Pleasantville 504
Whitesville 702	(Southampton) 645	Hadley Luzerne 247	Pocantico Hills 505
Suffolk	Wainscott 661	Hudson Falls 290	Port Chester-Rye 508
Amagansett 013	West Babylon 684	Johnsburg 312	Putnam Valley 518
Amityville 014	West Islip 688	Lake George 327	Rye 551
Babylon 030	Westhampton Beach 693	Minerva 399	Rye Neck 552
North Babylon 440	William Floyd (Mastic Beach) 381	North Warren 451	Scarsdale 567
West Babylon 684	Wyandanch 712	Queensbury 520	Somers 594
Bay Shore 038	Sullivan	Schroon Lake 573	Tarrytown 633
Bayport Blue Point 039	Eldred 178	Ticonderoga 636	Tuckahoe 644
Brentwood 059	Ellenville 180	Warrensburg 666	Valhalla 654
Bridgehampton 062	Fallsburgh 190	Washington	White Plains 699
Center Moriches 096	Liberty 342	Argyle 020	Yonkers 715
Central Islip 097	Livingston Manor 349	Cambridge 078	Yorktown Heights (Yorktown) 717
Cold Spring Harbor 123	Minisink Valley 400	Fort Ann 199	Wyoming
Commack 125	Monticello 406	Fort Edward 200	Alden 007
Comsewogue	Pine Bush 495	Granville 233	Alexander 008
(Brookhaven) 126	Port Jervis 510	Greenwich 241	Attica 024
Connetquot 127	Sullivan West (Delaware Valley- Jeff Youngsville- Narrowsburg) 143	Hartford 262	Fillmore 192
Copiague 130	Jeff Youngsville- Narrowsburg) 143	Hoosic Valley 284	Holland 278
Deer Park 142	Roscoe 545	Hoosick Falls 285	Iroquois 300
East Hampton 159	Tri Valley 640	Hudson Falls 290	Keshequa (Dalton-Nunda) 320
East Islip 161	Tioga	Lake George 327	Letchworth (Gainesville) 339
East Moriches 163	Candor 085	Putnam 517	Pavilion 482
East Quogue 164	Dryden 152	Salem 557	Perry 490
Eastport 170	Ithaca 305	Schuylerville 574	Pioneer (Yorkshire) 498
Eastport-South Manor CHS*	Maine Endwell 364	Stillwater 623	Warsaw 667
Elwood 186	Marathon 372	Whitehall 700	Wyoming 714
Farmingdale 191	Newark Valley 432	Wayne	York 716
Fire Island (Ocean Beach) 193	Owego-Apalachin 473	Cato Meridian 092	Yates
Fishers Island 194	Spencer Van Etten 613	Clyde-Savannah 118	Dundee 154
Greenport 239	Tioga 637	Gananda 213	Geneva 219
Half Hollow Hills 250	Union-Endicott 651	Lyons 360	Marcus Whitman (Gorham- Middlesex) 374
Hampton Bays 255	Vestal 658	Marion 376	Naples 420
Harborfields 258	Waverly 676	North Rose-Wolcott 446	Penn Yan 489
Hauppauge 264	Whitney Point 703	Newark 431	Prattsburg 515
Huntington 292	Tompkins	Palmyra-Macedon 478	
South Huntington 599	Candor 085	Penfield 488	
Islip 304		Phelps-Clifton Springs 493	
Central Islip 097		Port Byron 507	
East Islip 161			

* Do not use a high school district (CHS) in Eastport-South Manor. Use the code number for the elementary school district where you live.



Employee's Withholding Allowance Certificate

New York State • City of New York • City of Yonkers

Print or type	First name and middle initial	Last name	Your social security number	
	Permanent mailing address (number and street or rural route)		Apartment number	<input type="checkbox"/> Single/Head of household <input type="checkbox"/> Married <input type="checkbox"/> Married, but withhold at higher single rate <input type="checkbox"/> Qualifying widow(er)
	City, village or post office	State	ZIP code	Note: If married but legally separated, check the <i>Single/Head of household</i> box.

Complete the worksheet on page 3 before making any entries.

1 Total number of allowances you are claiming for New York State and the city of Yonkers, if applicable (from line 19)	1
Lines 2 and 3 apply only to city of New York taxpayers.	
2 Allowances for New York State credits, if applicable (from lines 8 through 12 on page 3)	2
3 Total number of allowances for city of New York (subtract line 2 from line 1)	3
Use lines 4, 5, and 6 below to have additional withholding per pay period under special agreement with your employer.	
4 New York State amount	4
5 City of New York amount	5
6 City of Yonkers amount	6

I certify that I am entitled to the number of withholding allowances claimed on this certificate.

Employee's signature	Date
Employer's name and address (Employer: complete this section only if you must send a copy to the NYS Tax Department.)	Employer identification number

Employers Only: Please check the appropriate box(es) to indicate why you are sending a copy of this form to New York State:

- Employee is a new hire
- Employee claims more than 14 exemption allowances for New York State

Need help?

Tax information: 1 800 225-5829
 Forms and publications: 1 800 462-8100
 Refund status: Access our website or call 1 800 443-3200;
 if electronically filed 1 800 353-0708;
 direct deposit refunds: 1 800 321-3213
 From outside the U.S. and outside Canada: (518) 485-6800
 Fax-on-demand forms: 1 800 748-3676
 Internet access: <http://www.tax.state.ny.us>
 Hearing and speech impaired (telecommunications device for the deaf (TDD) callers only): 1 800 634-2110

Privacy notification

The right of the Commissioner of Taxation and Finance and the Department of Taxation and Finance to collect and maintain personal information, including mandatory disclosure of social security numbers in the manner required by tax regulations, instructions, and forms, is found in Articles 22, 26, 26-A, 26-B, 30, 30-A, and 30-B of the Tax Law; Article 2-E of the General City Law; and 42 USC 405(c)(2)(C)(i).

The Tax Department uses this information primarily to determine and administer tax liabilities due the state and city of New York and the city of Yonkers. We also use this information for certain tax offset and exchange of tax information programs authorized by law, and for any other purpose authorized by law.

Information concerning quarterly wages paid to employees and identified by unique random identifying code numbers to preserve the privacy of the employees' names and social security numbers is provided to certain state agencies, for research purposes to evaluate the effectiveness of certain employment and training programs.

Failure to provide the required information may subject you to civil or criminal penalties, or both, under the Tax Law.

This information is maintained by the Director of the Registration and Data Services Bureau, NYS Tax Department, Building 8 Room 338, W A Harriman Campus, Albany NY 12227, telephone 1 800 225-5829. From areas outside the U.S. and outside Canada, call (518) 485-6800.

Employee's Withholding Allowance Certificate Worksheet

Part I - Complete this part to figure your withholding allowances.

7 Enter the number of dependents that you will claim on your state return (<i>do not include yourself or, if married, your spouse</i>)	7	
For lines 8 and 9, enter "1" for each credit you expect to claim on your state return.		
8 New York State household credit	8	
9 Real property tax credit	9	
For lines 10 and 11, enter "3" for each credit you expect to claim on your state return.		
10 Child and dependent care credit	10	
11 Earned income credit	11	
12 Other credits (<i>see instructions</i>)	12	
For lines 13 and 14, enter "2" if either situation applies.		
13 Head of household status and only one job	13	
14 Married couples with only one spouse working and only one job	14	
15 Enter an estimate of your federal adjustments to income, such as alimony you will pay for the tax year and deductible IRA contributions you will make for the tax year. Total estimate \$..... . Divide this estimate by \$1,000. Drop any fraction and enter the number	15	
16 If you expect to itemize deductions on your state tax return, complete Part II below and enter the number from line 25. All others enter "0"	16	
17 Add lines 7 through 16	17	
18 Married couples with both spouses working, whose total combined income is between \$100,000 and \$150,000, enter the appropriate number from Part III below. All others enter "0"	18	
19 Subtract line 18 from line 17. Enter the result, including negative amounts, here and on line 1. If your employer cannot accommodate negative allowances, enter "0" here and on line 1 and see <i>Avoid underwithholding</i> in the instructions. (<i>If you have more than one job, or if you and your spouse both work, see instructions.</i>)	19	

Part II - Complete this part only if you expect to itemize deductions on your state return.

20 Enter your estimated federal itemized deductions for the tax year	20		
21 Enter your estimated state, local, and foreign income taxes included on line 20	21		
22 Subtract line 21 from line 20	22		
23 Based on your federal filing status, enter the applicable amount from the table below	23		
Standard deduction table			
Single (cannot be claimed as a dependent)	\$ 7,500	Qualifying widow(er)	\$13,400
Single (can be claimed as a dependent)	\$ 3,000	Married filing jointly	\$13,400
Head of household	\$10,500	Married filing separate returns	\$ 6,500
24 Subtract line 23 from line 22 (<i>if line 23 is larger than line 22, enter "0" here and on line 16 above</i>)	24		
25 Divide line 24 by \$1,000. Drop any fraction and enter the result here and on line 16 above	25		

Part III - Chart for married couples with both spouses working whose combined income from all sources is between \$100,000 and \$150,000. Use this chart to compute either the number of allowances to transfer to Part I, line 18, or the dollar amount to transfer to line 4 of Form IT-2104 to request additional withholding. All others do not have to use this chart.

Total income of both spouses	\$100,000 to 105,000	\$105,000 to 110,000	\$110,000 to 115,000	\$115,000 to 120,000	\$120,000 to 125,000	\$125,000 to 130,000	\$130,000 to 135,000	\$135,000 to 140,000	\$140,000 to 145,000	\$145,000 to 150,000
Allowances for higher wage earner with wages under \$90,000,*	1	2	3	4	5	6	7	8	9	10
or additional withholding per week **	\$ 1.50	\$ 3.00	\$ 4.50	\$ 6.00	\$ 7.50	\$ 9.00	\$10.50	\$12.00	\$13.50	\$15.00
Allowances for higher wage earner with wages between \$90,000 and \$110,000, *			1	2	3	4	5	6	7	8
or additional withholding per week **			\$ 1.50	\$ 3.00	\$ 4.50	\$ 6.00	\$ 7.50	\$ 9.00	\$10.50	\$12.00
Allowances for higher wage earner with wages between \$110,000 and \$120,000, *							1	2	3	4
or additional withholding per week **							\$ 1.50	\$ 3.00	\$ 4.50	\$ 6.00
Allowances for higher wage earner with wages between \$120,000 and \$130,000, *									1	2
or additional withholding per week**									\$ 1.50	\$ 3.00
Higher wage earner with wages over \$130,000	no additional withholding is required									

* Transfer the number of allowances to Part I, line 18, above.
 ** Transfer the dollar amount to line 4 of Form IT-2104. If paid other than weekly, adjust this amount accordingly.

Instructions

Who should file this form

The certificate, Form IT-2104, is completed by an employee and given to the employer to instruct the employer how much New York State (and New York City and Yonkers) tax to withhold from the employee's pay. The more allowances claimed, the lower the amount of tax withheld.

If you do not file Form IT-2104, your employer may use the same number of allowances you claimed on federal Form W-4. Due to differences in tax law, this may result in the wrong amount of tax withheld for New York State, New York City and Yonkers. Complete a Form IT-2104 each year, and file it with your employer if the number of allowances you may claim is different than on federal Form W-4 or has changed. Common reasons why you should complete a new Form IT-2104 each year include the following:

- you started a new job;
- you are no longer a dependent;
- your individual circumstances may have changed (for example, you were married or have an additional child);
- you itemize your deductions on your personal income tax return;
- you claim allowances for New York State credits;
- you owed tax or received a large refund when you filed your personal income tax return for the past year;
- you have significantly more or less income from other sources or from another job;
- you no longer qualify for exemption from withholding; or
- you have been advised by the Internal Revenue Service that you are entitled to fewer allowances than claimed on your original federal Form W-4, and the disallowed allowances were claimed on your original IT-2104.

Exemption from withholding

You cannot use this Form IT-2104 to claim exemption from withholding.

To claim exemption from income tax withholding, you **must** file Form IT-2104-E, *Certificate of Exemption from Withholding*, with your employer. You must file a new certificate each year that you qualify for exemption. This exemption from withholding is allowable only if you had no New York income tax liability in the prior year, you expect none in the current year, **and** you are over 65 years of age, under 18, or a full-time student under 25. If you are a dependent who is under 18 or a full-time student, you may owe tax if your income is more than \$3,000.

Avoid underwithholding

Form IT-2104, together with your employer's withholding tables, is designed to ensure that the correct amount of tax is withheld from your pay, so that you do not

have to pay additional tax when you file your return.

You may **not** claim a withholding allowance for yourself or, if married, your spouse. Claim the number of withholding allowances you figure in Part I on page 3 of this form. If you want more tax withheld, you may claim fewer allowances. If you arrive at negative allowances (less than zero) on lines 1, 3, or 19, and your employer cannot accommodate negative allowances, enter "0" and ask your employer to withhold an additional dollar amount each pay period by completing lines 4, 5, and 6 on the allowance certificate. For each negative allowance claimed, you should have an additional \$2 of tax withheld each week. You may also consider filing estimated tax, especially if you have significant amounts of non-wage income. Estimated tax requires that payments be made by the employee directly to the Tax Department on a quarterly basis. For more information see the instructions for Form IT-2105, *Estimated Income Tax Payment Voucher*. If you need assistance, see *Need help?* on page 1. **If you claim more than 14 allowances, your employer must send a copy of your Form IT-2104 to the New York State Tax Department.** You may then be asked to verify your allowances.

Income from sources other than wages

— If you have more than \$1,000 of income from sources other than wages (such as interest, dividends or alimony received), reduce the number of allowances claimed on line 1 of the IT-2104 certificate by one for each \$1,000 of nonwage income. If you arrive at negative allowances (less than zero), see *Avoid underwithholding* above.

Other credits (line 12) — If you will be eligible to claim any credits other than the credits listed, such as an investment tax credit, you may claim additional allowances as follows:

If you expect your New York adjusted gross income to be less than \$50,000, divide the amount of the expected credit by 60 and enter the result (round to the nearest whole number) on line 12.

If you expect your New York adjusted gross income to be more than \$50,000, divide the amount of the expected credit by 70 and enter the result (round to the nearest whole number) on line 12.

Example: *You expect your New York adjusted gross income to exceed \$50,000. In addition, you expect to receive a flow-through of an investment tax credit from the S corporation of which you are a shareholder. The investment tax credit will be \$160. Divide the expected credit by 70. $160/70 = 2.2857$. The additional withholding allowance(s) would be 2. Enter 2 on line 12.*

Married couples with both spouses working

— If you and your spouse both work, you should each file a separate IT-2104 certificate with your respective employers. You should each check the box *Married, but withhold at higher single rate* on the certificate front, and divide the total number of allowances that you compute on line 19 between you and your working spouse. Your withholding will better match your total tax if the higher wage-earning spouse claims all of the couple's allowances and the lower wage-earning spouse claims zero allowances. **Do not** claim more total allowances than you are entitled to. If the total income of you and your spouse is between \$100,000 and \$150,000, use the chart in Part III to compute the number of allowances to transfer to Part I, line 18.

Taxpayers with more than one job

— If you have more than one job, file a separate IT-2104 certificate with each of your employers. Be sure to claim only the total number of allowances that you are entitled to. Your withholding will better match your total tax if you claim all of your allowances at your higher-paying job and zero allowances at the lower-paying job. In addition, to make sure that you have enough tax withheld, if you are a single taxpayer or head of household with two or more jobs, reduce the number of allowances by two on line 1 of the certificate you file with your higher-paying job employer. If you arrive at negative allowances (less than zero), see *Avoid underwithholding* above.

Dependents — If you are a dependent of another taxpayer and expect your income to exceed \$3,000, you should reduce your withholding allowances by one for each \$1,000 of income over \$2,500. This will ensure that your employer withholds enough tax.

Following the above instructions will help to ensure that you will not owe additional tax when you file your return.

Heads of households with only one job

If you will use the head-of-household filing status on your state income tax return, check the *Single/Head of household* box on the front of the certificate. If you have only one job, you may also wish to claim two additional withholding allowances on Part I, line 13.

Married couples with only one spouse working

If your spouse does not work and has no income subject to state income tax, check the *Married* box on the front of the certificate. You may also wish to claim two additional allowances on Part I, line 14.

Penalty - A penalty of \$500 may be imposed for any false statement you make that decreases the amount of money you have withheld from your wages. You may also be subject to criminal penalties.

— Notes —

For up-to-the-minute information on New York State tax matters, including matters that may affect your New York State personal income tax return, visit our Web site at www.tax.state.ny.us.

— Notes —

For up-to-the-minute information on New York State tax matters, including matters that may affect your New York State personal income tax return, visit our Web site at www.tax.state.ny.us.

Index to Instructions

A

Accumulation distribution credit 39
ACRS deduction 19, 23
Additions 17, 18, 19, 20, 37
Adjustments
 federal (see *Federal income and adjustments* 16, 17)
 NY subtractions from federal adjusted
 gross income 21, 22, 23, 24
 from itemized deductions 36
Alternative fuels credit 12, 38, 40
Alzheimer's Disease Assistance Fund 4, 28, 29
Americans with Disabilities Act 2, back cover
Armed forces, members of 6

B

Beneficiaries (estates and trusts) 5, 10, 17
Breast Cancer Research and Education
 Fund 14, 29

C

Change of resident status (see *Nonresidents and part-year residents* 6)
Changes in your federal income (see *Amended Resident Income Tax Return* 10)
Checklist 35
Child and dependent care credit 4, 6, 29, 53
Child's investment income 5
City of NY taxes 4, 5, 6, 26, 27, 39
City of Yonkers taxes 5, 6, 28
Claim of right credit 41
Collection of debts from refund 32
College tuition savings program 4, 20, 24
Computer filled-in returns 12
Credit add-backs 38
Credits against tax
 4, 12, 26, 27, 28, 29, 30, 39, 40, 41
Credit card payment option 4, 31

D

Deceased taxpayers 6, 15
Deductions
 NY itemized 8, 10, 25, 36, 37
 standard 8, 25
Dependents, exemptions for 2, 25
Depreciation 10, 18, 23
Direct debit 4, 9
Direct Deposit 32
Disability income exclusion 10
Disclaiming of spouse's debt 6, 32

E

Earned income credit 4, 6, 29, 51
E-file 8, 9
Empire zone (EZ) credits 8, 9, 12, 26, 30, 38, 40, 41
Employment of persons with disabilities credit 12, 40
Estates and trusts 5, 10, 17
Estimated income tax 10, 12, 31, 33
 account statements/vouchers 4, 10, 12
 amount paid with Form IT-370 31
 penalty/underpayment of 13, 33
Extension of time to file 11

F

Farmers school tax credit 5, 12, 20
Fax-on-demand forms ordering system back cover (see *Need help?*)
Federal
 changes 10
 income and adjustments 16
 pensions 21
Filing requirements 5, 6, 7
Filing status 15
Filing in your tax return 15
Financial services industry (FSI) credits 38, 39, 40, 41
Fraudulent returns 13

H

Hearing and speech impaired hotline; TTD
 back cover (see *Need help?*)
Historic barns rehabilitation credit 39
Homeowners and renters 5
Household credit
 City of NY 27
 NY State 26
How to avoid mistakes 2
How to get New York City forms 5, 16, 27

I

Industrial or manufacturing business (IMB) credit 4, 41
Information back cover (see *Need help?*)
Innocent spouse relief 6, 15
Installment payments 33
Interest and penalties 13
Investment credit 39
 add-back of 38
 refund for new businesses 41
IRAs, Roth 21
IRC 125 amount 2, 20

L

Lake Placid Olympic Fund 28, 29
Line instructions
 Form IT-200 42 through 47
 Form IT-201 15 through 35
 Form IT-201-ATT 36 through 41
 Form IT-214 48 through 50
 Form IT-215 51, 52
 Form IT-216 53 through 56
Long-term residential care deduction 24
Lottery distributions (see *Wage and tax statements* 12) 30, 31

M

MABSTOA pensions 2, 18, 20
Mergers and acquisitions 4
Minimum income tax 10, 38, 39
Missing and exploited children clearinghouse fund (MECC) 14, 29

N

Name, address, and social security number 12, 15, 34
New York adjusted gross income 17
Nonobligated spouse 2, 32
Nonrefundable credits:
 New York City 27, 40
 New York State 26, 39, 40
Nonresident; New York State,
 New York City, Yonkers 4, 5, 6, 7

O

Optional retirement program 2, 18, 21
Other forms you may have to file 10
Other NY State/City of New York taxes 26, 27, 28, 38, 39
Overpayment 32

P

Paid preparers 12, 13, 33, 35
Partnerships/limited liability companies 5, 17, 37
Part-year NY State resident 6, 7
Past-due support/legally enforceable debt 32
Payments 29, 30, 31
Peel-off label inside front cover, 2, 34, 35
Pensions and annuities 21
Permanent home address 34
Privacy notification 14
Private delivery services 11, 35
Public employee retirement contributions 2, 18

Q

QETC - qualified emerging technology company - credits 4, 5, 8, 9, 12, 38, 40
QETI - qualified emerging technology investments 20, 24

R

Real property tax credit (see also *Homeowners and renters* 5) 12, 29, 48
Refund mailer 33
Refundable credits 12, 29, 30, 31, 41
Refunds 2, 12, 32
 collection of debts 32
 direct deposit 32
 disclaiming of spouse's debt 32

Reminders 2, 12
Resident credit 39
Resident credit against separate tax
 on lump-sum distributions 38
Resident; New York State, New York
 City, Yonkers 5, 6, 7
Resolving tax problems back cover
Return a Gift to Wildlife 13, 29
Return assembly 35

S

S corporations 19, 23
School district names and codes 34, 73 through 76
School tax credit, City of NY only 4, 6, 15, 29, 30
Separate tax on lump-sum distributions 10, 38
Simplified instructions with worksheet 16
Signatures 12, 34, 35
Social security numbers 2, 4, 15, 35
Solar and wind energy systems 19
 credit carryover 40
Solar electric generating equipment 39
Special additional mortgage recording
 tax credit carryover 40
Subtractions 21, 22, 23, 24, 36

T

Tables
 contents 3
 household credit
 City of NY 27
 New York State 26
 school tax credit (NY City only) 30
 standard deduction 25
 tax - City of NY 65 through 72
 tax - New York State 57 through 64
Tax computation 25
Tax due (amount you owe) 2, 33
Taxpayer authorization 33
Tax preference items (see *Minimum Income Tax* 10, 38)
Tax rates 4, 64, 72
Tax records 12, 14
Tax withheld 30, 31
Telephone assistance back cover (see *Need help?*)

U

Unincorporated business tax (UBT) credit for New York City 40
U.S. citizens abroad 7, 11

V

Victims of Nazi persecution 24
Voluntary gifts/contributions 13, 14, 28, 29

W

Wage and tax statements 12, 14, 30, 31, 35
Web site (Internet access) back cover (see *Need help?*)
When to file 11
Where to file 11
Which form to file 8, 9
Whole dollar amounts 12, 15
Who must file 5, 6, 7
Withholding allowance for 2001 12
 (see Form IT-2104)
Worksheets
 dependent exemption 25
 itemized deduction adjustment
 Worksheets 3 and 4 37
 long-term care adjustment 36
 simplified instructions 16
 subtraction adjustment limitation 36
 tax computation (1 and 2) 25
 which deduction is larger 8

Y

Yonkers 4, 28, 31
 estimated tax 31
 nonresident earnings tax 4, 5, 6, 28
 part-year income tax surcharge 28
 resident income tax surcharge 4, 5, 28
 tax withheld 31
 worksheet 28
Your rights under the Tax Law 7

Z

Zone equivalent area (ZEA) 40, 41

Need help?

Need help?



Telephone assistance is available from 8:30 a.m. to 4:25 p.m. (eastern time), Monday through Friday.

For tax information: 1 800 225-5829

To order forms and publications: 1 800 462-8100

Refund status: (electronically filed) 1 800 353-0708
(direct deposit) 1 800 321-3213
(all others) 1 800 443-3200

(Automated service for refund status is available
24 hours a day, seven days a week.)

From areas outside the U.S. and
outside Canada: (518) 485-6800

**Fax-on-demand forms:**

(available 24 hours a day, 7 days a week) 1 800 748-3676



Internet access: <http://www.tax.state.ny.us>
(for forms, publications, your refund status, and other information)

**Hotline for the hearing and speech impaired:**

1 800 634-2110 from 8:30 a.m. to 4:25 p.m. (eastern time), Monday through Friday. If you do not own a telecommunications device for the deaf (TDD), check with independent living centers or community action programs to find out where machines are available for public use.



Persons with disabilities: In compliance with the Americans with Disabilities Act, we will ensure that our lobbies, offices, meeting rooms, and other facilities are accessible to persons with disabilities. If you have questions about special accommodations for persons with disabilities, please call 1 800 225-5829.

**If you need to write, address your letter to:**

NYS TAX DEPARTMENT
TAXPAYER ASSISTANCE BUREAU
W A HARRIMAN CAMPUS
ALBANY NY 12227

Resolving tax problems

The best ways to avoid tax problems are to keep accurate tax records and to stay on top of current tax requirements. These instructions contain information that can help you do both; the instructions list free publications you can order and give toll-free numbers you can call for answers to your specific questions.

Most tax problems can be resolved informally. If your refund is late, call our toll-free refund information number; if you receive a tax deficiency notice that you think is in error, promptly call the number listed on the notice. These instructions also list a toll-free number for ordering any forms you might need.

If you have a problem with the Tax Department which you have not been able to resolve through normal channels, or if for any reason you have a complaint about the Tax Department, call toll free 1 800 225-5829. From areas outside the U.S. and Canada, call (518) 485-6800.

Our representatives will, depending upon the nature of your complaint, either give you the address and phone number of the Problem Resolution Officer in your area, or refer your complaint for further investigation and analysis.

Our Problem Resolution Officers are available to assist you when you have repeatedly attempted to clear up a difficulty and you have been unable to do so.

Problem Resolution Officers help remedy specific taxpayer circumstances that have not been resolved through routine department procedures.

If you have made two or more attempts to resolve your problem and feel that you aren't getting anywhere, you may want to turn to our Problem Resolution Program. The program is set up specifically for taxpayers who have tried to resolve their problems through the normal channels but have been unsuccessful.

Only a relative handful of tax problems fail to be resolved by these informal means. However, if you are issued a Notice of Deficiency or a refund denial and you feel that the Tax Department has made a mistake, you still have a number of options available to you:

- You can request a **conciliation conference** through the Bureau of Conciliation and Mediation Services. The conference is conducted informally by a conferee who issues an order that is binding on the Tax Department, but not on you (you can appeal by filing a petition for a formal hearing, as explained below). To set up a conference, get a *Request for Conciliation Conference* by calling toll free 1 800 462-8100 or by writing to the Bureau of Conciliation and Mediation Services, NYS Tax Department, W A Harriman Campus, Albany NY 12227.
- You can request a **small claims hearing** before an impartial presiding officer if the disputed amount is within certain dollar limitations set by the *Rules of Practice and Procedure*. The presiding officer's decision is final, but at any time before the end of the small claims hearing, you can request a transfer to a formal hearing before an administrative law judge. A copy of the *Rules of Practice and Procedure* will be sent to you when you request a petition form as explained below.
- You can file a petition for a **tax appeals hearing**. The hearing is held before an administrative law judge, and both you and the Tax Department may appeal the judge's decision to the Tax Appeals Tribunal. The Tax Department cannot seek a review of the Tribunal's decision, but you can by instituting an Article 78 proceeding in the Appellate Division of the State Supreme Court. You can get the petition forms by writing to the Division of Tax Appeals, Riverfront Professional Tower, 500 Federal Street, 4th Floor, Troy, NY 12180-2894.

Regardless of which appeal option you exercise, you may appear on your own behalf or you may have an authorized representative present your case for review. An authorized representative must have Power of Attorney from you in order to appear on your behalf. Further, your representative must be in compliance with the Ethics in Government Act which restricts appearances by former Tax Department employees. A summary of these restrictions is included on the back of Form POA-1, *Power of Attorney (Individual)*.

Mail your return and any attachments in the preaddressed envelope that came with your tax packet.* If you do not have one, address your envelope —

For refund returns: STATE PROCESSING CENTER — REFUND '00
PO BOX 61000
ALBANY NY 12261-0001

For all other returns: STATE PROCESSING CENTER
PO BOX 61000
ALBANY NY 12261-0001

*If you use a private delivery service other than the U.S. Postal Service, see *Private delivery services* on page 11.