



# Instructions for Form Y-203

## City of Yonkers Nonresident Earnings Tax Return

### Who must file

You must file Form Y-203, *City of Yonkers Nonresident Earnings Tax Return*, if you file or have to file a New York State return and you are a nonresident of Yonkers who earns wages or carries on a trade or business there or are a member of a partnership which carries on a trade or business there.

If you and your spouse are both subject to the Yonkers nonresident earnings tax, you each must file a separate Form Y-203 and **attach it to your New York State return**. If you filed a joint New York State return, combine your Yonkers nonresident earnings tax from each Form Y-203 and enter the total on your New York State return.

You do not have to file a Yonkers nonresident earnings tax return if you meet **all** of these conditions:

- you do not have to file a New York State income tax return; **and**
- you were a Yonkers nonresident for the entire year; **and**
- your income from Yonkers sources consisted only of wages; **and**
- total wages you received for the year (from all employers) subject to Yonkers nonresident earnings tax was not more than \$3,000; **or** you received wages from only one employer and the correct amount of Yonkers nonresident earnings tax was withheld.

For the definition of a Yonkers nonresident, refer to the instructions for Form IT-201 or Form IT-203 under *Resident, Nonresident and Part-Year Resident Defined* and substitute **Yonkers for New York State** in those instructions.

**You must file Form IT-200, IT-201, or IT-203 to claim a refund.**

### Definitions

**Wages** as defined under section 3401(a) of the Internal Revenue Code (IRC) include all payments and the cash value of all payments made in any form other than cash for services performed by an employee for an employer.

Wages also include the following:

- the amount of 414(h) contributions shown on your wage and tax statement(s), New York State Form IT-2102 (Copy 1) or federal W-2 (Copy 2), made by:
  - a Tier 3 or Tier 4 member of the New York State and Local Retirement Systems, which include the New York State Employees' Retirement System and the New York State Police and Fire Retirement System; **or**
  - a Tier 3 or Tier 4 member of the New York State Teacher's Retirement System; **or**
  - an employee of the State or City University of New York who belongs to the Optional Retirement Program; **or**
  - any tier member of the New York City Employees' Retirement System, the New York City Teachers' Retirement System, the New York City Board of Education Retirement System, the New York City Police Pension Fund or the New York City Fire Department Pension Fund; **or**
  - members of the Manhattan and Bronx Surface Transit Operating Authority (MABSTOA) Pension Plan;

- the IRC 125 amount(s) shown on your wage and tax statement(s), New York State Form IT-2102 (Copy 1) or federal Form W-2 (Copy 2) that was deducted or deferred from your salary (section 612(b)(31) of the Tax Law) under a flexible benefits program established on your behalf by the city of New York and certain other New York City public employers (City University of New York, New York City Health and Hospitals Corporation, New York City Transit Authority, New York City Housing Authority, New York City Off-Track Betting Corporation, New York City Rehabilitation Mortgage Insurance Corporation, New York City Board of Education, New York City School Construction Authority, Manhattan and Bronx Surface Transit Operating Authority, or the Staten Island Rapid Transit Authority);
- the salary reduction for the health insurance and welfare benefits fund surcharge of former fractional plan members of the New York City Employees or Board of Education Employees Retirement System pursuant to section 12-126.1 of the New York City Administrative Code, and of certain correction and sanitation workers pursuant to section 12-126.2 of the New York City Administrative Code.

Wages do not include unemployment compensation, or fees paid to a public officer or payment for active service as a member of the armed forces of the United States.

**Other employee compensation** includes but is not limited to salaries, fees, bonuses, tips, commissions on sales or on insurance premiums, severance pay, and vacation allowances that are subject to withholding under section 3401(a) of the IRC.

**Net earnings from self-employment** as defined under section 1402(a) of the IRC consist of your gross income from any trade or business carried on by you, less trade or business deductions allowed under the IRC, plus your distributive share (whether or not distributed) of income or loss from a trade or business carried on by a partnership of which you are a member. **Limited partners** are only considered to receive net earnings from self-employment if the income received represents guaranteed payments for services rendered. The deduction for wages and salaries paid or incurred for the taxable year that was disallowed according to section 280C of the IRC regarding the federal targeted jobs credit is allowed in figuring your net earnings from self-employment.

Net earnings from self-employment **do not** include:

- rental income from real estate and from personal property leased with the real estate, together with the deductions attributed to it, unless received in the course of a trade or business as a real estate dealer;
- dividends and interest not received in the ordinary course of a trade or business as a dealer in stocks or securities;
- gain or loss from the sale or exchange of capital assets, or from the sale, exchange or involuntary conversion of property other than stock in trade;

- any deduction for net operating losses; or
- retirement payments received by a partner according to a written plan excluded under IRC section 1402(a)(10).

### Which form to file

Figure your Yonkers nonresident earnings tax on Form Y-203. This tax is based on your wages and net earnings from self-employment derived from services performed in Yonkers. If you are a nonresident of Yonkers and you performed services both in and out of Yonkers, you must allocate your wages and net earnings from self-employment. You can use Schedule A on the back of this form to determine the portion to be allocated to Yonkers. If you are married, you cannot file a joint Yonkers nonresident earnings tax return. If you each have taxable earnings, you each must use a separate Form Y-203 to figure your tax. Transfer your total Yonkers nonresident earnings tax to your New York State income tax return.

If you are a part-year Yonkers resident, see *Part-year residents* on page 4.

See *Need help?* on page 4 for information on how to get forms.

Complete your return using the line instructions that begin on page 2.

### When to file

Form Y-203 is due when your New York State income tax return is due. **Attach it to your New York State return, Form IT-200, IT-201, or IT-203.**

### Payments of estimated tax

You must pay estimated Yonkers nonresident earnings tax if you expect your withholding to be less than 90% of the tax shown on your 2000 return and less than 100% of the tax shown on your 1999 return (110% of that amount if you are not a farmer or fisherman and the New York adjusted gross income shown on that return is more than \$150,000 or, if married filing separately, more than \$75,000) assuming the return covered 12 months and you expect to owe, after withholding and credits, at least \$300 of earnings tax for 2000. Use Form IT-2105, *Estimated Income Tax Payment Voucher*, to pay 2000 Yonkers estimated tax.

### Refund or tax due

Your New York State, New York City, and Yonkers taxes are combined into a single amount of tax due or overpayment on your New York State return. The Tax Department will issue one check (or direct deposit) for the amount of a refund due, or you can credit the overpayment (or part of it) to your 2000 estimated tax. If you decide to credit your overpayment to your 2000 estimated tax, you cannot change this decision after April 17, 2000 (April 18, 2000, if you file your federal return at the IRS Service Center in Andover, Mass.).

If your combined New York State, New York City and Yonkers taxes result in a balance due, send one check or money order payable to **New York State Income Tax** and write your social security number and **1999 Income Tax** on it. Do not send cash.

## Changes in your federal income tax

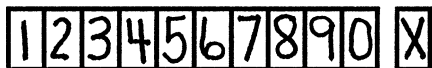
If the Internal Revenue Service changes your taxable income or net earnings from self-employment or if you file an amended federal return, you must report these changes to the New York State Tax Department within 90 days from the date the Internal Revenue Service makes its final determination or 90 days from the date you amended your federal return. Report any changes for Yonkers nonresident earnings tax purposes on your amended state return with Form Y-203 attached. Include a check or money order for the full amount of any tax and interest due.

If you were eligible for a claim of right credit on your federal return for wages or self-employment income that was included on a prior year's Form Y-203, you may also be eligible for credit against your city of Yonkers nonresident earnings tax on your New York State return. This refundable credit can be claimed by completing Form IT-257, *Claim of Right Credit*, and transferring the allowable credit to Form IT-201-ATT, line 66, or Form IT-203-ATT, line 68. For more information, see Publication 99, *General Information on New York State and New York City Income Tax Credits*.

## Filling in your tax return

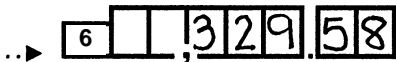
Rectangular boxes are printed on the form for the social security number and total tax lines, to guide you in making your entries, so that we can more accurately read them and process your return more efficiently. Please spend a moment reviewing the method for making your entries:

- Please print (using a blue or black ballpoint pen; no pencils please) or type all numbers in the boxes provided.
- Do not enter a dollar sign (\$), comma, decimal point or any other punctuation marks or symbols. We have already printed the appropriate comma and the decimal point to assist you in filling in the total tax line, and the dashes to help you fill in your social security number.
- Write your numerals like this:



- Carefully enter your money amount so that the whole dollar amount starts immediately to the left of the decimal point and the cents amount (if any) starts immediately to the right of the decimal point. Leave blank any boxes that do not apply to you.

Example: If your total nonresident earnings tax for line 6 of Y-203 is \$329.58, your money field entry on line 6 should look like this:



## Line instructions

Print or type your name, and enter your social security number in the boxes provided. Please write the numbers clearly, entering only one digit per box.

### Item A

If you were a Yonkers resident during any part of the year, check the *Yes* box, enter the beginning and ending dates of your period of residence (month, day and year) and see *Part-year residents* on page 4 of these instructions.

If you were not a city of Yonkers resident for any part of 1999, check the *No* box and skip to item B.

Whether you checked *Yes* or *No*, if you earned wages or had income from a trade or business in Yonkers, you must complete items A and B and lines 1 through 6. If required, also complete item C and Schedules A, B, and C.

### Item B

If you or your spouse had living quarters available for your use in Yonkers during any part of 1999, check the *Yes* box, and give the address of the living quarters. Also give the number of days you were in Yonkers, even if you were on personal business. Do not count days you traveled through Yonkers to use common carriers such as airplanes, trains or buses.

Living quarters include a house, apartment, co-op or any other living quarters maintained or paid for by you or your spouse or any Yonkers living quarters maintained for your primary use by another person, family member or employer.

### Item C

Complete this section if you are reporting income from self-employment on line 2 of this form.

### Line 1 – Gross wages

Enter the amount of your wages (see *Definitions* on the front page) earned in Yonkers. Include any amount of 414(h) retirement contributions shown on your wage and tax statement(s), Form IT-2102 (Copy 1) or federal Form W-2 (Copy 2).

Also include any amount deducted or deferred from your salary under a New York City flexible benefits program (IRC section 125 plan) established by the city of New York or certain other New York City public employers.

For more information about 414(h) retirement contributions and IRC section 125 plans, see the instructions for Form IT-201 or Form IT-203.

If your wages were earned partially in Yonkers, figure the amount earned in Yonkers by completing *Schedule A* on the back of Form Y-203. Add your allocated wages to any other amounts to be reported on line 1.

### Line 2 – Net earnings from self-employment

Enter the amount of your net earnings from self-employment (see *Definitions* on the front page) in Yonkers for the entire taxable year.

This is the amount reported on federal Form 1040, Schedule SE, *Self-Employment Tax*, Section A, line 4, or Section B, line 4c, minus the deduction for wages or salaries paid or incurred for the taxable year that was disallowed according to section 280C of the IRC regarding the federal Indian employment credit, work opportunity credit and empowerment zone employment credit. If the amount in Schedule SE includes profit or loss from a trade or business carried on by you wholly outside Yonkers, or your distributive share of the profit or loss of a partnership that does not engage in business in Yonkers, deduct these amounts from (or add them to, if they are losses) the amount shown in Schedule SE to figure the amount of your net earnings from self-employment that are subject to the Yonkers nonresident earnings tax. Attach a schedule showing the amount of each deduction (or addition).

The net earnings from self-employment of ordained, commissioned or licensed ministers of churches, members of religious orders, and Christian Science practitioners are subject to the tax even if they have elected exemption from social security coverage.

If you have no regular place of business outside Yonkers, allocate all net earnings from self-employment to Yonkers.

If your net earnings from self-employment were from sources both in and out of Yonkers, figure the amount to be allocated to Yonkers.

If you kept books and records that fairly and equitably show net earnings from self-employment in Yonkers, you can figure the part to be allocated to Yonkers from these books and records. If not, use the formula in Schedule C.

### Line 4 – Allowable exclusion

Enter your allowable exclusion.

You are allowed an exclusion against the total amount of wages and net earnings from self-employment allocated to Yonkers (line 3 amount). Use the *Exclusion table* on the front of Form Y-203 to find your exclusion.

If you changed your residence to or from Yonkers during your taxable year or had a taxable period of less than one year, you have to prorate your allowable exclusion. To do this, count any period of more than one-half month as a full month; do not count any period of one-half month or less. Then use the *Exclusion table* on the front of Form Y-203 to find the amount of your allowable exclusion.

### Line 6 – Total nonresident earnings tax

Enter the total Yonkers nonresident earnings tax. Figure the tax by multiplying the amount on line 5 by the rate of .5% (.005). Enter only one numeral in each box, verifying that the digits are placed to correctly represent the dollar amount of the tax computed. Also transfer your total Yonkers nonresident earnings tax to your New York State return. **Attach Form Y-203 to your New York State return.**

If you and your spouse are filing a joint New York State return and you each completed Form Y-203 because each had taxable earnings from Yonkers sources, combine your Yonkers nonresident earnings tax from each Form Y-203 and enter the total on your New York State return.

### Limitation on tax

As a Yonkers nonresident, you do not have to pay a higher tax than you would if you were a Yonkers resident. Use Form IT-201 and instructions to figure your tax liability as a Yonkers resident. For example: If you had losses that entered into the computation of your taxable income computed **as if** a resident, your Yonkers tax computed as a resident may be **lower** than the actual Yonkers nonresident earnings tax computed. You would therefore be allowed to pay the amount of tax computed as a Yonkers resident. If your Yonkers resident income tax surcharge is less than your Yonkers nonresident earnings tax, attach a separate schedule to Form Y-203 showing your computation. Enter the Yonkers resident income tax surcharge on line 6 of Form Y-203.

### Payments and credits

Enter on your New York State return the total Yonkers nonresident earnings tax withheld by all your employers. **Be sure that the amounts of withholding are for Yonkers withholding tax only.**

Enter on your New York State return the total payments of your 1999 estimated Yonkers nonresident earnings tax.

### Checklist

Use the checklist on the front of Form Y-203 to make sure you have properly completed your return and to avoid common errors that will delay the processing of your return, and refund if you are entitled to one.

## Schedule A

### Allocation of wage and salary income

Use *Schedule A* on the back of Form Y-203 if your wage or salary income is earned partly in Yonkers and does not depend directly on the volume of business transacted.

If your income subject to allocation depends entirely on the volume of business transacted, as in the case of a salesperson working on commission, do not use *Schedule A*. Divide your volume of business transacted in Yonkers by your total volume of business transacted both in and out of Yonkers. Multiply the total income subject to allocation by this ratio. This is the amount of your income allocated to Yonkers. The location where the services or sales activities were actually performed determines where business is transacted. Attach a schedule to your return showing how you figured this allocation.

If you allocate your personal service income differently than explained above, attach a separate schedule showing complete details.

If you have to allocate wage and salary income received from more than one employer, you must allocate the wage and salary income separately for each job. Attach to your return a separate statement (similar to *Schedule A*) showing the work days and the income earned in Yonkers that apply to each job.

### Lines 7 through 21

Complete lines 7 through 21. Figure the amount allocable to the city of Yonkers by determining the ratio of days (excluding nonwork days such as Saturdays, Sundays, holidays, sick leave, vacation, etc.) you worked in Yonkers to the total number of days you worked both in and out of Yonkers during the year. Multiply this ratio by your total wage and salary income subject to allocation. Enter this amount on line 1.

Work days are days on which you were required to perform the usual duties of your job. This does not ordinarily include duties performed at your home.

If your period of employment is less than a full year, base the figures you enter in *Schedule A* on the actual period of employment. For example, if you were employed in and out of Yonkers for separate periods of 170 days by one employer and 195 days by another employer, enter 170 days and 195 days on line 7 of your separate allocation schedules.

## Schedule B

### List all places, both in and out of the city of Yonkers where you carry on business

If you have net earnings from self-employment, list in columns (1) and (2) the exact locations, both in and out of Yonkers, where you carry on business. Describe in column (3) the places listed in columns (1) and (2) (e.g., branch office, agency, factory, warehouse, etc.) and state whether you rent or own these places.

## Schedule C

### Allocation of net earnings from self-employment to the city of Yonkers

Complete Schedule C if you do not keep books and records that fairly and equitably show net earnings from self-employment in Yonkers.

The amount to be allocated to Yonkers is that part of your total net earnings from self-employment (line 30) that results from multiplying total net earnings by the average of the property percentage, payroll percentage, and gross income percentage (line 29).

If you receive net earnings from self-employment from more than one business activity carried on both in and out of Yonkers, complete a separate *Schedule C* for each business activity and attach it to your return.

If you are a partner in a partnership, you may use the business allocation percentage determined by the formula on Form Y-204, *City of Yonkers Nonresident Partner Allocation*. If you use the percentage from Form Y-204, skip lines 22 through 28 on Form Y-203 and enter the allocation percentage from Form Y-204 on line 29. Attach a copy of Form Y-204 to Form Y-203.

If *Schedule C* is used and the net earnings are from a partnership, the factors used must be the partnership's property, payroll, and gross income.

### Property percentage

#### Lines 22, 23, and 24

Figure the average value of real and tangible personal property connected with your net earnings from self-employment by completing lines 22, 23, and 24.

#### Line 22 – Real property owned

Enter in column (1) the average value of all real property you own that is connected with net earnings from self-employment. Enter in column (2) the average value of this real property that is located in Yonkers.

The average value of the property is determined by (1) adding its adjusted basis at the beginning of the taxable year to its adjusted basis at the end of the taxable year and (2) dividing by two.

#### Line 23 – Real property rented from others

Enter in column (1) the value of all real property you rented that is connected with net earnings from self-employment. Enter in column (2) the value of this rented real property that is located in Yonkers.

The fair market value of rented real property included on line 23 is generally eight times the gross rent payable during the taxable year for which the return is filed. Gross rent includes:

- any amount payable for the use or possession of real property, or any part of it, whether designated as a fixed sum of money or as a percentage of sales, profits or otherwise;
- any amount payable as additional rent or in lieu of rent, such as interest, taxes, insurance, repairs or any other amount required to be paid by the terms of a lease or other agreement; and

- a portion of the cost of any improvement to real property made by you or on your behalf that reverts to the owner or lessor upon termination of a lease or other arrangement. However, if a building is erected on leased land by you or on your behalf, the value of the building is figured the same way as if you owned it.

#### Line 24 – Tangible personal property owned

Enter in column (1) the average value of all tangible personal property you own that is connected with net earnings from self-employment. Enter in column (2) the average value of this tangible personal property that is located in Yonkers.

#### Line 25 – Property percentage

Add lines 22, 23, and 24 in columns (1) and (2) and enter the total on line 25.

Divide the column (2) total by the column (1) total and carry the result to four decimal places. For example, if the total in column (1) is \$15,000 and the total in column (2) is \$10,000, divide the \$10,000 by the \$15,000 and enter the result (.6667) as a percentage (66.67%) in column (3).

#### Line 26 – Payroll percentage

Enter the total of the wages, salaries and other personal service compensation paid to your **employees** in connection with your net earnings from self-employment derived from a trade, business or profession carried on in Yonkers. Do not include payments to independent contractors or independent sales agents.

Enter in column (1) the total of the compensation paid to your employees during the taxable year in connection with your net earnings from self-employment carried on both in and out of Yonkers. Enter in column (2) the amount paid in connection with operations carried on in Yonkers.

The compensation paid to an employee is considered to be connected with operations carried on in Yonkers if the employee works in or travels out of an office or other place of business located in Yonkers.

Divide the column (2) total by the column (1) total. Carry the result to four decimal places and enter it as a percentage in column (3).

#### Line 27 – Gross income percentage

Enter in column (1) the total gross sales made or charges for services performed by you or your employees, agents, agencies or independent contractors of the business in and out of Yonkers. Enter in column (2) the part of the total gross sales or charges that represents sales made, or services performed, by or through an agency in Yonkers. This includes sales made or services performed by employees, agents, agencies or independent contractors situated at, connected with or sent out from offices of the business (or its agencies) located in Yonkers. For example, if a salesperson working out of the Yonkers office of the business covers New York State, New Jersey and Pennsylvania, **all sales** made by that salesperson are allocated to Yonkers and must be included in column (2) on line 27.

**Special rule for real estate:** Income and deductions from the rental of real property and gain or loss from the sale, exchange or other disposition of real property are not subject to

allocation but are considered to be entirely derived from or connected with the place in which the property is located.

Divide the column (2) total by the column (1) total. Carry the result to four decimal places and enter it as a percentage in column (3).

### Line 29 – Business allocation percentage

Divide the amount on line 28 by three (or by the actual number of percentages if less than three). Carry the result to four decimal places and enter it as a percentage.

### Line 30 – Net earnings from self-employment to be allocated

Enter your net earnings from self-employment, as defined on page 1 of these instructions.

## Part-year residents

If you changed your residence to or from Yonkers during the year, you may have to pay a part-year Yonkers resident income tax surcharge for the part of the year you were a resident. If you earned wages in Yonkers or carried on a trade or business there (either as an individual or a member of a partnership) during the part of the year that you were not a Yonkers resident, you may have to pay the Yonkers nonresident earnings tax.

## Returns to be filed

If you are required to file a New York State return and you were a resident of Yonkers for part of the year, you must file Form IT-360.1, *Change of City Resident Status*, for the part of the year you were a Yonkers resident. You may also be required to file Form Y-203 for the part of the year you were a nonresident and transfer the tax to your New York State Form IT-201 or Form IT-203.

**Form IT-360.1-I, Instructions for Form IT-360.1**, explains the computation of your Yonkers resident income tax surcharge. The instructions will help you compute your Yonkers resident income tax surcharge for the resident period. Form IT-360.1 must be attached to your completed New York State income tax return.

You are not required to file Form Y-203 for the period that you were a nonresident of Yonkers if you had no wages or net earnings from self-employment from Yonkers sources during this period. Instead, attach a statement to your return for the resident period explaining that you had no taxable income during the nonresident period.

## Returns for married taxpayers

If you and your spouse changed your Yonkers resident status and file a joint New York State return, you must compute your Yonkers resident income tax surcharge jointly on

Form IT-360.1. For the period of nonresidence, if you each have taxable earnings, you must use separate Forms Y-203.

If you filed separate New York State returns, you must compute your Yonkers resident income tax surcharge separately on separate Forms IT-360.1 for the period of residence. For the period of nonresidence, you must use separate Forms Y-203.

If you are married, filing a joint New York State return and only one spouse changed Yonkers residence during the taxable year, you must compute your Yonkers resident income tax surcharge separately. The spouse who changed Yonkers residence must complete Form IT-360.1 and Form Y-203, if applicable, and attach them to Form IT-201 or Form IT-203. The other spouse, if a resident, must compute a separate Yonkers resident income tax surcharge for the entire taxable year on Form IT-201 as if separate federal returns were filed, or if a nonresident subject to the Yonkers nonresident earnings tax, must complete Form Y-203 and attach it to Form IT-201 or Form IT-203.

## How to file

If you changed your Yonkers residence but were a New York State resident all year, read the instructions for Form IT-360.1 and complete Form IT-360.1 for the period of Yonkers residence. Transfer the tax computed on Form IT-360.1 to Form IT-201, line 53. For the nonresident period, compute your Yonkers nonresident earnings tax on Form Y-203 and transfer the tax to Form IT-201, line 52. Attach Form Y-203, if applicable, and Form IT-360.1 to your New York State resident return, Form IT-201.

If you changed both your Yonkers and New York State residence during the year, get the instructions for Form IT-360.1 and complete Form IT-360.1 for the period of Yonkers residence. Transfer the tax computed on Form IT-360.1 to line 52 of Form IT-203, *New York State Nonresident and Part-Year*

*Resident Income Tax Return*. For the nonresident period, compute your Yonkers nonresident earnings tax on Form Y-203 and enter the tax on line 51 of Form IT-203. Attach Form Y-203, if applicable, and Form IT-360.1 to Form IT-203.

If you need to get Forms IT-360.1 and IT-360.1-I, *Instructions for Form IT-360.1*, or other forms, see *Need help?* below.

### Privacy Notification

The right of the Commissioner of Taxation and Finance and the Department of Taxation and Finance to collect and maintain personal information, including mandatory disclosure of social security numbers in the manner required by tax regulations, instructions, and forms, is found in Articles 22, 26, 26-A, 26-B, 30, 30-A, and 30-B of the Tax Law; Article 2-E of the General City Law; and 42 USC 405(c)(2)(C)(i).

The Tax Department uses this information primarily to determine and administer tax liabilities due the state and city of New York and the city of Yonkers. We also use this information for certain tax offset and exchange of tax information programs authorized by law, and for any other purpose authorized by law.

Information concerning quarterly wages paid to employees and identified by unique random identifying code numbers to preserve the privacy of the employees' names and social security numbers is provided to certain state agencies, for research purposes to evaluate the effectiveness of certain employment and training programs.

Failure to provide the required information may subject you to civil or criminal penalties, or both, under the Tax Law.

This information is maintained by the Director of the Registration and Data Services Bureau, NYS Tax Department, Building 8 Room 924, W A Harriman Campus, Albany NY 12227; telephone 1 800 225-5829. From areas outside the U.S. and outside Canada, call (518) 485-6800.

### Need help?

**Telephone assistance** is available from 8:30 a.m. to 4:25 p.m. (eastern time), Monday through Friday.

Tax information: 1 800 225-5829

Forms and publications: 1 800 462-8100

Refund status: Access our website or call 1 800 443-3200;

if electronically filed 1 800 353-0708; direct deposit refunds: 1 800 321-3213


Automated service for refund status is available 24 hours a day, seven days a week.


From outside the U.S. and outside Canada: (518) 485-6800

Fax-on-demand forms (available 24 hours a day, seven days a week): 1 800 748-3676

Internet access: <http://www.tax.state.ny.us>

Hearing and speech impaired (telecommunications device for the deaf (TDD) callers only): 1 800 634-2110 (8:30 a.m. to 4:25 p.m., eastern time)

 **Persons with disabilities:** In compliance with the Americans with Disabilities Act, we will ensure that our lobbies, offices, meeting rooms, and other facilities are accessible to persons with disabilities. If you have questions about special accommodations for persons with disabilities, please call 1 800 225-5829.

 **If you need to write**, address your letter to: NYS Tax Department, Taxpayer Assistance Bureau, Taxpayer Correspondence, W A Harriman Campus, Albany NY 12227.

Attach Form Y-203 to your New York State income tax return and mail them to:

STATE PROCESSING CENTER  
PO BOX 61000  
ALBANY NY 12261-0001

or for Refund returns:

STATE PROCESSING CENTER - REFUND 99  
PO BOX 61000  
ALBANY NY 12261-0001

### Private delivery services

If you choose, you may use a private delivery service, instead of the U.S. Postal Service, to file your return. However, if, at a later date, you need to establish the date you filed your return, you cannot use the date recorded by a private delivery service **unless** you used a delivery service that has been designated by the U.S. Secretary of the Treasury or the Commissioner of Taxation and Finance. (Currently designated delivery services are listed in Publication 55, *Designated Private Delivery Services*. See *Need help?* on page 4 of these instructions for information on ordering forms and publications.) If you use **any** private delivery service, whether it is a designated service or not, address your return to: **State Processing Center, 431C Broadway, Albany NY 12204-4836.**